

2023 Accommodations Tax Funds Request Application

Organization Name: Long Cove Club

Project/Event Name: Darius Rucker Intercollegiate

Executive Summary

An ATAX Effectiveness Measurement form has been attached to this application.

An ATAX Effectiveness Measurement Worksheet is attached to this application.

Long Cove Club and Darius Rucker Intercollegiate thanks the committee for their consideration.

2023 Accommodations Tax Funds Request Application

Date Received: 08/29/2022	Time Received: 02:05 PM	By: Online Submittal
---------------------------	-------------------------	----------------------

Applications will not be accepted if submitted after 4 pm on September 2, 2022

A. SUMMARY OF GRANT REQUEST:

ORGANIZATION NAME: Long Cove Club

Project/Event Name: Darius Rucker Intercollegiate

Contact Name: Christy Cohen
Title: Managing Director, Darius Rucker Intercollegiate

Address: 399 Long Cove Drive, Hilton Head Island, SC 29928

Email Address: ccohen@longcoveclub.com
Contact Phone: 843-686-1076

Event Date: February 27 - March 1, 2023
Event Location: Long Cove Club

Total Budget: \$260,000.00
Grant Requested: \$54,259.00

Provide a brief summary on the intended use of the grant and how the money would be used. (100 words or less)

This year, the Darius Rucker Intercollegiate is asking for a \$54,259 ATAX grant to increase the number of spectators who come to the tournament and stay on the island, as well as to improve and enhance the spectator experience while at the event.

\$48,000 of the grant will be used for marketing and advertising to attract tourists, visitors and residents.

The remaining \$6,259 will be used for offsite parking and shuttle services to efficiently and quickly get spectators into the event and enhance their overall experience.

How does the organization/event either drive tourism to Hilton Head Island or enhance the visitor experience on Hilton Head Island? How is this impact being measured? (100 words or less)

We know that the Darius Rucker Intercollegiate drives tourism to the island.

17 teams from universities around the country stay in large ocean-oriented rental homes that are booked via local vacation rental companies.

Spectators also book approximately 85 room nights at our official hotel, Sonesta Resort. Golf Channel personnel book over 425 room nights at the Omni Hilton Head Island Resort.

Teams, coaches and staff eat at least five meals out at local restaurants while on the island. And 75 Golf Channel personnel eat three meals a day for five days while they are on the island working at the tournament.

A. Total Number of Physical Tourists Served: 874 or 42.2%

A Tourist is considered a non-resident, traveling more than 50 miles to the Town of Hilton Head Island.

B. Total Number of Physical Visitors Served: 270 or 13%

A Visitor is considered a non-resident, who travels 50 miles or less to visit the Town of Hilton Head Island.

C. Total Number of Physical Residents Served: 926 or 44.8%

A Resident is considered any person who claims their property address within the limits of the Town of Hilton Head Island as their primary residence.

D. Total Number of Physical Patrons Served (A+B+C=D): 2070

How was the Number of Visitors/Tourists Documented? (250 words or less)

In the past, we have used numbered car passes to estimate the number of spectators who come into our community to watch the tournament. During the 2022 event, we collected zip codes from every single spectator who entered Long Cove Club. Results were analyzed and are attached to this application. 1,720 people from outside the Long Cove Club community came to the tournament and almost 900 of them were defined as tourists from over 50 miles away. (Golf Channel personnel were not counted in this spectator number.)

We also hired University of South Carolina Beaufort students to conduct a research survey to get more detailed information of who was coming to the tournament, not just where they were from. We partnered with the Hilton Head Island – Bluffton Chamber of Commerce Visitors and Convention Bureau to share expenses and results for two days-worth of surveys.

Of the respondents that completed the survey, 57% were from more than 50 miles away and 51% of them were from states other than South Carolina. Top states for spectators included New York, Pennsylvania and Ohio. The USCB report is also attached to this application.

B. DESCRIPTION OF OPERATIONS:

1. For state reporting purposes, give a brief description of the organization. (250 words or less)

The Darius Rucker Intercollegiate is one of the most prestigious women's collegiate golf tournament in the country and is hosted by the University of South Carolina in conjunction with Grammy-award winning artist, Darius Rucker, at Long Cove Club in Hilton Head Island, SC. In 2022, Golf Channel and NBC Sports televised the tournament live and it was the first exclusively women's collegiate golf tournament broadcast on national television ever!

The 11th annual tournament will run from Monday, February 27 to Wednesday, March 1, 2023. The tournament kicks off with a practice round on Sunday, February 26th followed by a private concert by Darius Rucker and his band at the Arts Center of Coastal Carolina. Players, their coaches, sponsors and Long Cove Club members are treated to a full concert in this intimate venue. The competition will start on Monday the 27th and top schools from around the country will compete for the coveted team trophy, a genuine guitar signed by Darius Rucker himself. This year, we will also invite two individual players and their coaches from two HBCU (Historically Black Colleges/Universities) to round out the field.

The DRI is funded completely separate in all ways from the Long Cove Club Owner's Association, LLC. No DRI monies are included in the Club's budgets, profit and loss statements or income taxes. Staff time is used to produce the tournament and over 130 Long Cove Club members volunteer, but Long Cove Club members do not financially subsidize the tournament in any way.

2. Describe in detail how the requested grant funding would be used? (250 words or less)

\$48,000 of the requested ATAX grant would be used for marketing and advertising expenses in an effort to get tourists, visitors and locals to the tournament.

\$6,259 of the requested ATAX grant is to enhance the spectator experience by renting an offsite parking lot at Central Church and provide shuttle transportation via Kelly Tours all day for easy access to the tournament.

The marketing plan includes a combination of print and digital advertising, both in and out-of-area.

Print marketing includes local and regional magazines such as: Carolinas and Georgia Golf Association magazines, Local Life, CH2, Hilton Head Monthly, Hilton Head and Bluffton Sun and the

Island Packet newspaper.

Digital marketing will include website retargeting, Facebook ads, Google ad words and geo-fencing both locally and regionally.

We are expanding our marketing reach in 2023 with the goal of more spectators and interest in the tournament. This includes:

- Arts Center of Coastal Carolina - dedicated eblasts, front page website promotion, outdoor building signage and a full page ad in On Center magazine.
- Savannah/Hilton Head International Airport (SAV) and the Hilton Head Airport (HHH) - digital signage in the concourse and baggage claim areas.
- Palmetto Golfer - Full page ad.
- Island Events - Two-page ad.
- Hilton Head Island Golf - Full page ad and two-page advertorial.

3. What impact would partial funding have on the activities, if full funding were not received? What would the organization change to account for partial funding? *(100 words or less)*

If reduced ATAX funding is available, we would reduce our marketing budget by eliminating the Carolinas and Georgia Golf Association magazine ads. We did receive direct calls last year from readers who saw our Darius Rucker Intercollegiate ads in these publications, so we hope to continue in 2023.

We would also need to eliminate the USCB Research Center Crowd Survey and only continue monitoring zip codes and receive less satisfaction data.

4. What is expected economic impact and benefit to the Island's tourism? *(100 words or less)*

The economic impact to Hilton Head Island is substantial.

Competing teams from 16 universities stay in large ocean-oriented rental homes sourced through local businesses.

2022 - 16 homes rented for a total of \$32,001

2023 Estimate - 16 homes for a total of \$42,880

Sonesta Resort - Official Hotel

2022 - 65 nights for a total of \$9,685 in revenue (before tax)

2023 Estimate – 85 nights for a total of \$13,515 (before tax)

Omni Resort hosts 75 Golf Channel personnel.

2022 - 423 nights for a total of \$63,027 (before tax)

2023 Estimate - Same or higher if nightly rate increases

5. In order to comply with the State's Tourism Expenditure Review Committee annual reporting requirements, **please classify your current grant request into the following authorized categories:**

1 - Destination Advertising/Promotion <i>Advertising and promotion of tourism so as to develop and increase tourist attendance through the generation of publicity.</i>	88 %
2 - Tourism-Related Events <i>Promotion of the arts and cultural events.</i>	0 %
3 - Tourism-Related Facilities <i>Construction, maintenance and operation of facilities for civic and cultural activities including construction and maintenance of access and other nearby roads and utilities for the facilities.</i>	0 %

4 - Tourism-Related Public Services <i>The criminal justice system, law enforcement, fire protection, solid waste collection and health facilities when required to serve tourists and tourist facilities. This is based on the estimated percentage of costs directly attributed to tourist. Also includes public facilities such as restrooms, dressing rooms, parks and parking lots.</i>	0 %
5 - Tourist Public Transportation <i>Tourist shuttle transportation.</i>	12 %
6 - Waterfront Erosion/Control/Repair <i>Control and repair of waterfront erosion.</i>	0 %
7 - Operation of Visitor Information Centers <i>Operating visitor information centers.</i>	0 %
Total:	100 %

6. If not covered elsewhere in the application, please describe (a) how the organization will collaborate with other organizations to enhance tourism efforts, and (b) provide a venue or service not otherwise available to visitors to the Town of Hilton Head Island. (250 words or less)

In 2022, Long Cove Club worked with the Hilton Head Island/Bluffton Chamber of Commerce to expand our reach to visitors and tourists. They hired a golf focused social media influencer, Alexandra O'Laughlin, to attend the tournament and make social media posts to promote the tournament to her 225,000 followers. The Chamber also advertised the tournament on their website and calendars.

The Sonesta Resort continues to be the Official Hotel of the Darius Rucker Intercollegiate. We put a direct link to their hotel on our website and their logo on most of our print advertising and they provide us with a discounted rate to encourage tourists to come to the island during the tournament.

The private Darius Rucker concert, held on February 26th, takes place at the Arts Center of Coastal Carolina. We pay the Arts Center their full rental rate to book the venue. In addition, we hire SERG/Signature Events to cater the pre-concert reception at the Arts

Center. This is an additional \$33,000 positive economic impact to the community. We are also buying advertising from them since their clientele is very similar to those that attend the Darius Rucker Intercollegiate.

Now that the tournament is broadcast live on Golf Channel, the Darius Rucker Intercollegiate is the second nationally televised sporting event originating from Hilton Head Island, only after the RBC Heritage. The advertising for Hilton Head Island and the Lowcountry has been priceless.

7. Additional comments. (250 words or less)

Now that Golf Channel televises the tournament, the event was moved to Monday – Wednesday (from the weekend) because Golf Channel has a need for on-air content early in the week because they televise PGA/LPGA events on the weekends.

The \$30,000 ATAX grant we received for 2022 helped us keep spectators at the same level as the year before – a huge accomplishment since the tournament was no longer on the weekend.

This event is a major platform for tourism to the island because of the live Golf Channel coverage. We are asking for an increased ATAX grant (\$48,000 in marketing reimbursements versus \$30,000) to dramatically increase our reach and make this a major destination event for visitors and tourists. We believe we were good stewards of last year's grant, and hope the committee will support a larger grant for 2023 based on the results of our marketing program in 2022.

If the committee watched any of the tournament, you saw how Golf Channel highlighted Hilton Head Island in a similar fashion as CBS does during the RBC Heritage, which is invaluable advertising for the town on a national level.

In its 11th year, the Darius Rucker Intercollegiate has become a destination for many tourists who come back year after year to watch

these great golfers compete. Long Cove Club received many phone calls from people who viewed the tournament on TV and decided to visit HHI either as a tourist or to look at property to purchase.

C. FUNDING:

1. Please describe how the organization is currently funded. (100 words or less)

The tournament is funded by a combination of sponsorships by local and state businesses, tournament entry fees paid by the competing universities and concert ticket sales to some Long Cove Club members. The Long Cove Club Owner's Association provides no financial support to the tournament. Golf Channel secures their own sponsors to underwrite the television production and broadcast. And Long Cove Club and the Darius Rucker Intercollegiate receive no compensation from Golf Channel to televise the broadcast.

2. Please also estimate, as a percentage, the source of the organization's total annual funding.

<u>18.6</u>	Government Sources	_____	Private Contributions, Donations and Grants
46.9	Corporate Support, Sponsors	<u>30.6</u>	Membership, Dues, Subscriptions
<u>3.9</u>	Ticket Sales, or Sales and Services	_____	Other

3. Has the organization requested other ATAX or any other funding from other public sources or organizations?

Yes _____ No X

If so, please list top 3 sources and amounts.

D. FINANCIAL INFORMATION:

Fiscal Year Disclosure: Start Month: January End Month: December

Financial Statement Requirements:

1. The upcoming year's **operating budget** for the organization.

Budget Years Provided:

2023

2. The previous two years and current year **profit and loss reports** for the organization.

Profit and Loss Years Provided:

2022

2020

3. The previous two years and current year **balance sheets**.

Balance Sheet Years Provided:

Current Balance Sheet

2022

4. The previous two years and current year **IRS Form 990 or 990T**.

IRS Form 990 or 990T Years Provided:

2019

2018

2020

E. FINANCIAL GUARANTEES AND PROCEDURES:

-
1. Provide a copy of the **official minutes** wherein the organization approves the submission of this application.

An official set of minutes have been attached to this application.

2. Indicate whether your organization follows Town procurement guidelines or has its own procurement guidelines which are utilized and followed in the expenditure of ATAX grant funds.
 - Follow Town procurement guidelines
 - Utilize and follow organization's own procurement guidelines
 - Our organization does not have or follow procurement guidelines

F. MEASURING EFFECTIVENESS:

If you received 2021 or 2022 HHI ATAX funds

1. List any ATAX award amounts received in 2021 and/or 2022.

2022 \$30,000.00 2022 Darius Rucker Intercollegiate

2. How were the ATAX funds used? To what extent were the objectives achieved? The ATAX Effectiveness Measurement spreadsheet available in the application portal will show the numerics. Use the space below for verbal comments. *(200 words or less)*

ATAX funding was used to purchase both print and digital advertising locally, as well as throughout South Carolina, North Carolina and Georgia. The focus of all marketing was three-fold: to attract tourists who were already visiting the island to enhance their experience by attending the tournament, to encourage others to extend their stays and spend more money on the island, and to encourage out of area golf enthusiasts to make the trip to Hilton Head to view a top tier collegiate golf tournament (one with a celebrity host and a national television broadcast).

For the first year of Golf Channel's involvement, ATAX funding was

incredibly helpful and effective as we were able to attract the roughly the same number of spectators in 2022 as we did in 2020 even with the change from the weekend to the beginning of the week. We feel strongly that our first year objective was achieved, and look to increasing our total number of spectators (specifically out of area tourists) in 2023 with an increased marketing spend that includes some new and creative ideas.

3. What impact did this have on the success of the organization/event and how did it benefit the community? *(200 words or less)*

The benefit to the community is multi faceted.

One, the national exposure provided by three days of live coverage on Golf Channel is immeasurable.

Two, the direct economic impact from simply hosting the event on the island alone is estimated at well over \$200,000 for the four day event (before tax). This does not include the economic impact of any spectators and additional room nights or meals that they may spend to attend the tournament.

Three, this is a nationally known, prestigious women's collegiate tournament with a celebrity host in a highly regarded part of the country. Teams from all over the country, and in 2023, as far as Oregon, want the opportunity to be a part of this tournament. The Darius Rucker Intercollegiate is synonomous with Hilton Head Island, and as the tournament's popularity rises, so does national awreness of our beautiful island home.

4. How does the organization measure the effectiveness of both the overall activity and of individual programs? *(200 words or less)*

We measure the success of the tournament in several different ways:

How many spectators attended the tournament?

This year, we were able to attract as many spectators as in 2020, an accomplishment considering the tournament's move to early in the week.

How did those spectators rate their experience at the tournament?

This year, we had hard data from the USCB Research Survey with 82% of respondents answering they were likely or extremely likely to return to the tournament next year and 88% of respondents answering they would be likely or extremely likely to recommend the tournament to friends.

Lastly, the sheer fact that Golf Channel asked to enter into a contract with Long Cove Club and the Darius Rucker Intercollegiate to televise the event through 2026 is proof that this event is a success and highly beneficial to the community.

Signature: Christy Cohen

Title/Position: Managing Director, Darius Rucker Intercollegiate

Mailing Address: 399 Long Cove Drive, Hilton Head Island, SC 29928

Email Address: ccohen@longcoveclub.com

Office Phone Number: 843-686-1076

Home Phone Number: 818-468-8947

2022 Darius Rucker Intercollegiate

Objective:

To increase the number of spectators that attend the DRI and drive tourism to Hilton Head Island.

Results:

1,720 physical spectators attended the tournament, including 576 island residents (excluding Long Cove Club members), 270 visitors from less than 50 miles and 874 tourists from over 50 miles.

Golf Channel live television and re-air coverage reached 784,000 unique viewers. There were almost 1.6 million social media impressions across Golf Channel & NBC Sports web platforms around the world.

46 organic/unpaid tournament mentions across the country in national and regional media giving 10,292,241 total impressions for a total ad value of \$85,340.

CATEGORY	COMPANY	ACTUAL SPENT	DISTRIBUTION/REACH
----------	---------	--------------	--------------------

Out-of-Area Print Marketing & Advertising to Increase Attendance			
Magazine Advertising	Carolinas Golf Association - Winter Print Edition - Full Page Ad	\$3,000.00	Distribution to 700 Golf Clubs with 140,000 members in North & South Carolina. Sent to over 75,000 homes in mostly Charlotte and Raleigh area.
Magazine Advertising	Georgia Golf Association - Winter Print Edition - Full Page Ad	\$4,500.00	Distribution to 350 Clubs with 75,000 members in Georgia. Sent to 40,000 homes in mostly the Atlanta area.
Total		\$7,500.00	

Local Print Marketing & Advertising to Increase Attendance			
Magazine Advertising	Local Life Magazine - Full Page Ad in February 2022	\$2,052.00	Also Darius Rucker article in February edition. Reaches 150,000+ readers.
Magazine Advertising	CH2 Magazine - Full Page Ad in February 2022	\$1,670.00	Distribution of 47,000 magazines.
Magazine Advertising	Hilton Head Monthly - Full Page Ad in February 2022	\$1,786.00	Distribution of 30,500 magazines to reach 130,000+ readers.
Newspaper Advertising	Hilton Head Sun - Full Page Ad on Sunday, February 2, 2022	\$752.00	Distribution to 23,000 homes.
Newspaper Advertising	Bluffton Sun - Full Page Ad on Tuesday, February 15, 2022	\$564.00	Distribution to 25,000 homes.
Newspaper Advertising	Island Packet Sponsorship - Paid for \$2,100 in ads and received \$1,500 in ads in exchange for DRI Sponsorship benefits	\$2,100.00	9 total ads: Quarter Page Ads 1/30, 2/6, 2/13 and 2/20. Half Page Ads on 2/27 and 2/28 for practice & 1st round. Quarter Page Ad on 3/1 for second round. Half page on 3/2 for final round. Full page thank you ad on 3/6. Distribution to 16,000 to 18,000 homes daily.
Total		\$8,924.00	

Digital Marketing to Increase Attendance			
E-Newsletter Ad	Carolinas Golf Association EXPRESS ePublication - Two Page Spread/3 months (Dec/Jan/Feb)	\$2,000.00	Sent to 423,000 email addresses over 3 months. Average 66% open rate.

ATAX EFFECTIVENESS MEASUREMENT

CATEGORY	COMPANY	ACTUAL SPENT	DISTRIBUTION/REACH
E-Newsletter Ad	Georgia Golf Association Winter Edition of Golf Georgia PLUS ePublication - Two Page Spread	\$2,000.00	Sent to 57,000 email addresses. Average 50% open rate with over 1,400 clicks thru to DRI website.
Facebook Marketing	WHHI-TV/Byrne Digital Marketing - \$500/January - \$1,500/February	\$2,000.00	Facebook advertising from 1/15 to 2/28 targeting ideal spectator demographic in Charleston, Atlanta, Jacksonville, Myrtle Beach, Columbia, Charlotte and Savannah. Ads included call to action video by Darius Rucker. Resulted in 335,421 impressions (68% over goal) reaching 92,148 unique people. Of those, 4,311 clicked thru to the website.
Website SEO	Coastal Marketing Strategies SEO Campaign for www.LongCoveDRI.com	\$1,000.00	Website search engine optimization including referrals and backlinks. 27,500 unique users visited www.LongCoveDRI.com during the two weeks surrounding the tournament, 70% of whom came via organic Google search. 18,782 were unique users.
Total		\$7,000.00	

Advertising Design Services			
Design Services	Allysa Whitehouse - Wanderlux Creative & Marketing	\$725.00	Design of all print advertisements.
Total		\$725.00	

Signage to Advertise to Spectators			
Sponsor Posters	Accurate Lithography	\$254.40	On-site signage for spectators.
Parking Signs	Half Priced Banners.com	\$191.37	On-site signage to allow spectators to easily find parking and shuttle.
Total		\$445.77	

Total Actual Spent	\$24,594.77	
Total ATAX Grant Received for 2022	\$30,000.00	
Remaining 2022 Grant Funds	\$5,405.23	Approximately \$4,500 to be spent Fall 2022.

**Darius Rucker Intercollegiate
Executive Committee
Thursday, August 24, 2022
9:00 AM | Admin Conference Room**

MINUTES

Executive Committee Members: Rob Ryan (Chair), Staunton Oppenheimer (Fundraising Chair), Nannette Hoadley, Paula Snyder, Cathy Wareham, Leon Crimmins (General Manager), Bob Patton (Director of Golf), Lindsay Finger (Director of Marketing & Communications), and Christy Cohen (Managing Director, Darius Rucker Intercollegiate)

Unable to Attend: Staunton Oppenheimer, Nannette Hoadley, Bob Patton

1. Call to Order at 9:01 am.

2. Review of 2023 ATAX Application – Christy Cohen

- a. Minor changes were suggested by the Committee and pending those changes, a motion was made to submit the application.

Vote to Approve 2023 ATAX Application and authorize Christy Cohen to submit to the Town of Hilton Head Island by the deadline:

**Motion made by Lindsay Finger
Seconded by Paula Snyder
Passed unanimously**

3. Old Business

- a. Golf Channel Update
- b. Sponsorship Update

4. New Business

- a. Volunteer Party

5. Adjourn – Meeting adjourned by Rob Ryan (Chair) at 10:02 am.

2022

Darius Rucker Intercollegiate at Long Cove Club



CENTER FOR EVENT MANAGEMENT
AND HOSPITALITY TRAINING



RESEARCH METHODOLOGY

- Attendees completed a 32-question online survey
- QR Code directed respondents to survey
- Swedish Fish packets provided to completers

RESPONSES



129

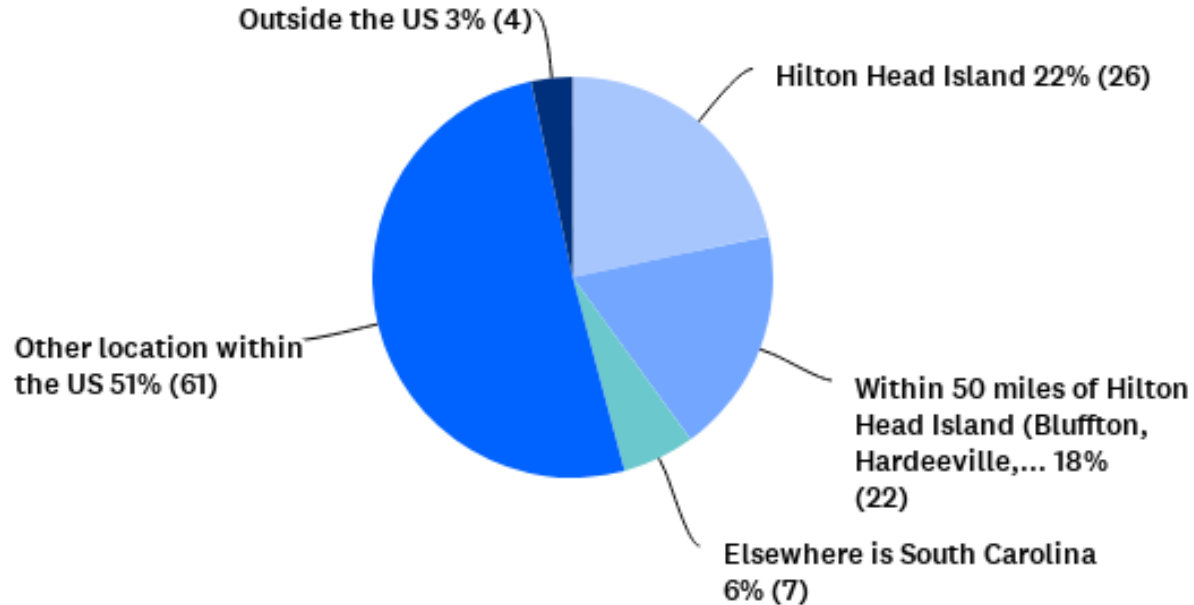


ORIGIN BREAKDOWN



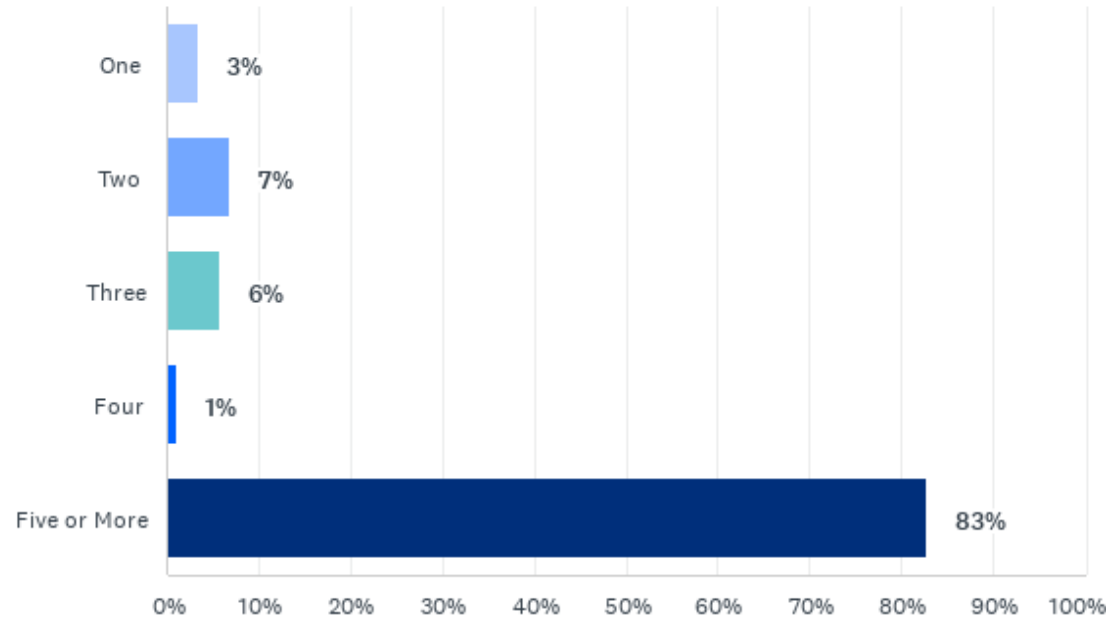
Where is your primary residence?

Answered: 120 Skipped: 9



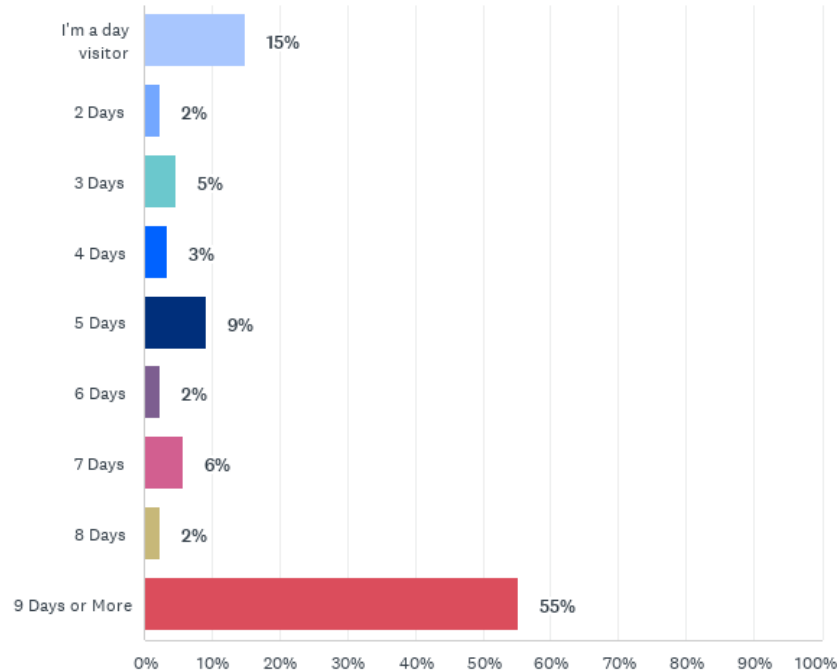
Including this visit, HOW MANY trips have you taken to Hilton Head Island?

Answered: 87 Skipped: 42



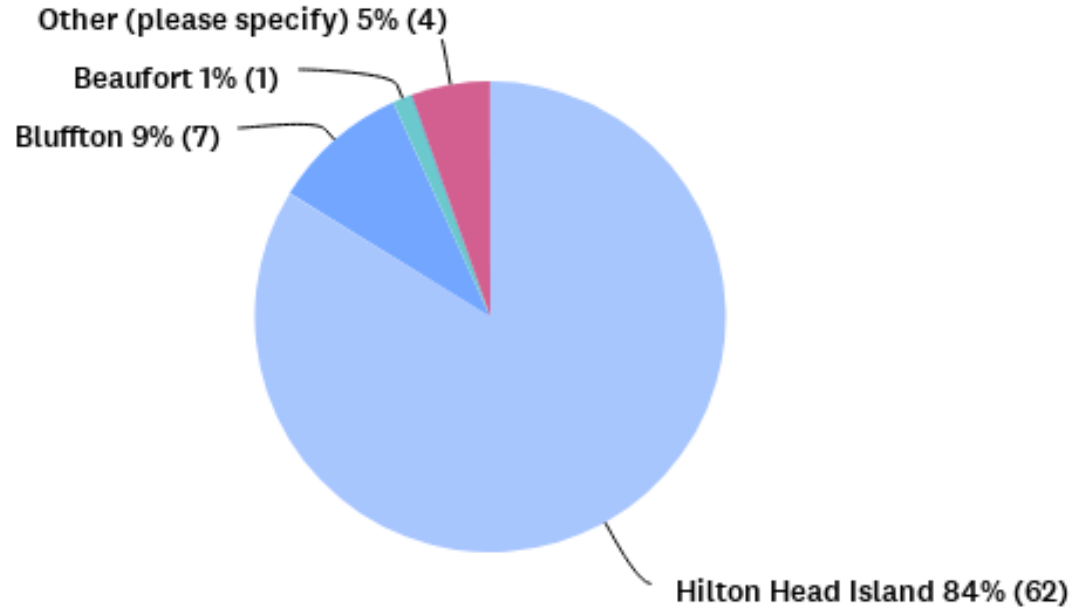
How many days to you intend to stay in Hilton Head?

Answered: 87 Skipped: 42



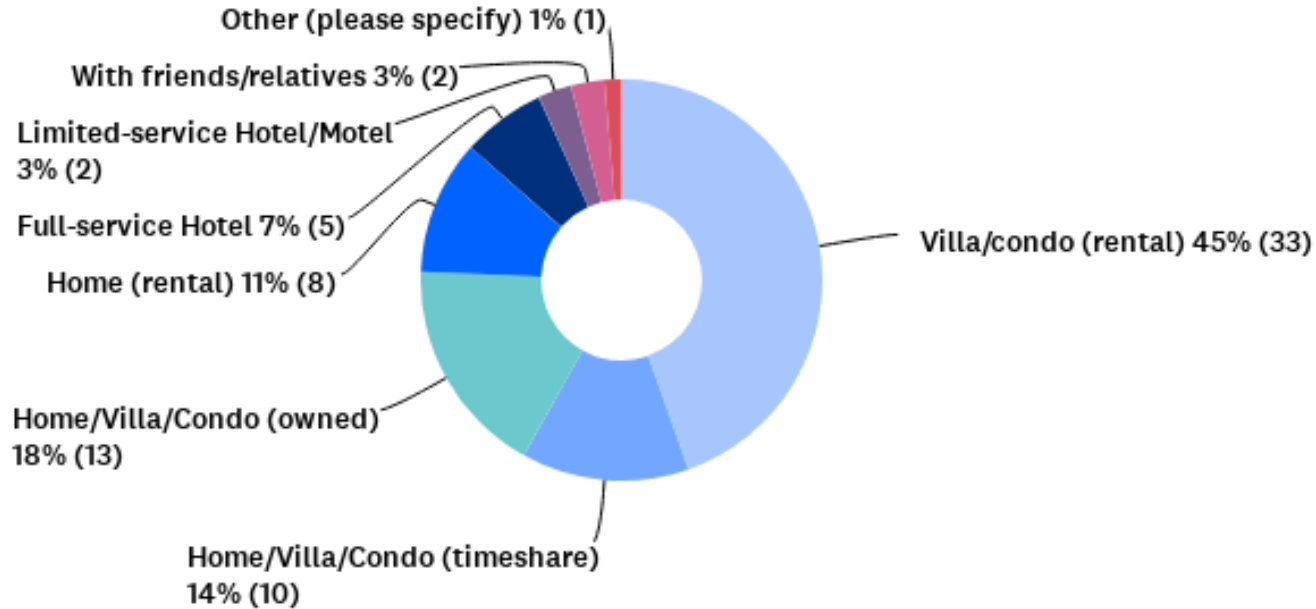
Where are you staying overnight on this trip?

Answered: 74 Skipped: 55



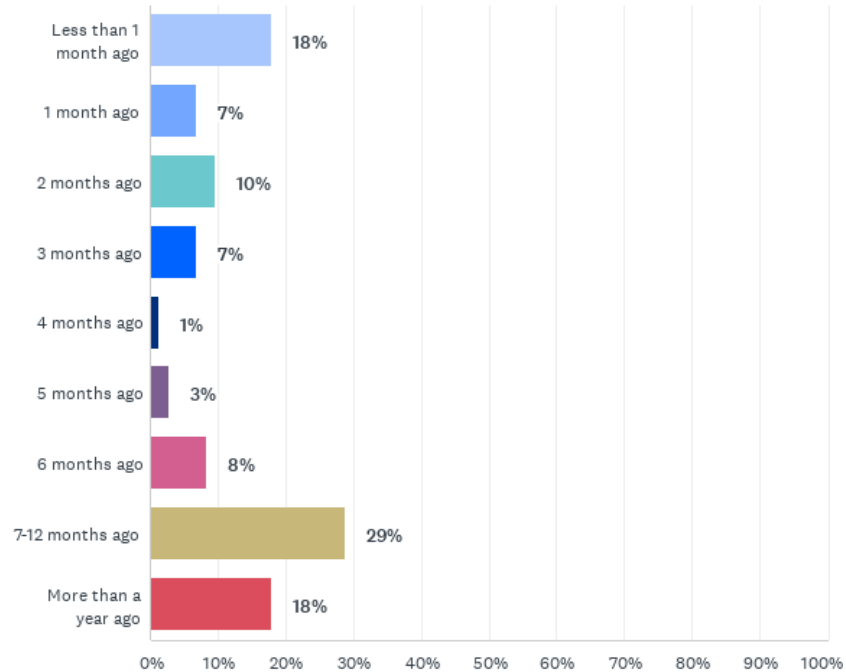
What type of accommodations will you be using while visiting Hilton Head Island?

Answered: 74 Skipped: 55



How many months in advance did you book this trip?

Answered: 73 Skipped: 56



How influential was the 2022 Darius Rucker Intercollegiate at Long Cove Club when initially planning your trip to Hilton Head Island?

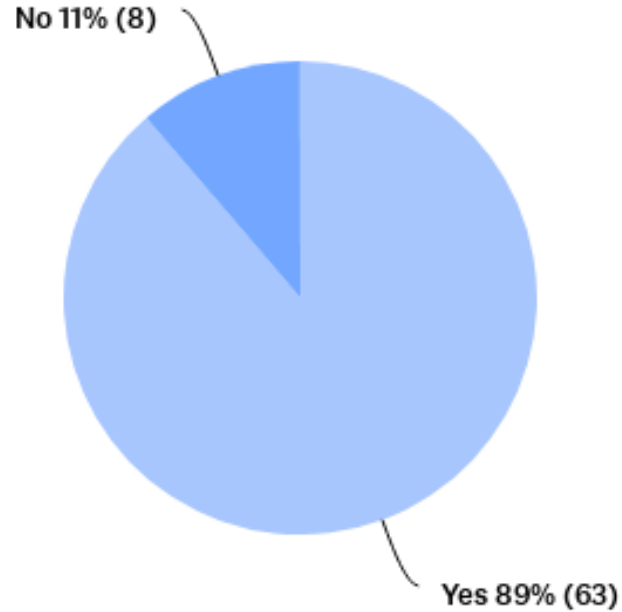
Answered: 71 Skipped: 58

	EXTREMELY INFLUENTIAL	VERY INFLUENTIAL	MODERATELY INFLUENTIAL	SLIGHTLY INFLUENTIAL	NOT AT ALL INFLUENTIAL	TOTAL	WEIGHTED AVERAGE
(no label)	10% 7	7% 5	14% 10	21% 15	48% 34	71	2.10



Would you have visited the Hilton Head area AT THIS TIME even if this tournament had not been held?

Answered: 71 Skipped: 58



How likely are you to return to the Hilton Head area when the Darius Rucker Intercollegiate is NOT OCCURRING?

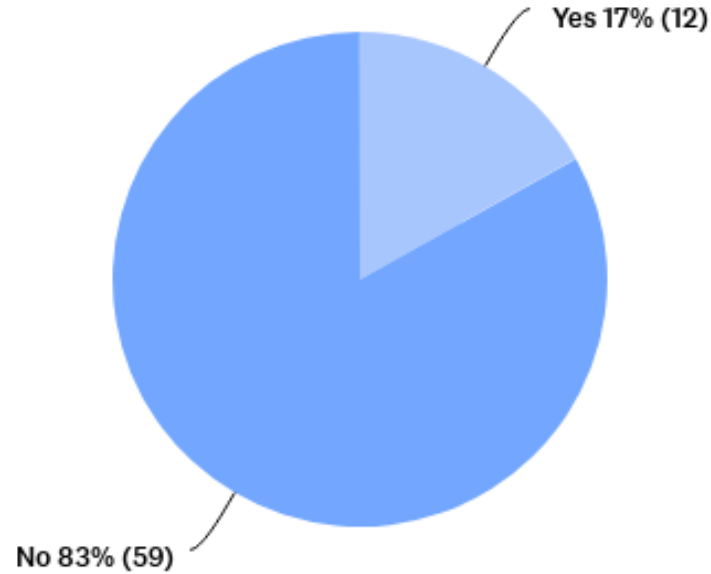
Answered: 69 Skipped: 60

	VERY LIKELY	LIKELY	NOT SURE	UNLIKELY	VERY UNLIKELY	TOTAL	WEIGHTED AVERAGE
(no label)	67% 46	23% 16	6% 4	3% 2	1% 1	69	4.51



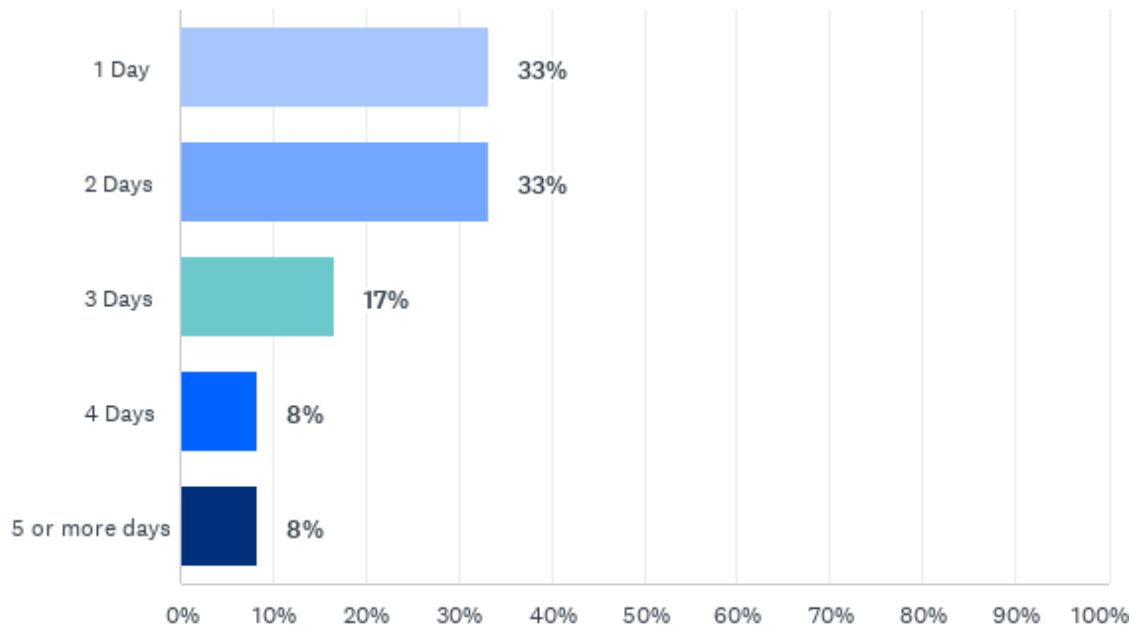
Did you extend your stay in the Hilton Head area because you wanted to attend this tournament?

Answered: 71 Skipped: 58



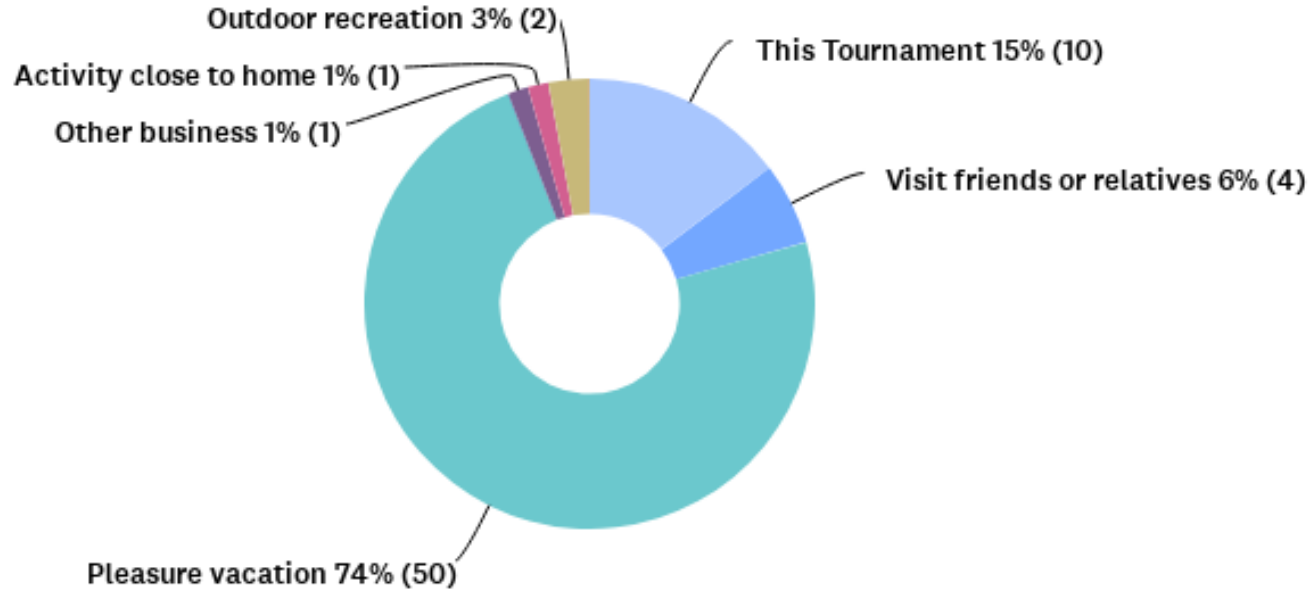
How many additional days are you staying because you wanted to attend this tournament?

Answered: 12 Skipped: 117



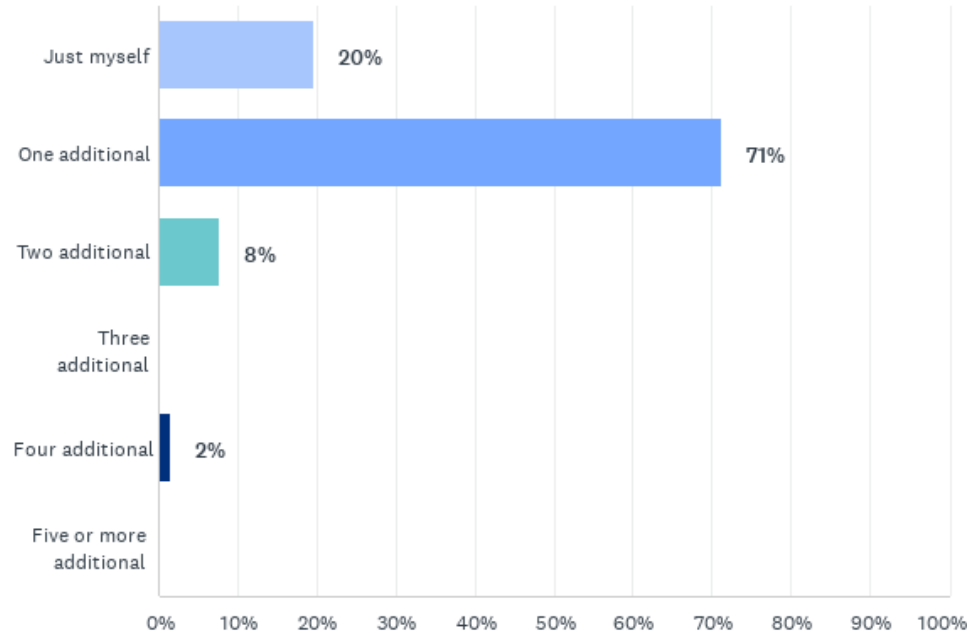
What was the primary reason for this visit to Hilton Head Island?

Answered: 68 Skipped: 61



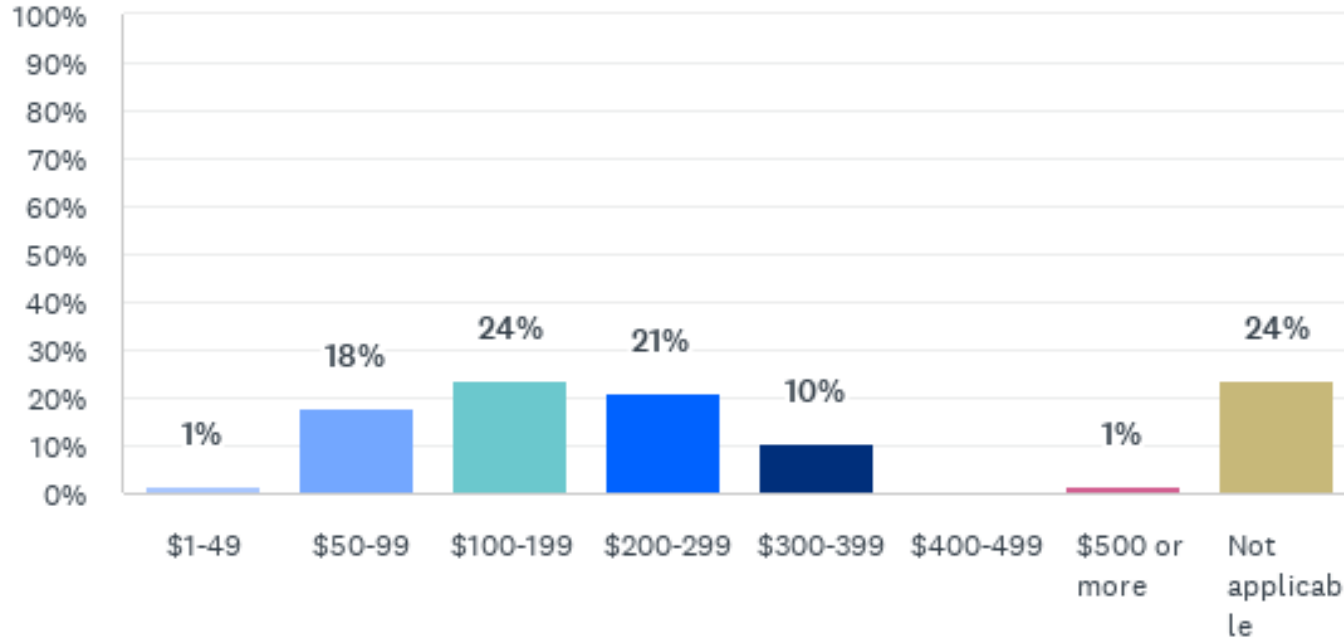
How many additional people are you financially responsible for during this trip?

Answered: 66 Skipped: 63



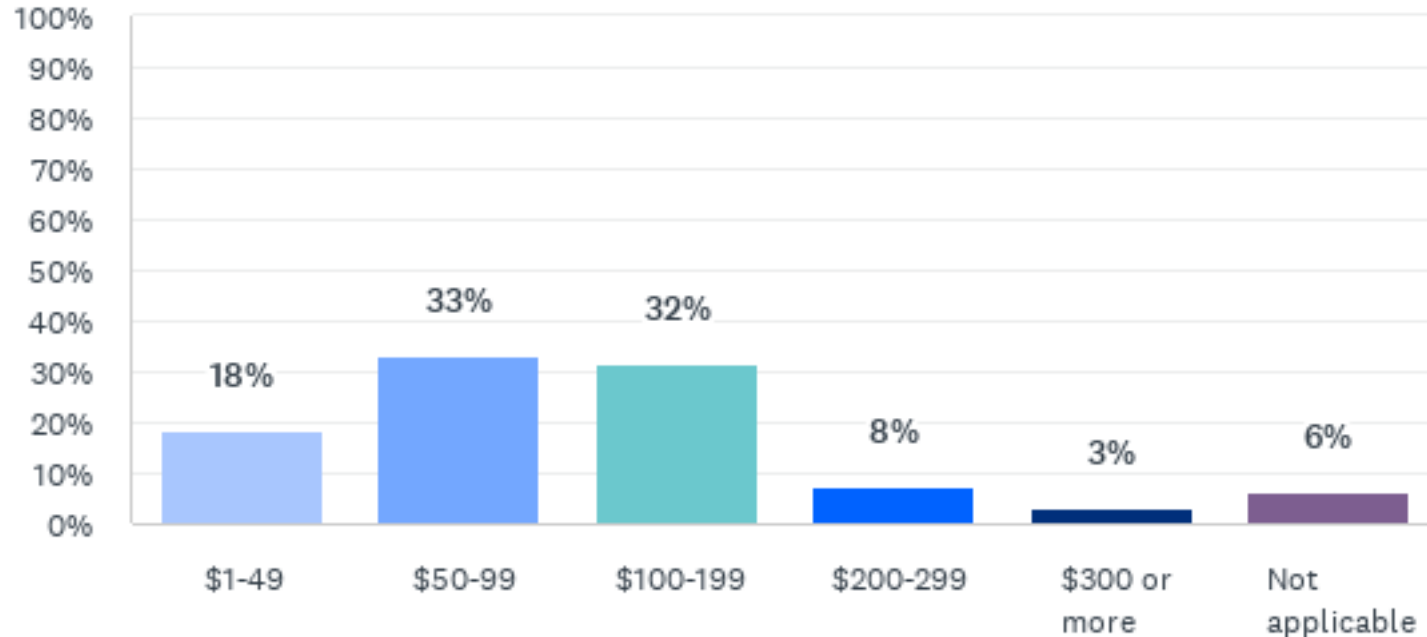
Approximately, how much will your travel party spend on lodging PER NIGHT?

Answered: 67 Skipped: 62



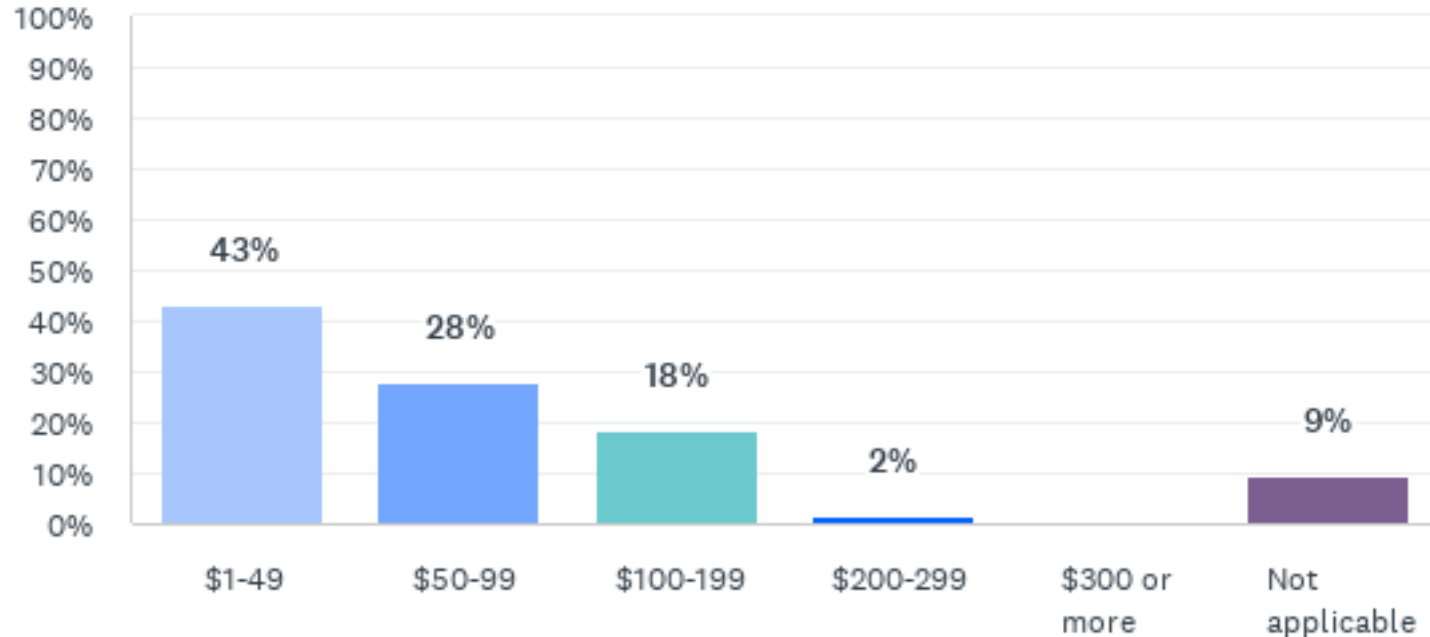
Approximately, how much will your travel party spend on restaurant dining PER DAY?

Answered: 66 Skipped: 63



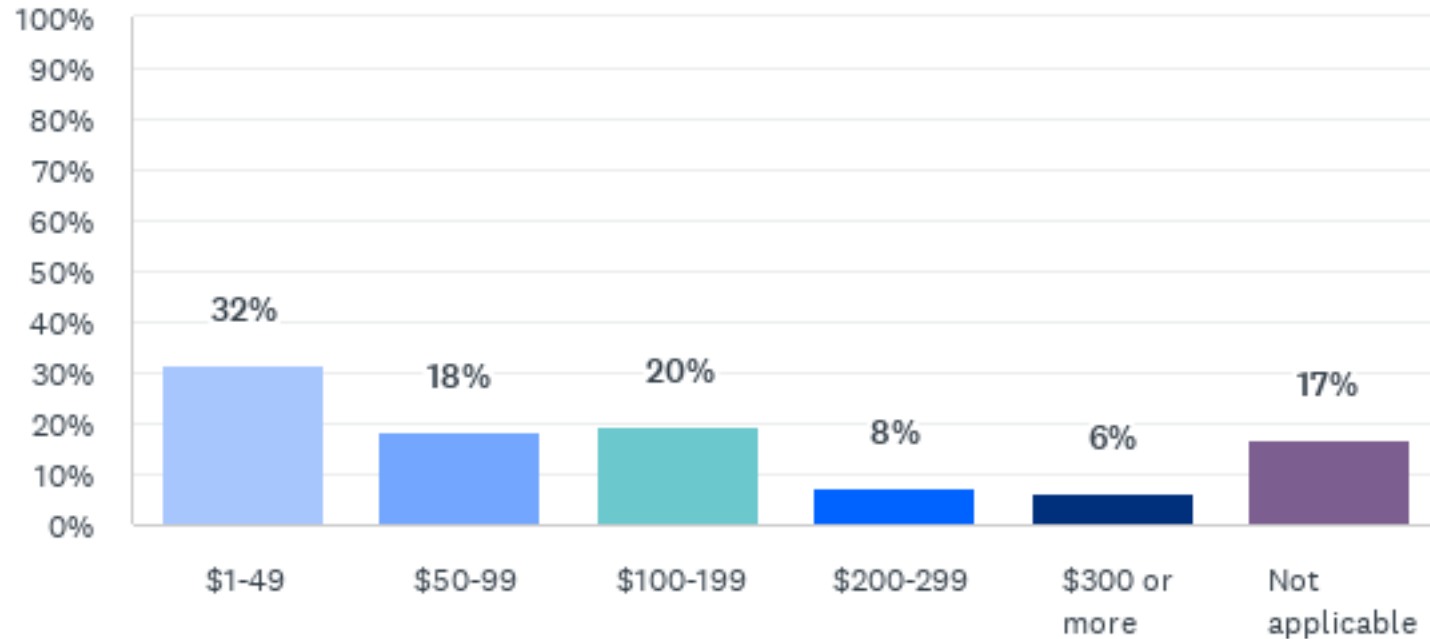
How much do you think your travel party will spend on retail purchases PER DAY (i.e. gifts, souvenirs, etc.?)

Answered: 65 Skipped: 64



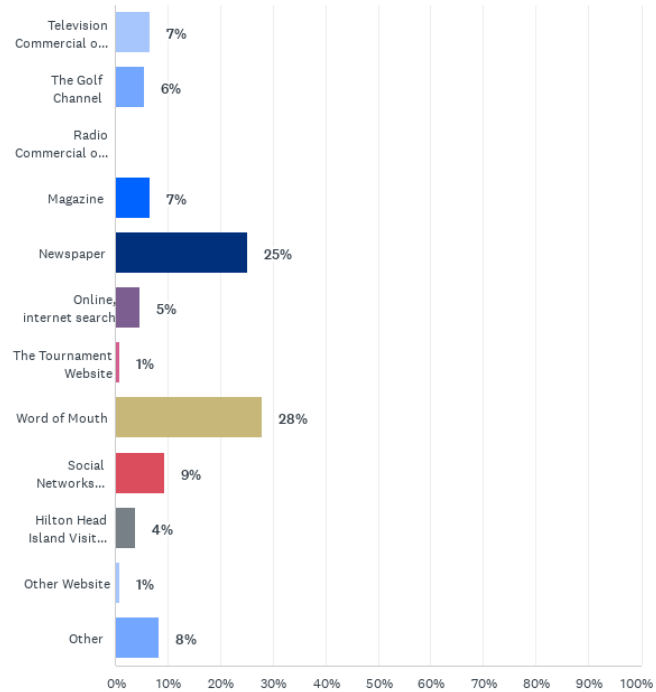
How much do you think your travel party will spend on recreation (i.e. golf, bicycling, etc.) PER DAY?

Answered: 66 Skipped: 63



How did you first learn of the tournament?

Answered: 107 Skipped: 22



How would you rate the following tournament characteristics?

Answered: 106 Skipped: 23

	VERY POOR	POOR	AVERAGE	GOOD	VERY GOOD	TOTAL	WEIGHTED AVERAGE
Volunteer and Staff Friendliness	1% 1	0% 0	4% 4	18% 19	77% 81	105	4.70
Parking	1% 1	1% 1	13% 13	29% 30	56% 57	102	4.38
Shuttle Service	1% 1	0% 0	9% 9	23% 22	66% 63	95	4.54
Tournament Signage	1% 1	2% 2	12% 13	40% 42	45% 47	105	4.26



How would you rate the following tournament characteristics?

Answered: 92 Skipped: 37

	VERY POOR	POOR	AVERAGE	GOOD	VERY GOOD	TOTAL	WEIGHTED AVERAGE
Quality of Food You Purchased	1% 1	0% 0	12% 9	44% 34	43% 33	77	4.27
Value of Food Items per Purchase	1% 1	1% 1	25% 18	34% 24	38% 27	71	4.06
Quality of Beverage You Purchased	1% 1	0% 0	17% 12	38% 27	44% 32	72	4.24
Value of Beverage per Purchase	1% 1	1% 1	23% 16	37% 26	37% 26	70	4.07
Did Not Purchase Food or Beverage	4% 2	0% 0	28% 15	26% 14	43% 23	54	4.04



How likely are you to return to next year's tournament and recommend the tournament to friends?

Answered: 103 Skipped: 26

	EXTREMELY UNLIKELY	UNLIKELY	MODERATE	LIKELY	EXTREMELY LIKELY	TOTAL	WEIGHTED AVERAGE
Return to next year's tournament	5% 5	3% 3	10% 10	26% 27	56% 58	103	4.26
Recommend the tournament to friends	5% 5	0% 0	7% 7	31% 30	57% 56	98	4.35

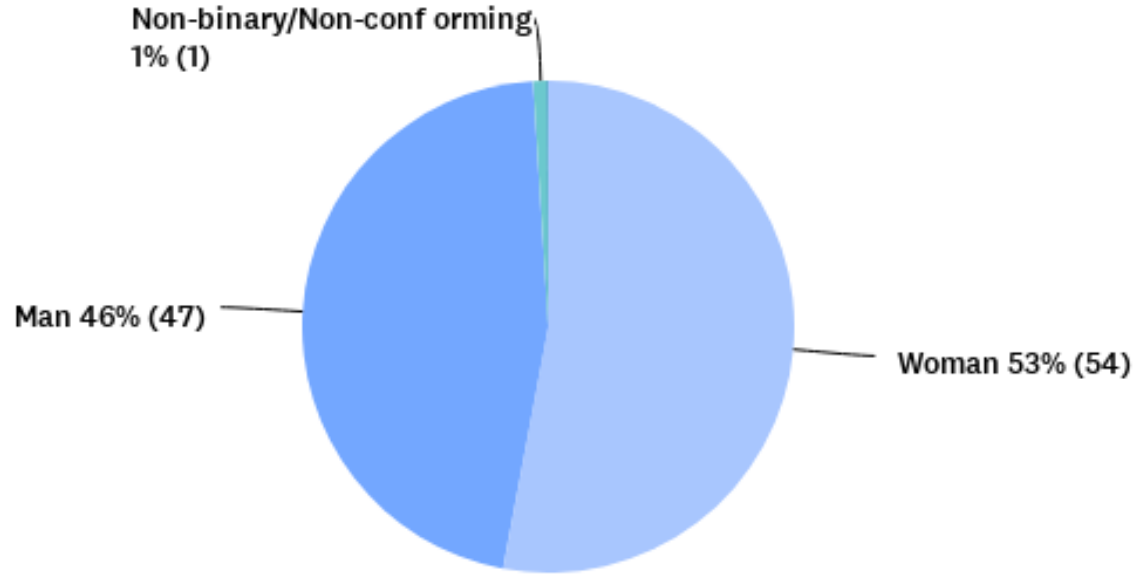




DEMOGRAPHICS

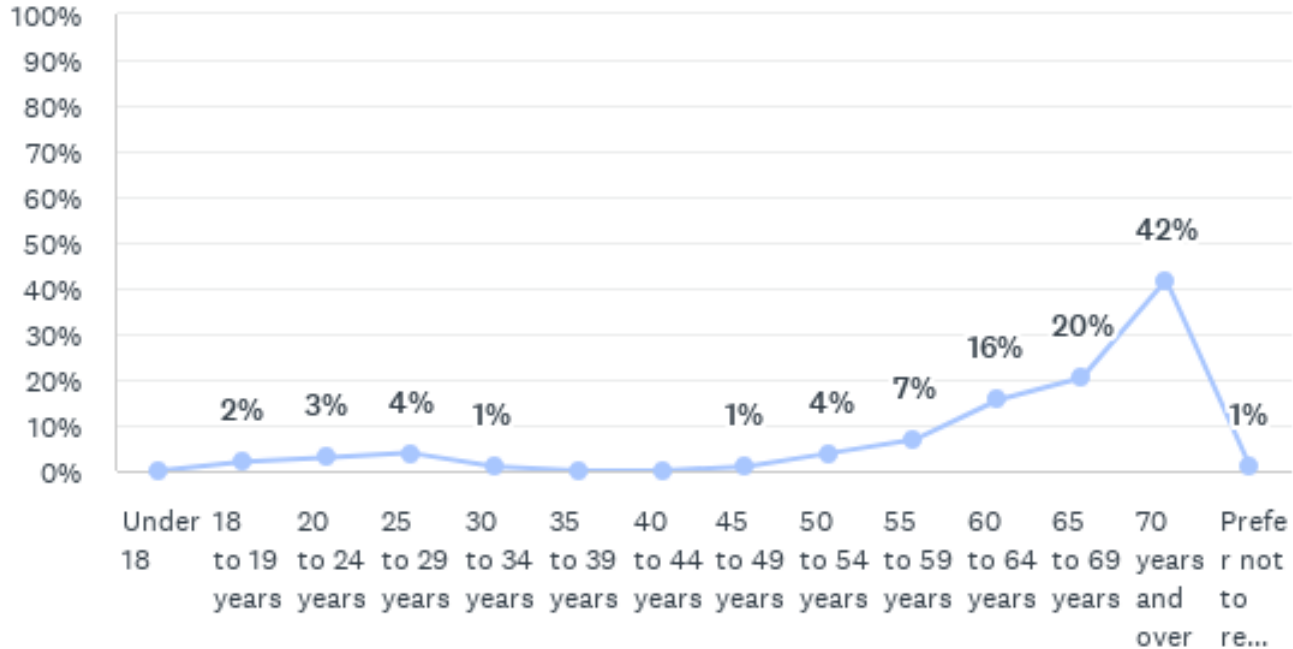
How do you identify?

Answered: 102 Skipped: 27



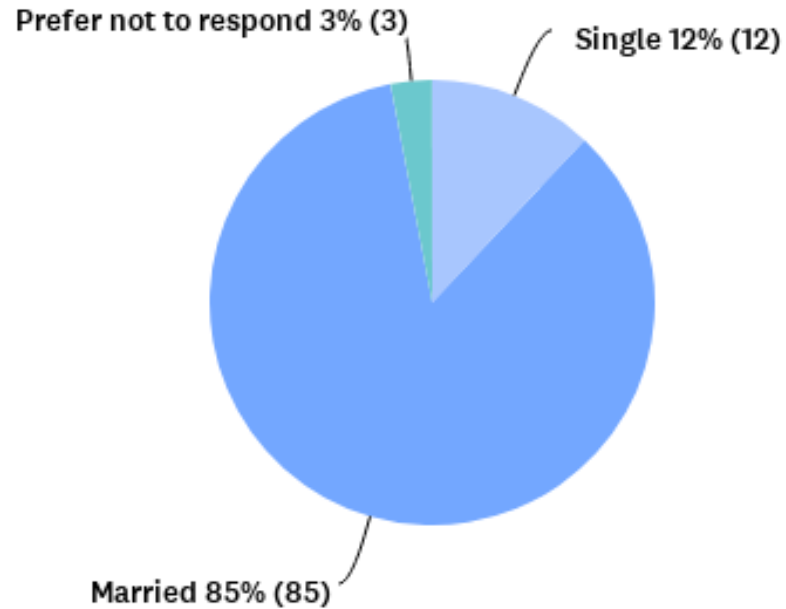
Please indicate your age below.

Answered: 103 Skipped: 26



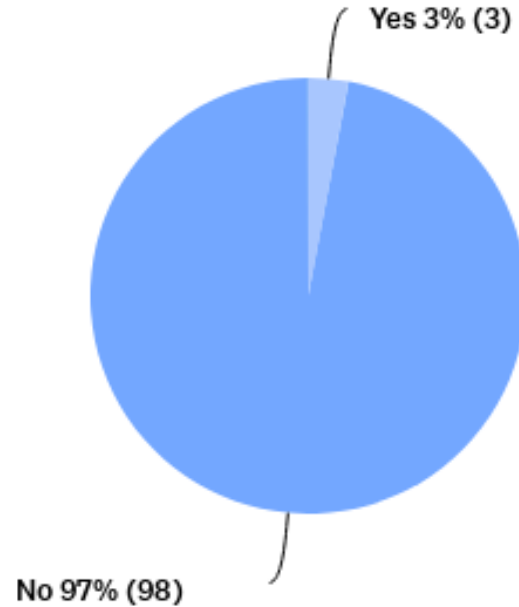
Please indicate your marital status.

Answered: 100 Skipped: 29



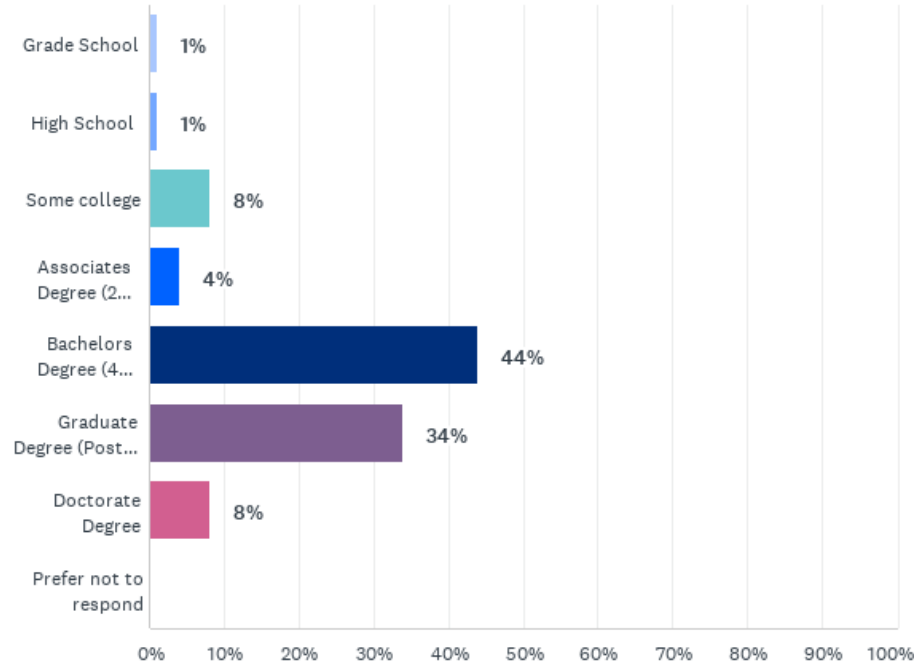
Do you have children under 18 living at home?

Answered: 101 Skipped: 28



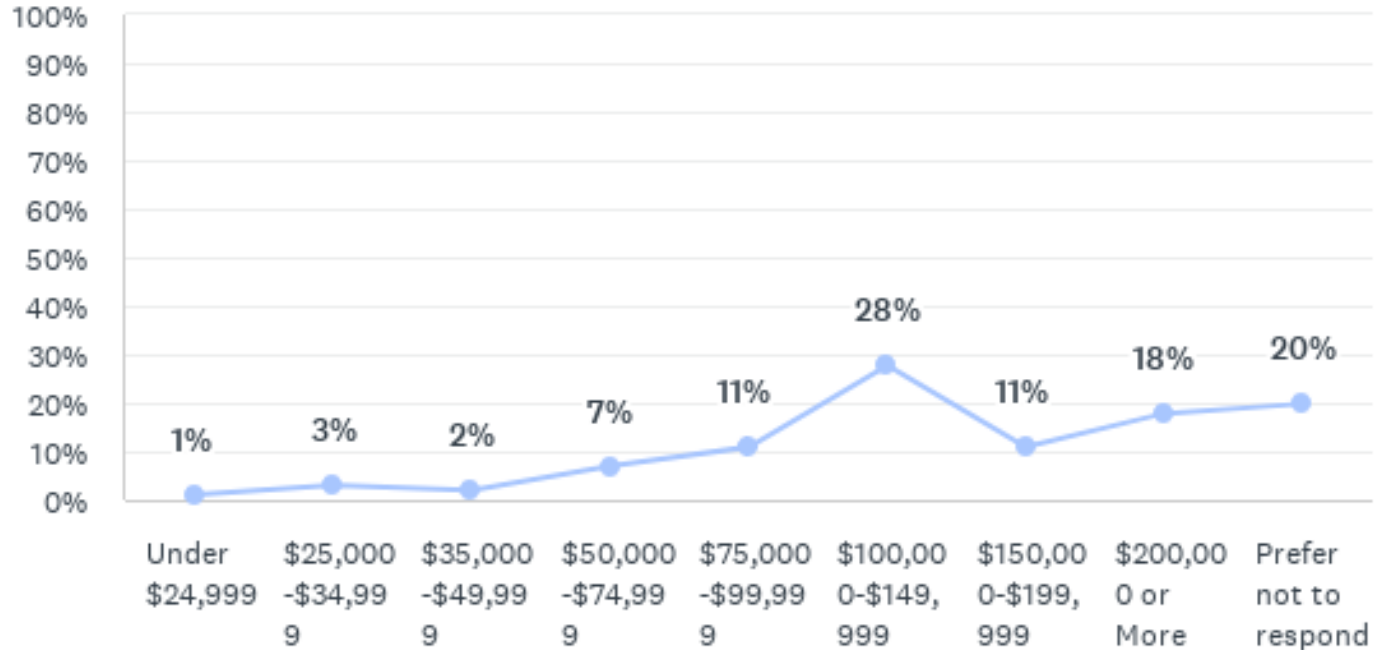
Please indicate your highest level of education.

Answered: 100 Skipped: 29



Which of the following ranges includes your annual household income?

Answered: 101 Skipped: 28



Infographic



Female

age
65+



Married



No children
under 18 living
at home



Bachelors or
Graduate degree




Income
\$100,000 or more

Additional Comments

- Always enjoy the tournament and the strong and talented women golfers who participate! A fan of Darius Rucker also.
- Awesome
- Beautiful course!
- Beautiful day. Beautiful course Would live to play it sometime!
- Bleachers on 18 like you did in 2019
- Do it again!
- Don't follow the "woke" trends and ask how the respondents identify. The tournament is excellent.
- Don't let spectators smoke on course. Make a good influence on girls instead of bad.
- Enjoyed the tournament would return next year .

Additional Comments

- Good survey
 - Great hospitality
 - Great tournament enjoyed the day
 - Great tournament -walk all 3 days
 - Great, fun day and always look forward to coming .
 - Had a great time at the tournament. Will definitely be back.
 - I like to cheer for the women golfers, they need our support
 - It is a great venue and a very well-run event.
 - Just continue to host this tournament
 - Keep the tournament in March
 - Love it!
 - Love the venue.
- 

Additional Comments

- Missed the grandstand on 18 especially for people who have walked the course and need a place to sit More food opportunities for spectators
- Music would be nice
- Need more seating at snack bar area. Just chairs or benches would be fine.
- Nice event
- Nice!
- Open concert to more people
- Really fun here
- Sell t-shirts for the event
- Thank you
- USCB volunteers excellent
- Wonderful event.





CENTER FOR EVENT MANAGEMENT
AND HOSPITALITY TRAINING

2022 Darius Rucker Intercollegiate Zip Code Analysis

Postal Regions

State Rankings

UPPER NORTH EAST	131
Connecticut	20
Massachusetts	49
Maine	6
New Hampshire	20
New Jersey	26
Rhode Island	4
Vermont	2
Not Valid	4
PENN/NEW YORK	231
Delaware	5
New York	113
Pennsylvania	98
Not Valid	15
CAROLINAS/MID-EAST	988
Maryland	3
North Carolina	41
South Carolina	911
West Virginia	6
Virginia	14
Not Valid	13
SOUTHEAST	85
Georgia	50
Florida	29
Tennessee	3
Mississippi	3
GREAT LAKES	144
Indiana	17
Kentucky	24
Michigan	41

South Carolina	911
New York	113
Pennsylvania	98
Ohio	57
Canada	53
Georgia	50
Massachusetts	49
North Carolina	41
Michigan	41
Florida	29
New Jersey	26
Kentucky	24
Texas	22
Connecticut	20
New Hampshire	20
Indiana	17
Minnesota	17
Illinois	17
Wisconsin	16
Virginia	14
Maine	6
West Virginia	6
California	6
Delaware	5
Rhode Island	4
Maryland	3
Tennessee	3
Mississippi	3
Missouri	3
Colorado	3
Vermont	2
Arizona	2
Iowa	1

Ohio	57
Not Valid	5

UPPER MIDDLE US	35
------------------------	-----------

Iowa	1
Wisconsin	16
Minnesota	17
Not Valid	1

MIDWEST	20
----------------	-----------

Illinois	17
Missouri	3

MIDDLE SOUTH	22
---------------------	-----------

Texas	22
-------	----

WEST	5
-------------	----------

Colorado	3
Arizona	2
California	6

CANADA	53
---------------	-----------

**Spectators from
33 states!**

**Total Spectators from
outside Long Cove: 1,720**

**Players from 24 states
and 27 countries!**

<u>Zip Code</u>	<u># of people</u>
1504	2
1523	1
1524	2
1940	2
1949	1
2021	1
2184	1
2330	2
2646	1
2653	1
2720	1
3054	2
3841	1
5314	1
7512	2
7701	1
7753	1
8034	2
8055	2
8809	2
8876	1
10003	2
10570	2
10940	2
12047	1
13088	2
13617	2
13676	1
13820	1
13850	1
14051	2
14217	4
14221	2
16602	4
16648	2

16648	2
18017	1
18182	2
18436	1
18938	1
19073	2
19073	1
19083	2
19422	2
19807	1
20148	2
23188	2
23236	1
24472	1
27101	1
27106	1
27215	2
27278	2
27514	2
28203	1
28226	2
28270	2
28374	2
28374	1
28607	2
28697	1
28806	1
29016	2
29016	1
29053	2
29135	2
29206	1
29228	1
29466	2
29492	2
29492	2

29492	1
29605	2
29745	2
29860	2
29902	1
29904	2
29907	1
29909	2
29909	2
29909	2
29909	3
29909	1
29909	1
29909	1
29909	2
29909	2
29909	3
29910	2
29910	1
29910	1
29910	1
29910	2
29910	1
29910	2
29910	2
29910	1
29910	1
29910	2
29910	1
29910	2
29910	2
29910	1
29910	1
29910	2
29910	2
29910	1
29910	1
29910	2
29910	2
29910	2

29910	1
29910	2
29910	1
29910	1
29926	2
29926	1
29926	2
29926	2
29926	1
29926	2
29926	2
29926	2
29926	3
29926	2
29926	1
29926	1
29926	2
29926	1
29926	1
29926	2
29926	2
29926	1
29926	1
29926	1
29926	1
29926	1
29926	4
29926	2
29926	1
29926	1
29926	1
29926	4
29926	1
29927	2

29928	2
29928	2
29928	2
29928	2
29928	2
29928	1
29928	1
29928	2
29928	1
29928	2
29928	2
29928	2
29928	2
29928	2
29928	2
29928	2
29928	2
29928	2
29928	2
29928	2
29928	2
29928	2
29928	1
29928	4
29928	1
29928	2
29928	2
29928	1
29928	1
29928	1
29928	1
29928	2
29928	1
29928	1
29928	2
29928	1
29928	1

29928	2
29928	3
29928	1
29936	1
30135	2
30135	2
31308	1
31322	2
31326	1
31405	2
31405	2
31411	2
31411	2
31792	4
32003	1
32055	2
32258	1
32344	1
32565	2
32806	2
33957	1
34606	1
39097	2
40014	1
40207	1
40222	1
40223	1
40242	2
40356	2
41076	2
43056	2
43085	2
43229	2
43402	1
43545	1
44256	1

44709	2
45014	1
45066	1
45429	2
46032	2
46033	1
46033	2
46131	3
46280	2
46803	2
48051	1
48103	1
48374	2
48624	2
48642	1
49090	1
49424	2
49617	2
49660	2
53024	2
53533	2
55124	1
55125	1
55902	2
60045	1
60404	1
60532	2
60540	1
75035	2
75234	1
76706	1
77030	2
78750	2
95008	1
601175	1
L395EB	2

LO2210	4
N2E2N8	2
v5y0e8	1

<u>Zip Code</u>	<u># of people</u>
45342	2
29928	1
29926	1
29909	1
29926	1
16803	1
29926	1
29928	1
61073	1
60045	1
29909	1
29926	1
29928	1
N6GOC8	1
17050	1
KIC2R9	2
29926	1
29909	3
44708	2
29926	1
29928	2
29926	2
29926	1
29928	2
19047	1
29910	1
30004	1
29926	2
60074	2
29928	2
29909	2
8560	1
31792	1
N2E2N8	1
86314	2
56425	2
28451	2

29909	2
29926	2
2720	1
29928	1
29909	1
29909	2
3249	1
16433	2
12304	1
15211	1
29910	1
19702	1
2633	1
29909	1
29926	1
12303	1
29910	1
29928	1
29928	1
29926	2
6475	2
6475	2
15021	2
JOP1HO	2
29928	2
40207	1
76712	1
27215	1
29135	1
3911	1
29275	2
40223	1
29928	4
13021	2
8034	2
12909	2
44240	2
29928	2
29910	1

29910	1
29910	2
29928	1
29909	2
29928	4
29928	1
29909	1
L467J9	2
29928	1
29928	1
29928	1
29928	1
78750	2
29926	1
29910	1
29926	2
16056	2
16053	2
14086	1
29910	1
29926	1
29605	2
19426	1
75035	2
29206	2
29907	1
75234	1
30677	1
15108	1
1581	1
29928	1
18702	1
29928	1
42103	1
KO1310	1
7928	1
46033	1
29928	1
29909	1

29928	1
4021	1
3254	1
29909	2
75024	1
29909	1
29928	1
31324	2
29926	1
54457	1
31312	3
44077	1
2777	1
27514	1
29928	2
53406	1
29910	1
41091	2
29926	3
29910	2
29926	2
29909	2
29928	1
10580	1
29928	2
29926	2
49770	1
29910	1
8820	2
29926	2
29910	1
30415	1
39503	1
29926	1
29492	1
29928	1
29928	1
V540E8	1
18062	1

29690	1
40356	1
60175	1
29909	1
32003	1
48103	1
29926	1
29928	1
16146	4
14425	2
14450	2
14757	2
29926	1
46032	2
8055	2
29928	2
12804	2
53217	1
29910	4
19342	2
43065	1
48101	1
29928	1
29928	2
28036	2
29928	2
14701	2
29928	2
2360	2
29910	1
29909	1
29928	2
1752	2
K ₂ H ₅ O	6
2494	2
29910	1
29910	2
29907	1
29928	2

29928	1
29910	1
29928	1
56503	1
29928	1
29926	2
49960	2
61822	2
29909	2
7840	1
20148	1
29926	1
44410	2
76092	1
29928	1
29909	1
29928	2
29909	2
28270	1
299610	1
65018	1
29928	1
29466	1
29926	3
11963	2
29928	1
80218	2
29926	2
12198	2
24101	1
17407	1
29928	2
29607	1
29928	2
49284	1
29001	1
29909	1
29926	1
29926	1

11530	2
29835	2
29926	1
29928	1
29926	1
29928	2
3867	2
29928	1
29926	2
29928	2
18017	1
29926	6
15825	4
16248	4
14760	2
14221	2
29926	1
29909	2
18407	2
L;1N6P2	1
22066	1
2886	2
29928	1
20852	1
29910	4
29928	2
29928	2
15320	1
29909	2
29631	2
48602	1
29926	1
44143	2
1545	1
29109	2
3870	1
29910	1
29910	2
29909	2

29910	2
L2T3M6	2
29928	2
29928	2
29928	2
13850	2
6903	4
T2Z3M2	2
29928	1
29910	2
29910	1
44044	2
29926	1
29928	2
1027	2
26330	2
1701	2
29928	2
29926	2
45140	2
29926	2
29928	2
29928	1
29926	1
19440	2
29928	2
28405	2
29926	2
29926	2
30705	2
29926	2
95628	2
29926	2
45040	2
29928	1
19002	2
34238	2
6024	1
29928	4

19707	1
46062	1
29926	2
29910	1
29420	1
53212	2
29928	1
11565	1
44425	2
33486	2
15318	1
29928	4
29926	2
2360	2
29928	2
29910	3
14052	2
54457	3
6335	2
2493	2
29926	2
M5M4928	2
K1G129	2
47905	1
44124	2
55125	2
44224	1
29926	3
29926	1
29928	1
19403	1
29926	2
15090	2
45248	1
29926	2
29928	1
17050	2
2359	2
48642	1

10940	2
29909	2
2904	2
55902	2
12839	4
13224	4
15143	2
17538	2
29909	1
14224	2
3842	2
40027	2
29909	2
11011	2
29909	1
29910	2
29926	1
29920	4
22101	1
29909	4
29053	2
49781	1
3841	1
30135	2
18938	2
30097	2
29709	2
33417	2
28203	1
40065	1
L4G3V3	2
12208	1
29928	2
4105	2
29910	4
49614	2
80232	1
31308	3
15025	3

19807	1
18411	2
29926	1
28374	2
12054	2
29926	2
31405	2
15228	1
32565	4
29926	2
29492	2
29910	1
28374	2
32344	1
27278	2
29909	4
12801	2
31401	1

Zip Code **# of people**

29928	53
29926	30
29910	26
29909	4
29835	2
20850	2
5036	2
19073	1
18411	2
23188	1
60093	1
49721	1
31401	1
48642	1
40223	1
14608	2
1534	2
13068	2
29466	1
1267	1
48067	2
16146	1
8809	2
44094	4
3054	2
48044	3
56007	2
53711	2
13820	2
13850	1
63038	2
77345	2
6109	2
49680	1
55126	2

KOE1RO 1

K1Y1Z9	1
M8Z3M7	1
75038	2
29928	1
15238	2
29928	1
29910	1
3841	1
Ont Canada	2
19426	1
29928	1
29928	1
4284	2
29928	1
16002	1
94506	1
6877	1
29926	2
26105	1
26101	1
75204	1
29928	1
32565	2
32055	2
3254	2
29928	2
29926	2
29926	1
12824	1
29710	1
14750	1
29926	1
29928	1
29909	2
29690	2
29605	2
29927	1
29926	3

29928	2
46033	2
29926	1
canada	1
18330	1
29910	2
29926	2
26003	1
56308	1
45504	2
29061	1
29024	2
45247	1
28203	1
29072	3
29926	2
14221	3
29928	1
53153	1
48858	1
29926	2
29909	1
29928	2
7512	2
29909	1
54701	1
29063	1
31324	2
29926	2
29926	2
14159	2
29928	2
15905	1
29942	2
29909	3
2720	2
29910	2
29926	2
32344	1

11782	1
11972	1
19807	1
29053	1
29926	2
32258	1
15317	2
29928	2
29926	2
43512	2
29926	2
29909	2
30135	2
29926	2
10948	2
12777	1
29928	2
18938	1
29928	2
15108	1
29170	1
55125	2
18103	2
29928	1
29910	4
29910	2
50023	1
29926	1
18643	2
29910	2
29926	2
18017	2
44077	2
18644	2
61039	2
29927	2
29926	1
29909	2
14052	2

29010	2
37863	2
28601	2
90245	2
29909	2
76712	1
29492	2
18104	1
6851	2
6492	1
29926	1
29909	2
29910	2
canada	2
40087	2
29928	1
29926	2
29910	2
49770	2
29928	2
29928	2
29926	2
30677	1
29926	1
29928	2
40059	2
29926	4
29910	1
10580	1
13021	2
29926	2
29909	1
29928	1
2716	1
29926	1
49696	1
27104	1
6478	1
49221	1

29928	1
28451	1
29910	2
29926	3
29910	2
29928	2
29928	1
1867	2
24242	2
29909	2
12801	2
29926	2
29910	1
29910	1
29928	1
29925	1
29640	1
22304	1
60901	1
29910	1
18194	2
12804	1
29928	1
29926	1
60175	1
30097	1
19460	1
29926	3
14051	1
31321	1
13632	1
29926	2
29926	1
29920	1
29928	2
29909	2
6470	1
23832	2
29928	2

29926	3
29928	3
29907	1
29910	1
29928	2
29926	1
29910	2
canada	1
29926	2
29926	2
29926	2
44256	2
49770	1
29909	1
6810	1
canada	4
29928	1
14052	1
29928	1
29909	1
31324	1
44146	1
8034	2
29926	1
29928	1
29910	1
29928	2
29926	2
14224	2
2653	2
canada	3
48438	1
canada	1
29909	2
40222	2
46037	2
6842	2
14702	2
13224	2

29926	2
3870	2
14075	2
29928	1
29926	2
29926	2
2643	2
29063	2
29926	4
29909	7
3870	2
29907	1
29910	8
27277	2
18902	2
18997	2
11530	2
11530	2
29928	13
29926	15
29928	4
2360	2
29910	1
49781	1
29926	3
29926	1
29928	1
29928	1
12047	1
14127	2
25312	1
37212	1
29910	2
29928	2
45202	4
29928	1

<u>Zip Code</u>	<u># of people</u>	<u>City</u>	<u>State</u>	<u>Subtotal</u>
UPPER NORTH EAST	131			
06024	1	East Canaan	CT	
06109	2	Wethersfield	CT	
06335	2	Gales Ferry	CT	
06470	1	Newtown	CT	
06475	4	Old Saybrook	CT	
06478	1	Oxford	CT	
06492	1	Wallingford	CT	
06810	1	Danbury	CT	
06851	2	Norwalk	CT	
06877	1	Ridgefield	CT	
06903	4	Stamford	CT	20
01027	2	East Hampton	MA	
01267	1	Williamstown	MA	
01504	2	Blackstone	MA	
01523	1	Lancaster	MA	
01524	2	Leicester	MA	
01534	2	Northbridge	MA	
01545	1	Shrewsbury	MA	
01581	1	Westborough	MA	
01701	2	Framingham	MA	
01752	2	Marborough	MA	
01867	2	Redding	MA	
01940	2	Lynnfield	MA	
01949	1	Middleton	MA	
02021	1	Canton	MA	
02184	1	Braintree	MA	
02330	2	Carver	MA	
02359	2	Pembroke	MA	
02360	6	Plymouth	MA	
02493	2	Weston	MA	
02494	2	Needham Heights	MA	
02633	1	Chatham	MA	
02643	2	East Orleans	MA	
02646	1	Harwich Port	MA	
02653	3	Orleans	MA	
02720	4	Fall River	MA	
02777	1	Swansea	MA	49
03911	1	York Harbor	ME	

04021	1	Cumberland Ctr	ME	
04105	2	Falmouth	ME	
04284	2	Wayne	ME	6
03054	4	Merrimack	NH	
03249	1	Gilford	NH	
03254	3	Moultonborough	NH	
03841	3	Hampstead	NH	
03842	2	Hampton	NH	
03867	2	Rochester	NH	
03870	5	Rye	NH	20
07512	4	Totowa	NJ	
07701	1	Red Bank	NJ	
07753	1	Neptune	NJ	
07840	1	Hackettstown	NJ	
07928	1	Chatham	NJ	
08034	6	Cherry Hill	NJ	
08055	4	Medford	NJ	
08560	1	Titusville	NJ	
08809	4	Clinton	NJ	
08820	2	Edison	NJ	
08876	1	Sommerville	NJ	26
02886	2	Warwick	RI	
02904	2	Providence	RI	4
05036	2	Brookfield	VT	2
02716	1	Not valid		
05314	1	Not valid		
06842	2	Not valid		4

PENN/NEW YORK 231

19702	1	Newark	DE	
19707	1	Hockessin	DE	
19807	3	Wilmington	DE	5
10003	2	New York	NY	
10570	2	Pleasantville	NY	
10580	2	Rye	NY	
10940	4	Middletown	NY	
11530	6	Garden City	NY	
11565	1	Malverne	NY	
11782	1	Sayville	NY	
11963	2	Sag Harbor	NY	
11972	1	Speonk	NY	

12047	2	Cohoes	NY
12054	2	Delmar	NY
12198	2	Wynantskill	NY
12208	1	Albany	NY
12303	1	Schenectady	NY
12304	1	Schenectady	NY
12777	1	Forestburgh	NY
12801	4	Glenn Falls	NY
12804	3	Queensbury	NY
12824	1	Diamond Point	NY
12839	4	Hudson Falls	NY
13021	4	Auburn	NY
13068	2	Freeville	NY
13088	2	Liverpool	NY
13224	6	Syracuse	NY
13617	2	Canton	NY
13632	1	Depauville	NY
13676	1	Potsdam	NY
13820	3	Oneonta	NY
13850	4	Vestal	NY
14051	2	East Amherst	NY
14051	1	East Amherst	NY
14052	5	East Aurora	NY
14075	2	Hamburg	NY
14086	1	Lancaster	NY
14127	2	Orchard Park	NY
14217	4	Buffalo	NY
14221	7	Buffalo	NY
14224	4	Buffalo	NY
14425	2	Farmington	NY
14450	2	Fairport	NY
14608	2	Rochester	NY
14701	2	Jamestown	NY
14702	2	Jamestown	NY
14750	1	Lakewood	NY
14757	2	Mayville	NY
14760	2	Olean	NY
15021	2	Burgettstown	NY
15025	3	Clairton	PA
15090	2	Wexford	PA
15108	2	Coraopolis	PA

15143	2	Sewickley	PA
15211	1	Pittsburgh	PA
15228	1	Pittsburgh	PA
15238	2	Pittsburgh	PA
15317	2	Canonsburg	PA
15320	1	Carmichaels	PA
15825	4	Brookville	PA
15905	1	Johnstown	PA
16002	1	Butler	PA
16053	2	Renfrew	PA
16056	2	Saxonburg	PA
16146	5	Sharon	PA
16248	4	Rimersburg	PA
16433	2	Saegertown	PA
16602	4	Altoona	PA
16648	4	Hollidaysburg	PA
16803	1	State College	PA
17050	3	Mechanicsburg	PA
17407	1	York	PA
17538	2	Landisville	PA
18017	4	Bethlehem	PA
18062	1	Macungie	PA
18103	2	Allentown	PA
18104	1	Allentown	PA
18330	1	Effort	PA
18407	2	Carbondale	PA
18411	4	Clarks Summit	PA
18436	1	Lake Ariel	PA
18643	2	Pittston	PA
18644	2	Wyoming	PA
18702	1	Wilkes Barre	PA
18902	2	Doylestown	PA
18938	4	New Hope	PA
19002	2	Ambler	PA
19047	1	Langhorne	PA
19073	4	Newtown Square	PA
19083	2	Havertown	PA
19342	2	Glen Mills	PA
19403	1	Norristown	PA
19422	2	Blue Bell	PA
19426	2	Collegeville	PA

19440	2	Hatfield	PA	
19460	1	Phoenixville	PA	98
10948	2	Not valid		
11011	2	Not valid		
12909	2	Not valid		
14159	2	Not valid		
15318	1	Not valid		
18182	2	Not valid		
18194	2	Not valid		
18997	2	Not valid		15

CAROLINAS/MID-EAST 988

20850	2	Rockville	MD	
20852	1	Rockville	MD	3
27101	1	Winston Salem	NC	
27104	1	Winston Salem	NC	
27106	1	Winston Salem	NC	
27215	3	Burlington	NC	
27278	4	Hillsborough	NC	
27514	2	Chapel Hill	NC	
27514	1	Chapel Hill	NC	
28036	2	Davidson	NC	
28203	3	Charlotte	NC	
28226	2	Charlotte	NC	
28270	3	Charlotte	NC	
28374	7	Pinehurst	NC	
28405	2	Wilmington	NC	
28451	3	Leland	NC	
28601	2	Hickory	NC	
28607	2	Boone	NC	
28697	1	Wilkesboro	NC	
28806	1	Asheville	NC	41
29001	1	Alcolu	SC	
29010	2	Bishopville	SC	
29016	3	Blythewood	SC	
29053	5	Gaston	SC	
29061	1	Hopkins	SC	
29063	3	Irmo	SC	
29072	3	Lexington	SC	
29135	2	St. Matthews	SC	
29135	1	St. Matthews	SC	

29170	1	West Columbia	SC	
29206	3	Columbia	SC	
29228	1	Columbia	SC	
29420	1	North Charleston	SC	
29466	4	Mt. Pleasant	SC	
29492	10	Charleston	SC	
29605	6	Greenville	SC	
29607	1	Greenville	SC	
29631	2	Clemson	SC	
29640	1	Easley	SC	
29690	3	Travelers Rest	SC	
29709	2	Chesterfield	SC	
29710	1	Clover	SC	
29745	2	York	SC	
29835	4	McCormick	SC	
29860	2	North Augusta	SC	
29902	1	Beaufort	SC	
29904	2	Beaufort	SC	
29907	5	Beaufort	SC	
29909	104	Okatie	SC	
29910	147	Bluffton	SC	
29920	5	Saint Helena Island	SC	
29926	271	Hilton Head Island	SC	
29927	5	Hardeeville	SC	
29928	305	Hilton Head Island	SC	
29936	1	Ridgeland	SC	911
20148	3	Ashburn	VA	
22066	1	Great Falls	VA	
22101	1	McLean	VA	
22304	1	Alexandria	VA	
23188	3	Williamsburg	VA	
23236	1	Richmond	VA	
23832	2	Chesterfield	VA	
24101	1	Hardy	VA	
24472	1	Raphine	VA	14
25312	1	Charleston	WV	
26003	1	Wheeling	WV	
26101	1	Parkersburg	WV	
26105	1	Vienna	WV	
26330	2	Bridgeport	WV	6
24242	2	Not valid		

27277	2	Not valid	
29024	2	Not valid	
29109	2	Not valid	
29275	2	Not valid	
29925	1		
29942	2	Not valid	13

SOUTHEAST 85

30004	1	Alpharetta	GA	
30097	3	Duluth	GA	
30135	8	Douglasville	GA	
30415	1	Brooklet	GA	
30677	2	Watkinsville	GA	
30705	2	Chatsworth	GA	
31308	4	Ellabell	GA	
31312	3	Guyton	GA	
31321	1	Pembroke	GA	
31322	2	Pooler	GA	
31324	5	Richmond Hill	GA	
31326	1	Rincon	GA	
31401	2	Savannah	GA	
31405	6	Savannah	GA	
31411	4	Savannah	GA	
31792	5	Thomasville	GA	50
32003	2	Fleming Island	FL	
32055	4	Lake City	FL	
32258	2	Jacksonville	FL	
32344	3	Monticello	FL	
32565	8	Jay	FL	
32806	2	Orlando	FL	
33417	2	West Palm Beach	FL	
33486	2	Boca Raton	FL	
33957	1	Sanibel	FL	
34238	2	Sarasota	FL	
34606	1	Spring Hill	FL	29
37212	1	Nashville	TN	
37863	2	Pigeon Forge	TN	3
39097	2	Louise	MS	
39503	1	Gulfport	MS	3

GREAT LAKES 144

46032	3	Carmel	IN	
46033	6	Carmel	IN	
46037	2	Fishers	IN	
46062	1	Noblesville	IN	
46280	2	Indianapolis	IN	
46803	2	Ft Wayne	IN	
47905	1	Lafayette	IN	17
40014	1	Crestwood	KY	
40027	2	Harrods Creek	KY	
40059	2	Prospect	KY	
40065	1	Shelbyville	KY	
40207	2	Louisville	KY	
40222	3	Louisville	KY	
40223	3	Louisville	KY	
40242	2	Louisville	KY	
40356	3	Nicholasville	KY	
41076	2	Newport	KY	
41091	2	Union	KY	
42103	1	Bowling Green	KY	24
48044	3	Macomb	MI	
48051	1	New Baltimore	MI	
48067	2	Royal Oak	MI	
48101	1	Allen Park	MI	
48103	2	Ann Arbor	MI	
48374	2	Novi	MI	
48438	1	Goodrich	MI	
48602	1	Saginaw	MI	
48624	2	Gladwin	MI	
48642	1	Midland	MI	
48642	2	Midland	MI	
48858	1	Mt. Pleasant	MI	
49090	1	South Haven	MI	
49221	1	Adrian	MI	
49284	1	Springport	MI	
49424	2	Holland	MI	
49614	2	Bear Lake	MI	
49617	2	Beulah	MI	
49660	2	Manistee	MI	
49680	1	South Boardman	MI	
49696	1	Traverse City	MI	
49721	1	Cheboygan	MI	

49770	4	Petoskey	MI	
49781	2	St. Ignace	MI	
49960	2	Rockland	MI	41
43056	2	Heath	OH	
43065	1	Powell	OH	
43085	2	Columbus	OH	
43229	2	Columbus	OH	
43402	1	Bowling Green	OH	
43512	2	Defiance	OH	
43545	1	Napoleon	OH	
44044	2	Grafton	OH	
44077	3	Painesville	OH	
44094	4	Willoughby	OH	
44124	2	Cleveland	OH	
44143	2	Cleveland	OH	
44146	1	Bedford	OH	
44224	1	Stow	OH	
44240	2	Kent	OH	
44256	3	Medina	OH	
44410	2	Cortland	OH	
44425	2	Hubbard	OH	
44708	2	Canton	OH	
44709	2	Canton	OH	
45014	1	Fairfield	OH	
45040	2	Mason	OH	
45066	1	Springboro	OH	
45140	2	Loveland	OH	
45202	4	Cincinnati	OH	
45247	1	Cincinnati	OH	
45248	1	Cincinnati	OH	
45342	2	Miamisburg	OH	
45429	2	Dayton	OH	
45504	2	Springfield	OH	57
40087	2	Not valid		
46131	3	Not valid		5

UPPER MIDDLE US

35

50023	1	Ankeny	IA	1
53024	2	Grafton	WI	
53153	1	North Prairie	WI	
53212	2	Milwaukee	WI	

53217	1	Milwaukee	WI	
53406	1	Racine	WI	
53533	2	Dodgeville	WI	
53711	2	Madison	WI	
54457	4	Nekoosa	WI	
54701	1	Eau Claire	WI	16
55124	1	St. Paul	MN	
55125	5	St. Paul	MN	
55126	2	St. Paul	MN	
55902	2	Rochester	MN	
55902	2	Rochester	MN	
56007	2	Albert Lea	MN	
56308	1	Alexandria	MN	
56425	2	Baxter	MN	17
56503	1	Not valid		1

MIDWEST	20			
----------------	-----------	--	--	--

60045	2	Lake Forest	IL	
60074	2	Palatine	IL	
60093	1	Winnetka	IL	
60175	2	St. Charles	IL	
60404	1	Shorewood	IL	
60532	2	Kampsville	IL	
60540	1	Naperville	IL	
60901	1	Naperville	IL	
61039	2	German Valley	IL	
61073	1	Roscoe	IL	
61822	2	Champaign	IL	17
63038	2	Wildwood	MO	
65018	1	California	MO	3

MIDDLE SOUTH	22			
---------------------	-----------	--	--	--

75024	1	Plano	TX	
75035	4	Frisco	TX	
75038	2	Irving	TX	
75204	1	Dallas	TX	
75234	2	Dallas	TX	
76092	1	Southlake	TX	
76706	1	Waco	TX	
76712	2	Woodway	TX	
77030	2	Houston	TX	

77345	2	Kingwood	TX	
78750	4	Austin	TX	22

WEST	11			
-------------	-----------	--	--	--

80218	2	Denver	CO	
80232	1	Denver	CO	3
86314	2	Prescott Valley	AZ	2
90245	2	El Segundo	CA	
94506	1	Danville	CA	
95008	1	Campbell	CA	
95628	2	Fair Oaks	CA	6

CANADA	53			
---------------	-----------	--	--	--

canada	1			
canada	2			
canada	1			
canada	4			
canada	3			
canada	1			12
JOP1HO	2	Hudson	QE	2
K1G129	2	Ottawa	ONT	
K1Y1Z9	1	Ottawa	ONT	
K2H50	6	Ottawa	ONT	
KIC2R9	2	Ottawa	ONT	
KO1310	1	Ottawa	ONT	
KOE1RO	1	Ottawa	ONT	
L1N6P2	1	Whitby	ONT	
L2T3M6	2	St. Catherines	ONT	
L395EB	2	Ormskirk	ONT	
L467J9	2		ONT	
L4G3V3	2	Aurora	ONT	
LO2210	4		ONT	
M5M4928	2	Toronto	ONT	
M8Z3M7	1	Etobicoke	ONT	
N2E2N8	2	Kitchener	ONT	
N2E2N8	1	Kitchener	ONT	
N6GOC8	1	London	ONT	
Ont Canada	2		ONT	35
T2Z3M2	2	Calgary	AB	
V540E8	1	Calgary	AB	3
v5y0e8	1	Vancouver	BC	1

<u>State</u>		<u>Country</u>	
Alabama		Argentina	
Alabama		Argentina	1
Alabama		Austria	1
Alabama	1	Canada	1
Arizona	1	Canada	
Arizona		Canada	
Arizona		Chile	1
Arizona		China	1
Arkansas	1	China	
California	1	China	
California		Czech Republic	1
California		Czech Republic	
California		Denmark	1
California		Dominican Repub	1
Delaware	1	Ecuador	1
Florida	1	England	1
Florida		England	
Florida		England	
Florida		Finland	1
Florida		France	1
Florida		France	
Florida		France	
Florida		Germany	1
Florida		Germany	
Florida		Germany	
Florida		Germany	
Georgia		Germany	
Georgia	1	Ireland	1
Georgia		Ireland	
Georgia		Ireland	
Georgia		Ireland	
Georgia		Italy	1
Georgia		Italy	
Illinois		Italy	
Illinois	1	Italy	
Illinois		Italy	
Illinois		Mexico	
Indiana	1	Mexico	1
Iowa	1	Norway	1
Kentucky	1	Paraguay	1
Kentucky		Scotland	1
Kentucky		Scotland	
Louisiana	1	South Africa	1
Mississippi	1	South Africa	
New Hampshire	1	Spain	1

New Jersey	1	Spain	
New Jersey		Spain	
New Jersey		Spain	
New York		Spain	
New York	1	Spain	
North Carolina	1	Spain	
North Carolina		Sweden	1
North Carolina		Sweden	
North Carolina		Sweden	
Ohio	1	Sweden	
Pennsylvania	1	Switzerland	1
Pennsylvania		Taipei	1
Pennsylvania		Taiwan	
South Carolina	1	Thailand	1
South Carolina		Thailand	
South Carolina		Thailand	
South Carolina		Wales	1
Tennessee	1	Wales	
Tennessee		USA	1
Tennessee			27
Texas	1		
Texas			
Texas			
Texas			
Texas			
Texas			
Texas			
Texas			
Texas			
Texas			
Texas			
Texas			
Virginia	1		
Washington	1		
	24		

Darius Rucker Intercollegiate

REVENUE:	2022 Actuals				2023 Projections				
	Qty #	Amount	Total	Totals		Qty #	Amount	Total	Totals
Team Entry Fees - Paid by Check	10	\$3,750	\$37,500		Team Entry Fees	15	\$4,500	\$67,500	
Team Entry Fees - Paid by Credit Card	5	\$3,850	\$19,250		Team Entry Fee - Arkansas	1	\$2,500	\$2,500	
Team Entry Fee - University of Arkansas	1	\$2,250	\$2,250		Team Entry Fee - USC	1	\$4,250	\$4,250	
Team Entry Fee - USC + Extra Night	1	\$4,100	\$4,100		Individual Entry Fee with Hotel	2	\$2,250	\$4,500	
				\$63,100					\$78,750
Total Sponsor Revenue				\$120,900	Total Sponsor Revenue				\$120,900
Concert Ticket Sales to LCC Members	60	\$200		\$12,000	Concert Ticket Sales to LCC Members	50	\$200		\$10,000
ATAX Grant Reimbursement				\$24,595	ATAX Grant Request Category 1 - Marketing & Advertising				\$48,000
					ATAX Grant Request Category 5 - Public Transportation (Reimbursible at 42.2%)	6,259	Tourism Percentage = 42.2%		\$2,641
TOTAL REVENUE:				\$220,595	TOTAL REVENUE:				\$257,650
EXPENSES:									
DONATION									
Donation to MUSC Children's Hospital in Honor of Darius Rucker				\$5,000	One-time donation in 2022.				\$0
CONCERT									
Arts Center of Coastal Carolina Rental/Labor/Fees			\$7,340		Arts Center of Coastal Carolina Rental/Labor/Fees			\$11,000	
Sonesta - Band/Driver 1			\$164						
Second Night to Secure Early Check In			\$167		Bus Driver's Hotel at Sonesta.	6	\$180	\$1,080	
Sonesta - Band/Driver 2			\$164		(3 drivers x 2 nights for early check in)				
Second Night to Secure Early Check In			\$167		Other Band/Crew at Sonesta	6	\$180	\$1,080	
Sonesta - Band/Driver 3			\$164		(estimate)				
Second Night to Secure Early Check In			\$167						
Sonesta - Band Crew 1			\$334						
Sonesta - Band Crew 2			\$334						
Band - Darius Productions Costs & Rentals			\$24,017		Band - Darius Productions Costs & Rentals			\$25,000	

Pre-Concert Reception at Arts Center (SERG)			\$11,690		Pre-Concert Reception at Arts Center (SERG)			\$12,000	
Pre-Concert Reception at Arts Center (Beverages)			\$6,843		Pre-Concert Reception at Arts Center (Beverages)			\$7,500	
Backstage Catering for Band (SERG)			\$2,996		Backstage Catering for Band (SERG)			\$2,250	
Snacks/supplies purchased by H & H for Band			\$1,097		Snacks/supplies purchased by H & H for Band			\$1,200	
After Show for Band - Giuseppe's Pizza			\$381		After Show Food for Band			\$500	
Security at Arts Center via Coastal Security			\$435		Security at Arts Center via Coastal Security			\$500	
				\$56,460					\$62,110
SIGNAGE/MATERIALS									
Half Priced Banners - Entry Signs			\$101		Parking Signs for Spectators			\$200	
Half Priced Banners - Parking Signs			\$91		Clubhouse Signs for Spectators			\$400	
Island Printer - Team Scroll			\$34		Team Scroll			\$50	
Accurate Lithography - DRI Sponsor Posters			\$254		Accurate Lithography - DRI Sponsor Posters			\$350	
Fairway Forms - DRI Business Size Envelopes			\$215						
Fairway Forms - DRI Notecards			\$157						
Parking Sign Purchased by Willie Rice			\$21						
				\$873					\$1,000
TEAM HOUSING									
Team Housing	5	\$2,000	\$10,000		Team Housing - Rentals	16	\$2,500	\$40,000	
Team Housing	1	\$2,350	\$2,350		Hotel Nights for Individuals	16	\$180	\$2,880	
Team Housing	4	\$2,025	\$8,100		(4 nights x 2 rooms per individual)				
Team Housing	5	\$1,900	\$9,500						
Team Housing	1	\$2,051	\$2,051						
				\$32,001					\$42,880
SPONSOR PARTY KICKOFF									
Food @ \$54 per person x 210 people			\$11,340		Food	200	\$60	\$12,000	
Beverage			\$3,681		Beverage	200	\$22	\$4,400	
Tax and 20% Gratuity			\$1,000		Add 20% Gratuity			\$3,280	
					Add 8% Tax			\$1,574	
				\$16,021					\$21,254
TEAM/VOLUNTEER MEALS									
Sunday Breakfast/Lunch @ \$18.50 each x 175			\$6,660		Sunday Breakfast/Lunch @ \$21 each	175	\$42	\$7,350	
Sunday On-Course Snacks			\$400		Sunday On-Course Snacks			\$400	
Sunday Tax & Gratuity			\$557		Pre-Concert Players/Coaches Dinner	145	\$35	\$5,075	
					Add 20% Gratuity			\$2,565	

					Add 8% Tax			\$1,231	
Monday Breakfast/Lunch			\$7,770		Monday Breakfast/Lunch @ \$21 each	175	\$42	\$7,350	
Monday On-Course Snacks			\$400		Monday On-Course Snacks			\$400	
Monday Pre-Concert Players/Coaches Dinner @ \$30 x 145			\$5,400		Add 20% Gratuity			\$1,550	
Monday Tax & Gratuity			\$1,170		Add 8% Tax			\$744	
Tuesday Breakfast/Lunch			\$7,770		Tuesday Breakfast/Lunch @ \$21 each	175	\$42	\$7,350	
Tuesday On-Course Snacks			\$400		Tuesday On-Course Snacks			\$400	
Tuesday Tax & Gratuity			\$738		Add 20% Gratuity			\$1,550	
					Add 8% Tax			\$744	
Wednesday Breakfast/Lunch			\$7,770		Wednesday Breakfast/Lunch @ \$21 ea	175	\$42	\$7,350	
Wednesday On-Course Snacks			\$400		Wednesday On-Course Snacks			\$400	
Wednesday Tax & Gratuity			\$738		Add 20% Gratuity			\$1,550	
					Add 8% Tax			\$744	
				\$40,173					\$46,753
PHOTOGRAPHY									
Team Photos at Concert - Willie Rice				\$675	Willie Rice Photography (For Marketing/Advertising Use)				\$1,000
SCORING									
Rules Official Fee - Mike Murphy			\$800		Rules Official Fee - Mike Murphy			\$800	
GolfStat / Scoring Service	1	\$3,760	\$3,760		GolfStat / Scoring Service	1	\$4,000	\$4,000	
Sonesta Hotel for Marcus El			\$836		Sonesta Hotel for Golfstat	5	\$180	\$900	
				\$5,396					\$5,700
GIFTS / UNIFORMS									
Blankets for Teams & Sponsor Gifts - MV Sports		\$21.56 ea	\$3,665		Gifts for All Sponsors	45	\$40	\$1,800	
SIC Cups for Top Sponsors		\$22 ea	\$1,056		Gifts for Players/Coaches	130	\$40	\$5,200	
Trophies (Heritage Creations)			\$2,342		Extra Gift for 10K & Above Sponsors	48	\$25	\$1,200	
Hats for Teams & Volunteer Uniforms - Imperial		\$11.50 ea	\$3,904		Tournament Trophies			\$2,800	
Visors for Volunteer Uniforms - Imperial			\$609		Volunteer Hats	50	\$13	\$642	
Shirts for The Greenery per Oppie			\$261		Volunteer Visors	5	\$14	\$72	
Levelwear Volunteer Uniform Jackets		\$40.75 ea	\$7,049		Volunteer Uniform Jackets	50	\$41	\$2,073	
Additional Levelwear Order for Volunteers			\$1,167		Staff Shirts for Clubhouse Staff	15	\$30	\$450	
Staff Shirts for Clubhouse Staff (Cutter & Buck)			\$633						
Levelwear Credit - Sample Return			-\$190						

Levelwear Credit - Sample Return			-\$70						
Levelwear Special Order			\$82						
Levelwear Special Order			\$202						
Inventory from Pro Shop to DRI			\$119						
		Subtotal	\$20,829						
Credit to DRI - Inventory moved to Pro Shop		Credit	(\$1,796)						
									\$19,033
									\$14,236
MISCELLANEOUS									
Gratuity for Bag Drop Personnel	1	\$800	\$800		Gratuity for Bag Drop Personnel	1	\$1,500	\$1,500	
Gift Cards for Bag Drop Staff via RR	1	\$436	\$436						
Long Cove Club Golf Course Usage Fee	1	\$3,750	\$3,750		Long Cove Club Golf Course Usage Fee	1	\$3,750	\$3,750	
Ashley Davis Intern #1 Pay	1	\$770	\$770		Ashley Davis Intern #1 Pay	1	\$800	\$800	
Ashley Davis Intern #2 Pay	1	\$770	\$770		Ashley Davis Intern #2 Pay	1	\$800	\$800	
Sonesta - Room for Ashley's Interns	1	\$669	\$669		Sonesta - Room for Ashley's Interns	4	\$180	\$720	
New DRI Course Flags - National Golf Graphics		\$601	\$601						
Reimbursement Expense - Oppie Lunch	1	\$48	\$48		Miscellaneous Expenses (Ashley, Harold, Bob, etc.)			\$1,000	
Reimbursement Expense - Adam	1	\$54	\$54		21 Flag Poles for Back Patio/Golf Channel			\$1,500	
Grayco - Trash Cans for Golf Channel	1	\$926	\$926						
Tents (one time cost)	1	\$848	\$848						
Flag Pole Rings (Harold)	1	\$137	\$137						
									\$9,809
									\$10,070
SPECTATOR SURVEY									
USCB Crowd Survey	1	\$1,500	\$1,500		USCB Crowd Survey	1	\$1,500	\$1,500	
Survey Giveaway - Swedish Fish	1		\$258		Survey Giveaway	150	\$10	\$1,500	
									\$1,758
									\$3,000
SPECTATOR PARKING									
Rental of Central Church Parking Lot	3	\$500	\$1,500		Rental of Central Church Parking Lot	3	\$500	\$1,500	
Parking Shuttle for Spectators - Deposit			\$408		Shuttle for Spectators	3	\$1,540	\$4,620	
Parking Shuttle for Spectators - Balance			\$3,671		Credit Card Processing Fee for Shuttle			\$139	
									\$5,579
									\$6,259
MARKETING									
PGA Carolinas Golf Magazine		\$3,000			Marketing/Advertising (Including Design Fees)				\$46,000
PGA Carolinas Golf Express		\$2,000							
PGA Golf Georgia Magazine & Golf Georgia Plus		\$6,500							
Bryne Media - Digital Marketing		\$2,000							
Coastal Marketing Strategies		\$1,000							

WanderLuxe - Alyssa Whitehouse Design Services	\$725								
Island Packet Advertising	\$2,100								
The Bluffton Sun/Hilton Head Sun	\$1,316								
Hilton Head Monthly Magazine	\$1,786								
CH2 Magazine	\$1,670								
Local Life Magazine	\$2,052								
				\$24,149					
TOTAL EXPENSES:				\$216,927					\$260,262
Revenue vs. Expenses - Differential				\$3,668					-\$2,612

2022

PGA Carolinas Golf Magazine	\$3,000
PGA Carolinas Golf Express	\$2,000
PGA Golf Georgia Magazine & Golf Georgia Plus	\$6,500

Bryne Media - Digital Marketing	\$2,000
Coastal Marketing Strategies	\$1,000

WanderLuxe - Alyssa Whitehouse Design Services	\$725
--	-------

Island Packet Advertising	\$2,100
The Bluffton Sun/Hilton Head Sun	\$1,316

Hilton Head Monthly Magazine	\$1,786
CH2 Magazine	\$1,670
Local Life Magazine	\$2,052

2023 Marketing/Advertising

Graphic Design Services	\$1,000
-------------------------	---------

Local Print Advertising:

Island Packet Ads	\$5,000
The Bluffton Sun/Hilton Head Sun	\$1,500
Hilton Head Monthly Magazine	\$2,000
CH2 Magazine	\$2,000
Local Life Magazine	\$2,250

Out-of-Market Print/Digital Advertising

PGA Carolinas Golf Magazine & Golf Express	\$5,000
PGA Golf Georgia Magazine & Golf Georgia Plus	\$6,500

Bryne Media - Digital Marketing	\$4,000
Coastal Marketing Strategies	\$1,500

Signage for spectators	\$1,000
------------------------	---------

Arts Center of Coastal Carolina	\$4,000
---------------------------------	---------

HHI-Bluffton COC Vacation Planner	\$7,690
-----------------------------------	---------

Airport Advertising	\$0
---------------------	-----

Total: \$43,440

Ideas:

Chamber of Commerce Vacation Planner
 National Golf Magazines
 Wall Street Journal or New York Times???
 Charleston Post Courier Newspaper
 Columbia Newspaper
 Savannah Newspaper
 NY, Pennsylvania & Ohio - top states

McClatchy Newspapers:

The Beaufort Gazette
 The State - Columbia, SC
 The Sun News - Myrtle Beach, SC
 The Herald - Rock Hill, SC

2023 Spectator Experience Enhancements

Parking Lot Rental	\$1,500
Parking Shuttle	\$4,500

Total: \$6,000

The Charlotte Observer
The Herald Sun - Raleigh, NC
The News & Observer - Raleigh, NC

Food & Beverage Costs per Player =	\$22	Sunday Breakfast
	\$22	Sunday Lunch
	\$35	Sunday Dinner
	\$22	Monday Breakfast
	\$22	Monday Lunch
	\$22	Tuesday Breakfast
	\$22	Tuesday Lunch
	\$22	Wednesday Breakfast
	\$22	Wednesday Lunch
	\$10	On Course Snacks ESTIMATE
	\$221	Subtotal
	\$44	Add 20% Tip
	\$21	Add 8% Tax
	\$286	Total per Player

Average Team = 7

Total/average F & B per Team = \$2,005

Housing Costs per Team = \$2,500

Total Entry Fee = \$4,505

Hotel = \$180 per room x 4 or 5 rooms (5 or 6 players = 3 rooms + 2 coaches rooms)
 5 rooms x 4 nights = 20 room nights
 20 room nights x \$180 = **\$3,600 per team VS \$2,500 for a house**

Was \$3,750 in 2022
 Increase = \$750?

Individual + Coach F & B = \$573

Hotel 8 room nights = \$1,440

Total = \$2,013

Darius Rucker Intercollegiate Balance Sheet

"Emergency Fund" Carry-Over by Year

	As of January 1st	Used \$	As of December 31st
2017	\$41,288	\$7,459	\$33,829
2018	\$33,829	\$4,692	\$29,137
2019	\$29,137	\$9,248	\$19,889
2020	\$19,889	+\$1,919	\$21,808
2021	\$21,808	\$0	\$21,808
2022	\$21,808		

Darius Rucker Intercollegiate Balance Sheet

"Emergency Fund" Carry-Over by Year

	As of January 1st	Used \$	As of December 31st
2017	\$41,288	\$7,459	\$33,829
2018	\$33,829	\$4,692	\$29,137
2019	\$29,137	\$9,248	\$19,889
2020	\$19,889	+\$1,919	\$21,808
2021	\$21,808	\$2,344	\$19,464
2022	\$19,464	+3,668	\$28,128

Darius Rucker Intercollegiate

2020 PROJECTIONS

REVENUE:	Qty #	Amount		Totals
Team Entry Fees	16	\$3,500.00	\$56,000.00	
Team Entry Fees	1	\$2,250.00	\$2,250.00	\$58,250.00
Official Hotel Sponsor	1	\$5,000.00	\$5,000.00	
Presenting Sponsors (Kroger / PXG)	2	\$20,000.00	\$40,000.00	
Reynolds	1	\$10,000.00	\$10,000.00	
Platinum	2	\$5,300.00	\$10,600.00	
Gold	5	\$2,700.00	\$13,500.00	
Silver	13	\$1,100.00	\$14,300.00	
Other Sponsor	1	\$7,600.00	\$7,600.00	\$101,000.00
Concert Ticket Sales to Long Cove Club Members	65	\$200.00	\$13,000.00	\$13,000.00
TOTAL REVENUE:				\$172,250.00
EXPENSES:				
CONCERT				
Concert - Darius Productions Costs & Rentals	1	\$34,000.00	\$34,000.00	
Pre-Concert Reception at Arts Center (Catering)	225	\$50.00	\$11,250.00	
Pre-Concert Reception at Arts Center (Beverages)	225	\$30.00	\$6,750.00	
Food/snacks/supplies for band and crew	20	\$100.00	\$2,000.00	
Security at Arts Center	1	\$2,500.00	\$2,500.00	\$56,500.00
PRINTING AND MAILING				
Printing Costs Including Signs	1	\$2,000.00	\$2,000.00	
Mailing Costs	1	\$750.00	\$750.00	\$2,750.00
TEAM HOUSING				
Team Housing	1	\$1,600.00	\$1,600.00	
Team Housing	2	\$1,600.00	\$3,200.00	
Team Housing	9	\$1,600.00	\$14,400.00	
Team Housing	5	\$1,600.00	\$8,000.00	\$27,200.00
SPONSOR PARTY KICKOFF				
Food - Wednesday Patron Party Reception	150	\$50.00	\$7,500.00	
Beverage - Wednesday Patron Party Beverage	150	\$25.00	\$3,750.00	
Tax and 20% Gratuity			\$3,150.00	\$14,400.00

2020 ACTUAL

Jan	Feb	Mar	Apr-Jul	Total	
\$24,600.00	\$10,500.00	\$21,200.00		\$56,300.00	
		\$2,250.00		\$2,250.00	\$58,550.00
\$50,800.00	\$47,600.00			\$98,400.00	\$93,400.00
\$16,600.00	\$2,400.00	\$800.00		\$19,800.00	
\$92,000.00	\$60,500.00	\$24,250.00		\$176,750.00	
\$3,000.00		\$4,815.83	\$31,514.21	\$39,330.04	
		\$10,493.74		\$10,493.74	
			\$6,214.53	\$6,214.53	
	\$419.23	\$1,603.40	\$900.00	\$2,922.63	\$58,960.94
			\$453.73	\$453.73	
	\$89.88		\$208.58	\$298.46	\$752.19
\$24,925.00		\$1,500.00		\$26,425.00	
		\$12,714.00		\$12,714.00	

Darius Rucker Intercollegiate - 2022 ACTUALS

REVENUE:	Qty #	Amount	Total	Totals
Team Entry Fees - Paid by Check	10	\$3,750	\$37,500	
Team Entry Fees - Paid by Credit Card	5	\$3,850	\$19,250	
Team Entry Fee - University of Arkansas	1	\$2,250	\$2,250	
Team Entry Fee - USC + Extra Night	1	\$4,100	\$4,100	
				\$63,100
Total Sponsor Revenue				\$120,900
Concert Ticket Sales to Long Cove Club Members	60	\$200		\$12,000
ATAX Grant Reimbursement				\$24,595
TOTAL REVENUE:				\$220,595
EXPENSES:				
DONATION				
Donation to MUSC Children's Hospital - Honor of Darius Rucker				\$5,000.00
CONCERT				
Arts Center of Coastal Carolina Rental/Labor/Fees			\$7,340	
Sonesta - Band/Driver 1			\$164	
Second Night to Secure Early Check In			\$167	
Sonesta - Band/Driver 2			\$164	
Second Night to Secure Early Check In			\$167	
Sonesta - Band/Driver 3			\$164	
Second Night to Secure Early Check In			\$167	
Sonesta - Band Crew 1			\$334	
Sonesta - Band Crew 2			\$334	
Band - Darius Productions Costs & Rentals			\$24,017	
Pre-Concert Reception at Arts Center (SERG)			\$11,690	
Pre-Concert Reception at Arts Center (Beverages)			\$6,843	
Backstage Catering for Band (SERG)			\$2,996	

Snacks/supplies purchased by H & H for Band			\$1,097	
After Show for Band - Giuseppe's Pizza			\$381	
Security at Arts Center via Coastal Security			\$435	
				\$56,460.00
SIGNAGE/MATERIALS				
Half Priced Banners - Entry Signs			\$101	
Half Priced Banners - Parking Signs			\$91	
Island Printer - Team Scroll			\$34	
Accurate Lithography - DRI Sponsor Posters			\$254	
Fairway Forms - DRI Business Size Envelopes			\$215	
Fairway Forms - DRI Notecards			\$157	
Parking Sign Purchased by Willie Rice			\$21	
				\$873
TEAM HOUSING				
Team Housing	5	\$2,000	\$10,000	
Team Housing	1	\$2,350	\$2,350	
Team Housing	4	\$2,025	\$8,100	
Team Housing	5	\$1,900	\$9,500	
Team Housing	1	\$2,051	\$2,051	
				\$32,001
SPONSOR PARTY KICKOFF				
Food			\$11,340	
Beverage			\$3,681	
Tax and 20% Gratuity			\$1,000	
				\$16,021
TEAM/VOLUNTEER MEALS				
Sunday Breakfast/Lunch			\$6,660	
Sunday On-Course Snacks			\$400	
Sunday Tax & Gratuity			\$557	
Monday Breakfast/Lunch			\$7,770	
Monday On-Course Snacks			\$400	
Monday Pre-Concert Players/Coaches Dinner			\$5,400	
Monday Tax & Gratuity			\$1,170	

Tuesday Breakfast/Lunch			\$7,770	
Tuesday On-Course Snacks			\$400	
Tuesday Tax & Gratuity			\$738	
Wednesday Breakfast/Lunch			\$7,770	
Wednesday On-Course Snacks			\$400	
Wednesday Tax & Gratuity			\$738	
				\$40,173
PHOTOGRAPHY				
Team Photos at Concert - Willie Rice				\$675
SCORING				
Rules Official Fee - Mike Murphy			\$800	
Golf Stat / Scoring Service	1	\$3,760	\$3,760	
Sonesta Hotel for Marcus El			\$836	
				\$5,396
GIFTS / UNIFORMS				
Blankets for Teams & Sponsor Gifts - MV Sports			\$3,665	
SIC Cups for Top Sponsors			\$1,056	
Trophies (Heritage Creations)			\$2,342	
Hats for Teams & Volunteer Uniforms - Imperial			\$3,904	
Visors for Volunteer Uniforms - Imperial			\$609	
Shirts for The Greenery per Oppie			\$261	
Levelwear Volunteer Uniform Jackets			\$7,049	
Additional Levelwear Order for Volunteers			\$1,167	
Staff Shirts for Clubhouse Staff (Cutter & Buck)			\$633	
Levelwear Credit - Sample Return			-\$190	
Levelwear Credit - Sample Return			-\$70	
Levelwear Special Order			\$82	
Levelwear Special Order			\$202	
Inventory from Pro Shop to DRI			\$119	
		Subtotal	\$20,829	
Credit to DRI - Inventory moved to Pro Shop		Credit	(\$1,796)	
				\$19,033
MISCELLANEOUS				
Gratuity for Bag Drop Personnel	1	\$800	\$800	

Gift Cards for Bag Drop Personnel via Rob Ryan	1	\$436	\$436	
Long Cove Club Golf Course Usage Fee	1	\$3,750	\$3,750	
Ashley Davis Intern #1 Pay	1	\$770	\$770	
Ashley Davis Intern #2 Pay	1	\$770	\$770	
Sonesta - Room for Ashley's Interns	1	\$669	\$669	
New DRI Course Flags - National Golf Graphics	1	\$601	\$601	
Reimbursement Expense - Oppie Lunch w/Greenery	1	\$48	\$48	
Reimbursement Expense - Adam	1	\$54	\$54	
Grayco - Trash Cans for Golf Channel	1	\$926	\$926	
Tents (one time cost)	1	\$848	\$848	
Flag Pole Rings (Harold)	1	\$137	\$137	
				\$9,809
SPECTATOR SURVEY				
USCB Crowd Survey	1	\$1,500	\$1,500	
Survey Giveaway - Swedish Fish	1		\$258	
				\$1,758
SPECTATOR PARKING				
Rental of Central Church Parking Lot	3	\$500	\$1,500	
Parking Shuttle for Spectators - Deposit			\$408	
Parking Shuttle for Spectators - Balance			\$3,671	
				\$5,579
MARKETING				
PGA Carolinas Golf Magazine		\$3,000		
PGA Carolinas Golf Express		\$2,000		
PGA Golf Georgia Magazine & Golf Georgia Plus		\$6,500		
Bryne Media - Digital Marketing		\$2,000		
Coastal Marketing Strategies		\$1,000		
WanderLuxe - Alyssa Whitehouse Design Services		\$725		
Island Packet Advertising		\$2,100		
The Bluffton Sun/Hilton Head Sun		\$1,316		
Hilton Head Monthly Magazine		\$1,786		
CH2 Magazine		\$1,670		
Local Life Magazine		\$2,052		
				\$24,149
TOTAL EXPENSES:				\$216,927

Revenue vs. Expenses - Differential				\$3,668
--	--	--	--	----------------

Starting Reserve Funds	\$19,464
Ending Reserve Funds	\$23,132

Team Housing Breakdown

5	\$2,000	\$10,000	
1	\$2,350	\$2,350	
4	\$2,025	\$8,100	
5	\$1,900	\$9,500	
1	\$2,051	\$2,051	
			\$32,001

Vacation Homes of HH	\$13,551	\$1,000	\$950	\$950	\$950	\$950	\$950	\$950	\$950	\$1,001
Island Getaway	\$10,100	\$1,000	\$1,000	\$1,000	\$1,000	\$1,000	\$1,000	\$1,000	\$1,025	\$1,025
Vacasa	\$4,350	\$2,000	\$2,350							
Gould Property Management	\$4,000	\$4,000								

Total	\$32,001
--------------	-----------------

-\$1,000	\$50	\$950	\$950	\$950	\$950	\$950	\$1,000	\$1,001	\$50
\$1,025	\$1,025								

2022 School Entry Fees

South Carolina	\$4,100	
Alabama		
Arizona State	\$3,750	
Arkansas	\$2,250	
Auburn		
Baylor		Credit Card
Duke	\$3,750	\$3,850
Furman	\$3,750	\$3,850
Georgia	\$3,750	\$3,850
Kentucky	\$3,750	\$3,850
Louisiana State		\$3,850
Louisville	\$3,750	\$19,250
North Carolina	\$3,750	
Northwestern	\$3,750	Total Entry Fees
Texas		\$63,100
Vanderbilt	\$3,750	
Wake Forest	\$3,750	
	\$43,850	

Member Concert Tickets

\$8,800

\$600

\$800

\$1,000

\$200

\$200

\$200

\$1,200

\$13,000

\$12,000

Credits:

\$400

\$400

\$200

\$1,000

Mr. Matthew Ramsey, CFO
Long Cove Club Owner's Association, Inc.
399 Long Cove Dr
Hilton Head Island, SC 29928-6152

Dear Mr. Ramsey:

We have prepared and enclosed your 2020 Corporation income tax returns for the year ended December 31, 2020.

This return has qualified for electronic filing. After you have reviewed the return for completeness and accuracy, please sign, date and return Form 8879-C to our office. We will transmit your return electronically to the IRS, and no further action is required. Return federal Form 8879-C to us by October 15, 2021.

No payment is required as you are to receive a refund in the amount of \$1,357.

The South Carolina Form SC1120 return has qualified for electronic filing. After you have reviewed your return for completeness and accuracy, please sign, date and return Form SC8453C to our office. We will then transmit your return electronically to the SCDOR. Do not mail the paper copy of the return to the SCDOR. Return Form SC8453C to us by October 15, 2021.

No payment is required with this return when filed.

Regards,

Christopher Cecil
Senior Manager

2020 TAX RETURN FILING INSTRUCTIONS

U.S. CORPORATION INCOME TAX RETURN

FOR THE YEAR ENDING

December 31, 2020

Prepared For:

Long Cove Club Owner's Association Inc.
399 Long Cove Dr
Hilton Head Island, SC 29928-6152

Prepared By:

RSM US LLP
1555 Palm Beach Lakes Blvd., Suite 700
West Palm Beach, FL 33401

To be Signed and Dated By:

The appropriate corporate officer(s).

Amount of Tax:

Total tax	\$	0
Less: payments and credits	\$	1,357
Plus: interest and penalties	\$	0
Overpayment	\$	1,357

Overpayment:

Credit to your estimated tax	\$	0
Refunded to you	\$	1,357

Make Check Payable To:

Not Applicable

Mail Tax Return and Check (if applicable) To:

This return has qualified for electronic filing. After you have reviewed the return for accuracy, please sign, date and return Form 8879-C to our office. We will transmit your return electronically to the IRS, and no further action is required.

Return Must be Mailed on or Before:

Return federal Form 8879-C to us by October 15, 2021.

Special Instructions:

Form **8879-C**

IRS e-file Signature Authorization for Form 1120

OMB No. 1545-0123

Department of the Treasury
Internal Revenue Service

For calendar year 2020, or tax year beginning _____, 2020, ending _____, 20__

2020

▶ Do not send to the IRS. Keep for your records.
▶ Go to www.irs.gov/Form8879C for the latest information.

Name of corporation **LONG COVE CLUB OWNER'S ASSOCIATION INC.** Employer identification number **** - *** 2304**

Part I Tax Return Information (Whole dollars only)	
1 Total income (Form 1120, line 11)	1 8,173,529.
2 Taxable income (Form 1120, line 30)	2 -36,480.
3 Total tax (Form 1120, line 31)	3
4 Amount owed (Form 1120, line 35)	4
5 Overpayment (Form 1120, line 36)	5 1,357.

Part II Declaration and Signature Authorization of Officer. Be sure to get a copy of the corporation's return.

Under penalties of perjury, I declare that I am an officer of the above corporation and that I have examined a copy of the corporation's 2020 electronic income tax return and accompanying schedules and statements and to the best of my knowledge and belief, it is true, correct, and complete. I further declare that the amounts in Part I above are the amounts shown on the copy of the corporation's electronic income tax return. I consent to allow my electronic return originator (ERO), transmitter, or intermediate service provider to send the corporation's return to the IRS and to receive from the IRS (a) an acknowledgement of receipt or reason for rejection of the transmission, (b) the reason for any delay in processing the return or refund, and (c) the date of any refund. If applicable, I authorize the U.S. Treasury and its designated Financial Agent to initiate an electronic funds withdrawal (direct debit) entry to the financial institution account indicated in the tax preparation software for payment of the corporation's federal taxes owed on this return, and the financial institution to debit the entry to this account. To revoke a payment, I must contact the U.S. Treasury Financial Agent at 1-888-353-4537 no later than 2 business days prior to the payment (settlement) date. I also authorize the financial institutions involved in the processing of the electronic payment of taxes to receive confidential information necessary to answer inquiries and resolve issues related to the payment. I have selected a personal identification number (PIN) as my signature for the corporation's electronic income tax return and, if applicable, the corporation's consent to electronic funds withdrawal.

Officer's PIN: check one box only

I authorize RSM US LLP to enter my PIN 12304
ERO firm name do not enter all zeros

as my signature on the corporation's 2020 electronically filed income tax return.

As an officer of the corporation, I will enter my PIN as my signature on the corporation's 2020 electronically filed income tax return.

Officer's signature _____ Date _____ Title **CFO**

Part III Certification and Authentication

ERO's EFIN/PIN. Enter your six-digit EFIN followed by your five-digit self-selected PIN. 60653153719
do not enter all zeros

I certify that the above numeric entry is my PIN, which is my signature on the 2020 electronically filed income tax return for the corporation indicated above. I confirm that I am submitting this return in accordance with the requirements of Pub. 3112, IRS e-file Application and Participation, and Pub. 4163, Modernized e-File (MeF) Information for Authorized IRS e-file Providers for Business Returns.

ERO's signature RSM US LLP Date 09/17/21

ERO Must Retain This Form - See Instructions
Do Not Submit This Form to the IRS Unless Requested To Do So

For Paperwork Reduction Act Notice, see instructions.

Form **8879-C** (2020)

LHA

Application for Automatic Extension of Time To File Certain Business Income Tax, Information, and Other Returns
 ▶ **File a separate application for each return.**
 ▶ **Go to www.irs.gov/Form7004 for instructions and the latest information.**

Print or Type	Name LONG COVE CLUB OWNER'S ASSOCIATION INC.	Identifying number ** - *** 2304
	Number, street, and room or suite no. (If P.O. box, see instructions.) 399 LONG COVE DR	
	City, town, state, and ZIP code (If a foreign address, enter city, province or state, and country (follow the country's practice for entering postal code).) HILTON HEAD ISLAND, SC 29928-6152	

Note: File request for extension by the due date of the return. See instructions before completing this form.

Part I Automatic Extension for Certain Business Income Tax, Information, and Other Returns. See instructions.

1 Enter the form code for the return listed below that this application is for 12

Application Is For:	Form Code	Application Is For:	Form Code
Form 706-GS(D)	01	Form 1120-ND (section 4951 taxes)	20
Form 706-GS(T)	02	Form 1120-PC	21
Form 1041 (bankruptcy estate only)	03	Form 1120-POL	22
Form 1041 (estate other than a bankruptcy estate)	04	Form 1120-REIT	23
Form 1041 (trust)	05	Form 1120-RIC	24
Form 1041-N	06	Form 1120S	25
Form 1041-QFT	07	Form 1120-SF	26
Form 1042	08	Form 3520-A	27
Form 1065	09	Form 8612	28
Form 1066	11	Form 8613	29
Form 1120	12	Form 8725	30
Form 1120-C	34	Form 8804	31
Form 1120-F	15	Form 8831	32
Form 1120-FSC	16	Form 8876	33
Form 1120-H	17	Form 8924	35
Form 1120-L	18	Form 8928	36
Form 1120-ND	19		

Part II All Filers Must Complete This Part

- 2 If the organization is a foreign corporation that does not have an office or place of business in the United States, check here ▶
- 3 If the organization is a corporation and is the common parent of a group that intends to file a consolidated return, check here ▶
 If checked, attach a statement listing the name, address, and employer identification number (EIN) for each member covered by this application.
- 4 If the organization is a corporation or partnership that qualifies under Regulations section 1.6081-5, check here ▶
- 5a The application is for calendar year 2020, or tax year beginning _____, and ending _____
- b **Short tax year.** If this tax year is less than 12 months, check the reason: Initial return Final return
 Change in accounting period Consolidated return to be filed Other (See instructions - attach explanation.)

6 Tentative total tax	6	0.
7 Total payments and credits. See instructions	7	1,357.
8 Balance due. Subtract line 7 from line 6. See instructions	8	0.

LHA For Privacy Act and Paperwork Reduction Act Notice, see separate instructions.

Department of the Treasury
Internal Revenue Service

For calendar year 2020 or tax year beginning _____, ending _____

2020

Go to www.irs.gov/Form1120 for instructions and the latest information.

- A** Check if:
- 1a Consolidated return (attach Form 851)
 - b Life/nonlife consolidated return
 - 2 Personal holding co. (attach Sch. PH)
 - 3 Personal service corp. (see instructions)
 - 4 Schedule M-3 attached

TYPE OR PRINT

Name
LONG COVE CLUB OWNER'S ASSOCIATION INC.

Number, street, and room or suite no. If a P.O. box, see instructions.
399 LONG COVE DR

City or town, state or province, country, and ZIP or foreign postal code
HILTON HEAD ISLAND, SC 29928-6152

B Employer identification number
**** - *** 2304**

C Date incorporated
04/14/1981

D Total assets (see instructions)
\$ 18,039,126.

E Check if: (1) Initial return (2) Final return (3) Name change (4) Address change

Income	1a Gross receipts or sales	1a	1,481,324.	1c	1,481,324.
	b Returns and allowances	1b			
	c Balance. Subtract line 1b from line 1a				
	2 Cost of goods sold (attach Form 1125-A)	2		882,605.	
	3 Gross profit. Subtract line 2 from line 1c	3		598,719.	
	4 Dividends and inclusions (Schedule C, line 23)	4			
	5 Interest	5	SEE STATEMENT 1	20,196.	
	6 Gross rents	6			
	7 Gross royalties	7			
	8 Capital gain net income (attach Schedule D (Form 1120))	8			
	9 Net gain or (loss) from Form 4797, Part II, line 17 (attach Form 4797)	9		-13,551.	
10 Other income (attach statement)	10	SEE STATEMENT 2	7,568,165.		
11 Total income. Add lines 3 through 10	11		8,173,529.		

Deductions (See instructions for limitations on deductions.)	12 Compensation of officers (attach Form 1125-E)	12		
	13 Salaries and wages (less employment credits)	13	4,573,088.	
	14 Repairs and maintenance	14		
	15 Bad debts	15		
	16 Rents	16		
	17 Taxes and licenses	17	SEE STATEMENT 3	63,695.
	18 Interest (see instructions)	18		
	19 Charitable contributions	19		
	20 Depreciation from Form 4562 not claimed on Form 1125-A or elsewhere on return (attach Form 4562)	20		1,213,642.
	21 Depletion	21		
	22 Advertising	22		
	23 Pension, profit-sharing, etc., plans	23		
	24 Employee benefit programs	24		936,656.
	25 Reserved for future use	25		
	26 Other deductions (attach statement)	26	SEE STATEMENT 4	1,422,928.
	27 Total deductions. Add lines 12 through 26	27		8,210,009.
	28 Taxable income before net operating loss deduction and special deductions. Subtract line 27 from line 11	28		-36,480.
29a Net operating loss deduction (see instructions)	29a	STATEMENT 5	0.	
b Special deductions (Schedule C, line 24)	29b			
c Add lines 29a and 29b	29c			

Tax, Refundable Credits, and Payments	30 Taxable income. Subtract line 29c from line 28. See instructions	30	-36,480.
	31 Total tax (Schedule J, Part I, line 11)	31	0.
	32 2020 net 965 tax liability paid (Schedule J, Part II, line 12)	32	
	33 Total payments, credits, and section 965 net tax liability (Schedule J, Part III, line 23)	33	1,357.
	34 Estimated tax penalty. See instructions. Check if Form 2220 is attached <input type="checkbox"/>	34	
	35 Amount owed. If line 33 is smaller than the total of lines 31, 32, and 34, enter amount owed	35	0.
	36 Overpayment. If line 33 is larger than the total of lines 31, 32, and 34, enter amount overpaid	36	1,357.
37 Enter amount from line 36 you want: Credited to 2021 estimated tax <input type="checkbox"/> Refunded <input checked="" type="checkbox"/>	37	1,357.	

Sign Here

Under penalties of perjury, I declare that I have examined this return, including accompanying schedules and statements, and to the best of my knowledge and belief, it is true, correct, and complete. Declaration of preparer (other than taxpayer) is based on all information of which preparer has any knowledge.

Signature of officer: _____ Date: _____ **CFO** Title

May the IRS discuss this return with the preparer shown below? Yes No

Paid Print/Type preparer's name: **CHRISTOPHER CECIL** Preparer's signature: _____ Date: _____ Check if self-employed PTIN: **P01877773**

Preparer Firm's name: **RSM US LLP** Firm's EIN: **** - *** 4325**

Use Only Firm's address: **1555 PALM BEACH LAKES BLVD., SUITE 700 WEST PALM BEACH, FL 33401** Phone no.: **561-712-4808**

Schedule C Dividends, Inclusions, and Special Deductions (see instructions)	(a) Dividends and inclusions	(b) %	(c) Special deductions (a) x (b)
1 Dividends from less-than-20%-owned domestic corporations (other than debt-financed stock)		50	
2 Dividends from 20%-or-more-owned domestic corporations (other than debt-financed stock)		65	
3 Dividends on certain debt-financed stock of domestic and foreign corporations		See Instructions	
4 Dividends on certain preferred stock of less-than-20%-owned public utilities		23.3	
5 Dividends on certain preferred stock of 20%-or-more-owned public utilities		26.7	
6 Dividends from less-than-20%-owned foreign corporations and certain FSCs		50	
7 Dividends from 20%-or-more-owned foreign corporations and certain FSCs		65	
8 Dividends from wholly owned foreign subsidiaries		100	
9 Subtotal. Add lines 1 through 8		See Instructions	
10 Dividends from domestic corporations received by a small business investment company operating under the Small Business Investment Act of 1958		100	
11 Dividends from affiliated group members		100	
12 Dividends from certain FSCs		100	
13 Foreign-source portion of dividends received from a specified 10%-owned foreign corporation (excluding hybrid dividends) (see instructions)		100	
14 Dividends from foreign corporations not included on line 3, 6, 7, 8, 11, 12, or 13 (including any hybrid dividends)			
15 Section 965(a) inclusion		See Instructions	
16a Subpart F inclusions derived from the sale by a controlled foreign corporation (CFC) of the stock of a lower-tier foreign corporation treated as a dividend (attach Form(s) 5471) (see instructions)		100	
b Subpart F inclusions derived from hybrid dividends of tiered corporations (attach Form(s) 5471) (see instructions)			
c Other inclusions from CFCs under subpart F not included on line 15, 16a, 16b, or 17 (attach Form(s) 5471) (see instructions)			
17 Global Intangible Low-Taxed Income (GILTI) (attach Form(s) 5471 and Form 8992)			
18 Gross-up for foreign taxes deemed paid			
19 IC -DISC and former DISC dividends not included on line 1, 2, or 3			
20 Other dividends			
21 Deduction for dividends paid on certain preferred stock of public utilities			
22 Section 250 deduction (attach Form 8993)			
23 Total dividends and inclusions. Add column (a), lines 9 through 20. Enter here and on page 1, line 4			
24 Total special deductions. Add column (c), lines 9 through 22. Enter here and on page 1, line 29b			

Schedule J Tax Computation and Payment (see instructions)

Part I - Tax Computation

1	Check if the corporation is a member of a controlled group (attach Schedule O (Form 1120))		
2	Income tax. See instructions	2	0.
3	Base erosion minimum tax amount (attach Form 8991)	3	
4	Add lines 2 and 3	4	0.
5a	Foreign tax credit (attach Form 1118)	5a	
b	Credit from Form 8834 (see instructions)	5b	
c	General business credit (attach Form 3800)	5c	
d	Credit for prior year minimum tax (attach Form 8827)	5d	
e	Bond credits from Form 8912	5e	
6	Total credits. Add lines 5a through 5e	6	
7	Subtract line 6 from line 4	7	0.
8	Personal holding company tax (attach Schedule PH (Form 1120))	8	
9a	Recapture of investment credit (attach Form 4255)	9a	
b	Recapture of low-income housing credit (attach Form 8611)	9b	
c	Interest due under the look-back method-completed long-term contracts (attach Form 8697)	9c	
d	Interest due under the look-back method-income forecast method (attach Form 8866)	9d	
e	Alternative tax on qualifying shipping activities (attach Form 8902)	9e	
f	Interest/tax due under Section 453A(c) and/or Section 453(l)	9f	
g	Other (see instructions - attach statement)	9g	
10	Total. Add lines 9a through 9g	10	
11	Total tax. Add lines 7, 8, and 10. Enter here and on page 1, line 31	11	0.

Part II - Section 965 Payments (see instructions)

12	2020 net 965 tax liability paid from Form 965-B, Part II, column (k), line 4. Enter here and on page 1, line 32	12	
----	---	----	--

Part III - Payments, Refundable Credits, and Section 965 Net Tax Liability

13	2019 overpayment credited to 2020	13	
14	2020 estimated tax payments	14	
15	2020 refund applied for on Form 4466	15	()
16	Combine lines 13, 14, and 15	16	
17	Tax deposited with Form 7004	17	
18	Withholding (see instructions)	18	
19	Total payments. Add lines 16, 17, and 18	19	
20	Refundable credits from:		
a	Form 2439	20a	
b	Form 4136	20b	1,357.
c	Reserved for future use	20c	
d	Other (attach statement - see instructions)	20d	
21	Total credits. Add lines 20a through 20d	21	1,357.
22	2020 net 965 tax liability from Form 965-B, Part I, column (d), line 4. See instructions	22	
23	Total payments, credits, and section 965 net tax liability. Add lines 19, 21, and 22. Enter here and on page 1, line 33	23	1,357.

Schedule K Other Information (see instructions)

1 Check accounting method: a Cash b Accrual c Other (specify) ▶ _____

2 See the instructions and enter the:

a Business activity code no. ▶ 531310

b Business activity ▶ HOMEOWNERS ASSOCIATI

c Product or service ▶ COMMON AREA MAINT

3 Is the corporation a subsidiary in an affiliated group or a parent-subsidiary controlled group? **X**
 If "Yes," enter name and EIN of the parent corporation ▶ _____

4 At the end of the tax year:

a Did any foreign or domestic corporation, partnership (including any entity treated as a partnership), trust, or tax-exempt organization own directly 20% or more, or own, directly or indirectly, 50% or more of the total voting power of all classes of the corporation's stock entitled to vote? If "Yes," complete Part I of Schedule G (Form 1120) (attach Schedule G) **X**

b Did any individual or estate own directly 20% or more, or own, directly or indirectly, 50% or more of the total voting power of all classes of the corporation's stock entitled to vote? If "Yes," complete Part II of Schedule G (Form 1120) (attach Schedule G) **X**

5 At the end of the tax year, did the corporation:

a Own directly 20% or more, or own, directly or indirectly, 50% or more of the total voting power of all classes of stock entitled to vote of any foreign or domestic corporation not included on **Form 851**, Affiliations Schedule? For rules of constructive ownership, see instructions **X**
 If "Yes," complete (i) through (iv) below.

(i) Name of Corporation	(ii) Employer Identification Number (if any)	(iii) Country of Incorporation	(iv) Percentage Owned in Voting Stock

b Own directly an interest of 20% or more, or own, directly or indirectly, an interest of 50% or more in any foreign or domestic partnership (including an entity treated as a partnership) or in the beneficial interest of a trust? For rules of constructive ownership, see instructions **X**
 If "Yes," complete (i) through (iv) below.

(i) Name of Entity	(ii) Employer Identification Number (if any)	(iii) Country of Organization	(iv) Maximum Percentage Owned in Profit, Loss, or Capital

6 During this tax year, did the corporation pay dividends (other than stock dividends and distributions in exchange for stock) in excess of the corporation's current and accumulated earnings and profits? See sections 301 and 316 **X**
 If "Yes," file **Form 5452**, Corporate Report of Nondividend Distributions. See the instructions for Form 5452.
 If this is a consolidated return, answer here for the parent corporation and on Form 851 for each subsidiary.

7 At any time during the tax year, did one foreign person own, directly or indirectly, at least 25% of the total voting power of all classes of the corporation's stock entitled to vote or at least 25% of the total value of all classes of the corporation's stock? **X**
 For rules of attribution, see section 318. If "Yes," enter:
 (a) Percentage owned ▶ _____ and (b) Owner's country ▶ _____
 (c) The corporation may have to file **Form 5472**, Information Return of a 25% Foreign-Owned U.S. Corporation or a Foreign Corporation Engaged in a U.S. Trade or Business. Enter the number of Forms 5472 attached ▶ _____

8 Check this box if the corporation issued publicly offered debt instruments with original issue discount
 If checked, the corporation may have to file **Form 8281**, Information Return for Publicly Offered Original Issue Discount Instruments.

9 Enter the amount of tax-exempt interest received or accrued during the tax year ▶ \$ _____

10 Enter the number of shareholders at the end of the tax year (if 100 or fewer) ▶ _____

11 If the corporation has an NOL for the tax year and is electing to forego the carryback period, check here
 If the corporation is filing a consolidated return, the statement required by Regulations section 1.1502-21(b)(3) must be attached or the election will not be valid.

12 Enter the available NOL carryover from prior tax years (do not reduce it by any deduction reported on page 1, line 29a.) ▶ \$ **4,119,272.**

Schedule K Other Information (continued from page 4)

	Yes	No
13 Are the corporation's total receipts (page 1, line 1a, plus lines 4 through 10) for the tax year and its total assets at the end of the tax year less than \$250,000? If "Yes," the corporation is not required to complete Schedules L, M-1, and M-2. Instead, enter the total amount of cash distributions and the book value of property distributions (other than cash) made during the tax year ► \$ _____		X
14 Is the corporation required to file Schedule UTP (Form 1120), Uncertain Tax Position Statement? See instructions If "Yes," complete and attach Schedule UTP.		X
15a Did the corporation make any payments in 2020 that would require it to file Form(s) 1099?	X	
b If "Yes," did or will the corporation file required Form(s) 1099?	X	
16 During this tax year, did the corporation have an 80%-or-more change in ownership, including a change due to redemption of its own stock?		X
17 During or subsequent to this tax year, but before the filing of this return, did the corporation dispose of more than 65% (by value) of its assets in a taxable, non-taxable, or tax deferred transaction?		X
18 Did the corporation receive assets in a section 351 transfer in which any of the transferred assets had a fair market basis or fair market value of more than \$1 million?		X
19 During the corporation's tax year, did the corporation make any payments that would require it to file Forms 1042 and 1042-S under chapter 3 (sections 1441 through 1464) or chapter 4 (sections 1471 through 1474) of the Code?		X
20 Is the corporation operating on a cooperative basis?		X
21 During the tax year, did the corporation pay or accrue any interest or royalty for which the deduction is not allowed under section 267A? See instructions If "Yes," enter the total amount of the disallowed deductions ► \$ _____		X
22 Does the corporation have gross receipts of at least \$500 million in any of the 3 preceding tax years? (See sections 59A(e)(2) and (3)) If "Yes," complete and attach Form 8991.		X
23 Did the corporation have an election under section 163(j) for any real property trade or business or any farming business in effect during the tax year? See instructions		X
24 Does the corporation satisfy one or more of the following? See instructions		X
a The corporation owns a pass-through entity with current, or prior year carryover, excess business interest expense.		
b The corporation's aggregate average annual gross receipts (determined under section 448(c)) for the 3 tax years preceding the current tax year are more than \$26 million and the corporation has business interest expense.		
c The corporation is a tax shelter and the corporation has business interest expense. If "Yes," complete and attach Form 8990.		
25 Is the corporation attaching Form 8996 to certify as a Qualified Opportunity Fund?		X
If "Yes," enter amount from Form 8996, line 15 ► \$ _____		
26 Since December 22, 2017, did a foreign corporation directly or indirectly acquire substantially all of the properties held directly or indirectly by the corporation, and was the ownership percentage (by vote or value) for purposes of section 7874 greater than 50% (for example, the shareholders held more than 50% of the stock of the foreign corporation)? If "Yes," list the ownership percentage by vote and by value. See instructions		X
Percentage: By Vote		
By Value		

Schedule L Balance Sheets per Books	Beginning of tax year		End of tax year	
	(a)	(b)	(c)	(d)
Assets				
1 Cash		1,427,689.		2,485,275.
2a Trade notes and accounts receivable	333,071.		193,599.	
b Less allowance for bad debts	(48,971.)	284,100.	(0.)	193,599.
3 Inventories		165,697.		171,250.
4 U.S. government obligations				
5 Tax-exempt securities				
6 Other current assets (att. stmt.) STMT 6		253,616.		204,318.
7 Loans to shareholders				
8 Mortgage and real estate loans				
9 Other investments (att. stmt.)				
10a Buildings and other depreciable assets	28,541,736.		28,442,526.	
b Less accumulated depreciation	(14,757,995.)	13,783,741.	(16,272,885.)	12,169,641.
11a Depletable assets				
b Less accumulated depletion	()		()	
12 Land (net of any amortization)		2,187,628.		2,792,790.
13a Intangible assets (amortizable only)				
b Less accumulated amortization	()		()	
14 Other assets (att. stmt.) STMT 7		131,060.		22,253.
15 Total assets		18,233,531.		18,039,126.
Liabilities and Shareholders' Equity				
16 Accounts payable		696,221.		382,895.
17 Mortgages, notes, bonds payable in less than 1 year		383,053.		0.
18 Other current liabilities (att. stmt.) STMT 8		281,605.		348,002.
19 Loans from shareholders				
20 Mortgages, notes, bonds payable in 1 year or more		410,125.		302,049.
21 Other liabilities (att. stmt.)				
22 Capital stock: a Preferred stock				
b Common stock				
23 Additional paid-in capital		8,666,869.		10,715,269.
24 Retained earnings - Appropriated (attach statement)				
25 Retained earnings - Unappropriated		7,795,658.		6,290,911.
26 Adjustments to shareholders' equity (attach statement)				
27 Less cost of treasury stock		()		()
28 Total liabilities and shareholders' equity		18,233,531.		18,039,126.

Schedule M-1 Reconciliation of Income (Loss) per Books With Income per Return

Note: The corporation may be required to file Schedule M-3. See instructions.

1 Net income (loss) per books		7	Income recorded on books this year not included on this return (itemize):	
2 Federal income tax per books			Tax-exempt interest \$ _____	
3 Excess of capital losses over capital gains			_____	
4 Income subject to tax not recorded on books this year (itemize): _____				
5 Expenses recorded on books this year not deducted on this return (itemize):		8	Deductions on this return not charged against book income this year (itemize):	
a Depreciation \$ _____			a Depreciation \$ _____	
b Charitable contributions \$ _____			b Charitable contributions \$ _____	
c Travel and entertainment \$ _____			_____	
6 Add lines 1 through 5		9	Add lines 7 and 8	
		10	Income (page 1, line 28) - line 6 less line 9	

Schedule M-2 Analysis of Unappropriated Retained Earnings per Books (Schedule L, Line 25)

1 Balance at beginning of year	7,795,658.	5	Distributions: a Cash	
2 Net income (loss) per books	-1,504,747.		b Stock	
3 Other increases (itemize): _____			c Property	
		6	Other decreases (itemize): _____	
		7	Add lines 5 and 6	
4 Add lines 1, 2, and 3	6,290,911.	8	Balance at end of year (line 4 less line 7)	6,290,911.

Cost of Goods Sold

(Rev. November 2018)

▶ Attach to Form 1120, 1120-C, 1120-F, 1120S, or 1065.

OMB No. 1545-0123

Department of the Treasury
Internal Revenue Service

▶ Go to www.irs.gov/Form1125A for the latest information.

Name **LONG COVE CLUB OWNER'S ASSOCIATION INC.** Employer identification number **** - *** 2304**

1	Inventory at beginning of year	1	165,697.
2	Purchases	2	888,158.
3	Cost of labor	3	
4	Additional section 263A costs (attach schedule)	4	
5	Other costs (attach schedule)	5	
6	Total. Add lines 1 through 5	6	1,053,855.
7	Inventory at end of year	7	171,250.
8	Cost of goods sold. Subtract line 7 from line 6. Enter here and on Form 1120, page 1, line 2 or the appropriate line of your tax return. See instructions	8	882,605.

- 9 a** Check all methods used for valuing closing inventory:
- (i) Cost
 - (ii) Lower of cost or market
 - (iii) Other (Specify method used and attach explanation) ▶ _____
- b** Check if there was a writedown of subnormal goods ▶
- c** Check if the LIFO inventory method was adopted this tax year for any goods (if checked, attach Form 970) ▶
- d** If the LIFO inventory method was used for this tax year, enter amount of closing inventory computed under LIFO **9d** _____
- e** If property is produced or acquired for resale, do the rules of Section 263A apply to the entity? See instructions Yes No
- f** Was there any change in determining quantities, cost, or valuations between opening and closing inventory? Yes No
If "Yes," attach explanation.

For Paperwork Reduction Act Notice, see separate instructions.

Form 1125-A (Rev. 11-2018)

Credit for Federal Tax Paid on Fuels

▶ Go to www.irs.gov/Form4136 for instructions and the latest information.

Name (as shown on your income tax return)

Taxpayer identification number

LONG COVE CLUB OWNER'S ASSOCIATION INC.

**** - ***2304**

Caution: Claimant has the name and address of the person who sold the fuel to the claimant and the dates of purchase. For claims on lines 1c and 2b (type of use 13 or 14), 3d, 4c, and 5, claimant has not waived the right to make the claim. For claims on lines 1c and 2b (type of use 13 or 14), claimant certifies that a certificate has not been provided to the credit card issuer. See instructions for kerosene used in commercial aviation from March 28, 2020, through December 31, 2020.

1 Nontaxable Use of Gasoline

Note: CRN is credit reference number.

	(a) Type of use	(b) Rate	(c) Gallons	(d) Amount of credit	(e) CRN
a	Off-highway business use	\$.183	7,415	\$ 1,357.	362
b	Use on a farm for farming purposes	.183			
c	Other nontaxable use (see Caution above line 1)	.183			
d	Exported	.184			

2 Nontaxable Use of Aviation Gasoline

	(a) Type of use	(b) Rate	(c) Gallons	(d) Amount of credit	(e) CRN
a	Use in commercial aviation (other than foreign trade)	\$.15		\$	354
b	Other nontaxable use (see Caution above line 1)	.193			324
c	Exported	.194			412
d	LUST tax on aviation fuels used in foreign trade	.001			433

3 Nontaxable Use of Undyed Diesel Fuel

Claimant certifies that the diesel fuel did not contain visible evidence of dye.

Exception. If any of the diesel fuel included in this claim **did** contain visible evidence of dye, attach an explanation and check here

	(a) Type of use	(b) Rate	(c) Gallons	(d) Amount of credit	(e) CRN
a	Nontaxable use	\$.243		\$	360
b	Use on a farm for farming purposes	.243			
c	Use in trains	.243			
d	Use in certain intercity and local buses (see Caution above line 1)	.17			350
e	Exported	.244			413

4 Nontaxable Use of Undyed Kerosene (Other Than Kerosene Used in Aviation)

Claimant certifies that the kerosene did not contain visible evidence of dye.

Exception. If any of the kerosene included in this claim **did** contain visible evidence of dye, attach an explanation and check here

	(a) Type of use	(b) Rate	(c) Gallons	(d) Amount of credit	(e) CRN
a	Nontaxable use taxed at \$.244	\$.243		\$	346
b	Use on a farm for farming purposes	.243			
c	Use in certain intercity and local buses (see Caution above line 1)	.17			347
d	Exported	.244			414
e	Nontaxable use taxed at \$.044	.043			377
f	Nontaxable use taxed at \$.219	.218			369

LHA For Paperwork Reduction Act Notice, see the separate instructions.

Form **4136** (2020)

5 Kerosene Used in Aviation (see **Caution** above line 1)

	(a) Type of use	(b) Rate	(c) Gallons	(d) Amount of credit	(e) CRN
a	Kerosene used in commercial aviation (other than foreign trade) taxed at \$.244	\$.200		\$	417
b	Kerosene used in commercial aviation (other than foreign trade) taxed at \$.219	.175			355
c	Nontaxable use (other than use by state or local government) taxed at \$.244	.243			346
d	Nontaxable use (other than use by state or local government) taxed at \$.219	.218			369
e	LUST tax on aviation fuels used in foreign trade	.001			433

6 Sales by Registered Ultimate Vendors of Undyed Diesel Fuel

Registration No. ▶

Claimant certifies that it sold the diesel fuel at a tax-excluded price, repaid the amount of tax to the buyer, or has obtained the written consent of the buyer to make the claim. Claimant certifies that the diesel fuel did not contain visible evidence of dye.

Exception. If any of the diesel fuel included in this claim **did** contain visible evidence of dye, attach an explanation and check here

	(b) Rate	(c) Gallons	(d) Amount of credit	(e) CRN
a	Use by a state or local government	\$.243	\$	360
b	Use in certain intercity and local buses	.17		350

7 Sales by Registered Ultimate Vendors of Undyed Kerosene (Other Than Kerosene For Use in Aviation)

Registration No. ▶

Claimant certifies that it sold the kerosene at a tax-excluded price, repaid the amount of tax to the buyer, or has obtained the written consent of the buyer to make the claim. Claimant certifies that the kerosene did not contain visible evidence of dye.

Exception. If any of the kerosene included in this claim **did** contain visible evidence of dye, attach an explanation and check here

	(b) Rate	(c) Gallons	(d) Amount of credit	(e) CRN
a	Use by a state or local government	\$.243	\$	346
b	Sales from a blocked pump	.243		
c	Use in certain intercity and local buses	.17		

8 Sales by Registered Ultimate Vendors of Kerosene For Use in Aviation (see **Caution** above line 1)

Registration No. ▶

Claimant sold the kerosene for use in aviation at a tax-excluded price and has not collected the amount of tax from the buyer, repaid the amount of tax to the buyer, or has obtained the written consent of the buyer to make the claim. See the instructions for additional information to be submitted.

	(a) Type of use	(b) Rate	(c) Gallons	(d) Amount of credit	(e) CRN
a	Use in commercial aviation (other than foreign trade) taxed at \$.219	\$.175		\$	355
b	Use in commercial aviation (other than foreign trade) taxed at \$.244	.200			417
c	Nonexempt use in noncommercial aviation	.025			418
d	Other nontaxable uses taxed at \$.244	.243			346
e	Other nontaxable uses taxed at \$.219	.218			369
f	LUST tax on aviation fuels used in foreign trade	.001			433

9 Reserved for future use

Registration No. ▶

	(b) Rate	(c) Gallons of alcohol	(d) Amount of credit	(e) CRN
a Reserved for future use			\$	
b Reserved for future use				

10 Biodiesel or Renewable Diesel Mixture Credit

Registration No. ▶

Biodiesel mixtures. Claimant produced a mixture by mixing biodiesel with diesel fuel. The biodiesel used to produce the mixture met ASTM D6751 and met EPA's registration requirements for fuels and fuel additives. The mixture was sold by the claimant to any person for use as a fuel or was used as a fuel by the claimant. Claimant has attached the Certificate for Biodiesel and, if applicable, the Statement of Biodiesel Reseller. **Renewable diesel mixtures.** Claimant produced a mixture by mixing renewable diesel with liquid fuel (other than renewable diesel). The renewable diesel used to produce the renewable diesel mixture was derived from biomass, met EPA's registration requirements for fuels and fuel additives, and met ASTM D975, D396, or other equivalent standard approved by the IRS. The mixture was sold by the claimant to any person for use as a fuel or was used as a fuel by the claimant. Claimant has attached the Certificate for Biodiesel and, if applicable, Statement of Biodiesel Reseller, both of which have been edited as discussed in the instructions for line 10. See the instructions for line 10 for information about renewable diesel used in aviation.

	(b) Rate	(c) Gallons of biodiesel or renewable diesel	(d) Amount of credit	(e) CRN
a Biodiesel (other than agri-biodiesel) mixtures	\$ 1.00		\$	388
b Agri-biodiesel mixtures	1.00			390
c Renewable diesel mixtures	1.00			307

11 Nontaxable Use of Alternative Fuel

Caution: There is a reduced credit rate for use in certain intercity and local buses (type of use 5). See instructions.

	(a) Type of use	(b) Rate	(c) Gallons, or gasoline or diesel gallon equivalents	(d) Amount of credit	(e) CRN
a Liquefied petroleum gas (LPG)		\$.183		\$	419
b "P Series" fuels		.183			420
c Compressed natural gas (CNG)		.183			421
d Liquefied hydrogen		.183			422
e Fischer-Tropsch process liquid fuel from coal (including peat)		.243			423
f Liquid fuel derived from biomass		.243			424
g Liquefied natural gas (LNG)		.243			425
h Liquefied gas derived from biomass		.183			435

12 Alternative Fuel Credit

Registration No. ▶

	(b) Rate	(c) Gallons, or gasoline or diesel gallon equivalents	(d) Amount of credit	(e) CRN
a Liquefied petroleum gas (LPG) (see instructions)	\$.50		\$	426
b "P Series" fuels	.50			427
c Compressed natural gas (CNG) (see instructions)	.50			428
d Liquefied hydrogen	.50			429
e Fischer-Tropsch process liquid fuel from coal (including peat)	.50			430
f Liquid fuel derived from biomass	.50			431
g Liquefied natural gas (LNG) (see instructions)	.50			432
h Liquefied gas derived from biomass	.50			436
i Compressed gas derived from biomass	.50			437

13 Registered Credit Card Issuers

	(b) Rate	(c) Gallons	(d) Amount of credit	(e) CRN
a Diesel fuel sold for the exclusive use of a state or local government	\$.243		\$	360
b Kerosene sold for the exclusive use of a state or local government	.243			346
c Kerosene for use in aviation sold for the exclusive use of a state or local government taxed at \$.219	.218			369

14 Nontaxable Use of a Diesel-Water Fuel Emulsion

Caution: There is a reduced credit rate for use in certain intercity and local buses (type of use 5). See instructions.

	(a) Type of use	(b) Rate	(c) Gallons	(d) Amount of credit	(e) CRN
a Nontaxable use		\$.197		\$	309
b Exported		.198			306

15 Diesel-Water Fuel Emulsion Blending

	(b) Rate	(c) Gallons	(d) Amount of credit	(e) CRN
Blender credit	\$.046		\$	310

16 Exported Dyed Fuels and Exported Gasoline Blendstocks

	(b) Rate	(c) Gallons	(d) Amount of credit	(e) CRN
a Exported dyed diesel fuel and exported gasoline blendstocks taxed at \$.001	\$.001		\$	415
b Exported dyed kerosene	.001			416

17 Total income tax credit claimed. Add lines 1 through 16, column (d). Enter here and on Schedule 3 (Form 1040), line 11; Form 1120, Schedule J, line 20b; Form 1120-S, line 23c; Form 1041, Schedule G, line 16b; or the proper line of other returns

17	\$	1,357.
-----------	----	---------------

General Business Credit

▶ Go to www.irs.gov/Form3800 for instructions and the latest information.
 ▶ You must attach all pages of Form 3800, pages 1, 2, and 3, to your tax return.

Identifying number
**** - *** 2304**

LONG COVE CLUB OWNER'S ASSOCIATION INC.

Part I Current Year Credit for Credits Not Allowed Against Tentative Minimum Tax (TMT)
 (See instructions and complete Part(s) III before Parts I and II.)

1	General business credit from line 2 of all Parts III with box A checked	1	0.
2	Passive activity credits from line 2 of all Parts III with box B checked	2	
3	Enter the applicable passive activity credits allowed for 2020. See instructions	3	
4	Carryforward of general business credit to 2020. Enter the amount from line 2 of Part III with box C checked. See instructions for statement to attach	4	
	Check this box if the carryforward was changed or revised from the original reported amount		<input type="checkbox"/>
5	Carryback of general business credit from 2021. Enter the amount from line 2 of Part III with box D checked	5	
6	Add lines 1, 3, 4, and 5	6	

Part II Allowable Credit

Regular tax before credits:			
•	Individuals. Enter the sum of the amounts from Form 1040, 1040-SR, or 1040-NR, line 16, and Schedule 2 (Form 1040), line 2	}	0.
•	Corporations. Enter the amount from Form 1120, Schedule J, Part I, line 2; or the applicable line of your return		
•	Estates and trusts. Enter the sum of the amounts from Form 1041, Schedule G, lines 1a and 1b; or the amount from the applicable line of your return		
8	Alternative minimum tax:		
•	Individuals. Enter the amount from Form 6251, line 11	}	0.
•	Corporations. Enter -0-		
•	Estates and trusts. Enter the amount from Schedule I (Form 1041), line 54		
9	Add lines 7 and 8	9	0.
10a	Foreign tax credit	10a	
b	Certain allowable credits (see instructions)	10b	
c	Add lines 10a and 10b	10c	
11	Net income tax. Subtract line 10c from line 9. If zero, skip lines 12 through 15 and enter -0- on line 16	11	0.
12	Net regular tax. Subtract line 10c from line 7. If zero or less, enter -0-	12	0.
13	Enter 25% (0.25) of the excess, if any, of line 12 over \$25,000. See instructions	13	
14	Tentative minimum tax:		
•	Individuals. Enter the amount from Form 6251, line 9	}	
•	Corporations. Enter -0-		
•	Estates and trusts. Enter the amount from Schedule I (Form 1041), line 52		
15	Enter the greater of line 13 or line 14	15	
16	Subtract line 15 from line 11. If zero or less, enter -0-	16	
17	Enter the smaller of line 6 or line 16	17	
C corporations: See the line 17 instructions if there has been an ownership change, acquisition, or reorganization.			

LHA For Paperwork Reduction Act Notice, see separate instructions.

Part II Allowable Credit (continued)

Note: If you are not required to report any amounts on line 22 or 24 below, skip lines 18 through 25 and enter -0- on line 26.

18	Multiply line 14 by 75% (0.75). See instructions	18	
19	Enter the greater of line 13 or line 18	19	
20	Subtract line 19 from line 11. If zero or less, enter -0-	20	
21	Subtract line 17 from line 20. If zero or less, enter -0-	21	
22	Combine the amounts from line 3 of all Parts III with box A, C, or D checked	22	
23	Passive activity credit from line 3 of all Parts III with box B checked	23	
24	Enter the applicable passive activity credit allowed for 2020. See instructions	24	
25	Add lines 22 and 24	25	
26	Empowerment zone and renewal community employment credit allowed. Enter the smaller of line 21 or line 25	26	
27	Subtract line 13 from line 11. If zero or less, enter -0-	27	0.
28	Add lines 17 and 26	28	0.
29	Subtract line 28 from line 27. If zero or less, enter -0-	29	0.
30	Enter the general business credit from line 5 of all Parts III with box A checked	30	343.
31	Reserved	31	
32	Passive activity credits from line 5 of all Parts III with box B checked	32	
33	Enter the applicable passive activity credits allowed for 2020. See instructions	33	
34	Carryforward of business credit to 2020. Enter the amount from line 5 of Part III with box C checked and line 6 of Part III with box G checked. See instructions for statement to attach	34	5,122.
	Check this box if the carryforward was changed or revised from the original reported amount		<input type="checkbox"/>
35	Carryback of business credit from 2021. Enter the amount from line 5 of Part III with box D checked. See instructions	35	
36	Add lines 30, 33, 34, and 35	36	5,465.
37	Enter the smaller of line 29 or line 36	37	0.
38	Credit allowed for the current year. Add lines 28 and 37. Report the amount from line 38 (if smaller than the sum of Part I, line 6, and Part II, lines 25 and 36, see instructions) as indicated below or on the applicable line of your return. <ul style="list-style-type: none"> • Individuals. Schedule 3 (Form 1040), line 6 • Corporations. Form 1120, Schedule J, Part I, line 5c • Estates and trusts. Form 1041, Schedule G, line 2b 	38	0.

Name(s) shown on return

Identifying number

LONG COVE CLUB OWNER'S ASSOCIATION INC.

**** - ***2304**

Part III General Business Credits or Eligible Small Business Credits (see instructions)

Complete a separate Part III for each box checked below. See instructions.

- A** General Business Credit From a Non-Passive Activity
- B** General Business Credit From a Passive Activity
- C** General Business Credit Carryforwards
- D** General Business Credit Carrybacks
- E** Reserved
- F** Reserved
- G** Eligible Small Business Credit Carryforwards
- H** Reserved

I If you are filing more than one Part III with box A or B checked, complete and attach first an additional Part III combining amounts from all Parts III with box A or B checked. Check here if this is the consolidated Part III

(a) Description of credit	(b) Enter EIN if claiming the credit from a pass-through entity.	(c) Enter the appropriate amount.
1a Investment (Form 3468, Part II only) (attach Form 3468)		
b Reserved		
c Increasing research activities (Form 6765)		
d Low-income housing (Form 8586, Part I only)		
e Disabled access (Form 8826)*		
f Renewable electricity, refined coal, and Indian coal production (Form 8835)		
g Indian employment (Form 8845)		
h Orphan drug (Form 8820)		
i New markets (Form 8874)		
j Small employer pension plan startup costs and auto-enrollment (Form 8881)		
k Employer-provided child care facilities and services (Form 8882)*		
l Biodiesel and renewable diesel fuels (attach Form 8864)		
m Low sulfur diesel fuel production (Form 8896)		
n Distilled spirits (Form 8906)		
o Nonconventional source fuel (carryforward only)		
p Energy efficient home (Form 8908)		
q Energy efficient appliance (carryforward only)		
r Alternative motor vehicle (Form 8910)		
s Alternative fuel vehicle refueling property (Form 8911)		
t Enhanced oil recovery credit (carryforward only)		
u Mine rescue team training (Form 8923)		
v Agricultural chemicals security (carryforward only)		
w Employer differential wage payments (Form 8932)		
x Carbon oxide sequestration (Form 8933)		
y Qualified plug-in electric drive motor vehicle (Form 8936)		
z Qualified plug-in electric vehicle (carryforward only)		
aa Employee retention (Form 5884-A)		
bb General credits from an electing large partnership (carryforward only)		
zz Other. Oil and gas production from marginal wells (Form 8904) and certain other credits (see instructions)		
2 Add lines 1a through 1zz and enter here and on the applicable line of Part I		
3 Enter the amount from Form 8844 here and on the applicable line of Part II		
4a Investment (Form 3468, Part III) (attach Form 3468)		
b Work opportunity (Form 5884)		
c Biofuel producer (Form 6478)		
d Low-income housing (Form 8586, Part II)		
e Renewable electricity, refined coal, and Indian coal production (Form 8835)		
f Employer social security and Medicare taxes paid on certain employee tips (Form 8846)		343.
g Qualified railroad track maintenance (Form 8900)		
h Small employer health insurance premiums (Form 8941)		
i Increasing research activities (Form 6765)		
j Employer credit for paid family and medical leave (Form 8994)		
z Other		
5 Add lines 4a through 4z and enter here and on the applicable line of Part II		343.
6 Add lines 2, 3, and 5 and enter here and on the applicable line of Part II		343.

* See instructions for limitation on this credit.

Name(s) shown on return

Identifying number

LONG COVE CLUB OWNER'S ASSOCIATION INC.

**** - ***2304**

Part III General Business Credits or Eligible Small Business Credits (see instructions)

Complete a separate Part III for each box checked below. See instructions.

- A General Business Credit From a Non-Passive Activity
- B General Business Credit From a Passive Activity
- C General Business Credit Carryforwards
- D General Business Credit Carrybacks
- E Reserved
- F Reserved
- G Eligible Small Business Credit Carryforwards
- H Reserved

I If you are filing more than one Part III with box A or B checked, complete and attach first an additional Part III combining amounts from all Parts III with box A or B checked. Check here if this is the consolidated Part III

(a) Description of credit	(b) Enter EIN if claiming the credit from a pass-through entity.	(c) Enter the appropriate amount.
1a Investment (Form 3468, Part II only) (attach Form 3468)		
b Reserved		
c Increasing research activities (Form 6765)		
d Low-income housing (Form 8586, Part I only)		
e Disabled access (Form 8826)*		
f Renewable electricity, refined coal, and Indian coal production (Form 8835)		
g Indian employment (Form 8845)		
h Orphan drug (Form 8820)		
i New markets (Form 8874)		
j Small employer pension plan startup costs and auto-enrollment (Form 8881)		
k Employer-provided child care facilities and services (Form 8882)*		
l Biodiesel and renewable diesel fuels (attach Form 8864)		
m Low sulfur diesel fuel production (Form 8896)		
n Distilled spirits (Form 8906)		
o Nonconventional source fuel (carryforward only)		
p Energy efficient home (Form 8908)		
q Energy efficient appliance (carryforward only)		
r Alternative motor vehicle (Form 8910)		
s Alternative fuel vehicle refueling property (Form 8911)		
t Enhanced oil recovery credit (carryforward only)		
u Mine rescue team training (Form 8923)		
v Agricultural chemicals security (carryforward only)		
w Employer differential wage payments (Form 8932)		
x Carbon oxide sequestration (Form 8933)		
y Qualified plug-in electric drive motor vehicle (Form 8936)		
z Qualified plug-in electric vehicle (carryforward only)		
aa Employee retention (Form 5884-A)		
bb General credits from an electing large partnership (carryforward only)		
zz Other. Oil and gas production from marginal wells (Form 8904) and certain other credits (see instructions)		
2 Add lines 1a through 1zz and enter here and on the applicable line of Part I		
3 Enter the amount from Form 8844 here and on the applicable line of Part II		
4a Investment (Form 3468, Part III) (attach Form 3468)		
b Work opportunity (Form 5884)		
c Biofuel producer (Form 6478)		
d Low-income housing (Form 8586, Part II)		
e Renewable electricity, refined coal, and Indian coal production (Form 8835)		
f Employer social security and Medicare taxes paid on certain employee tips (Form 8846)		5,122.
g Qualified railroad track maintenance (Form 8900)		
h Small employer health insurance premiums (Form 8941)		
i Increasing research activities (Form 6765)		
j Employer credit for paid family and medical leave (Form 8994)		
z Other		
5 Add lines 4a through 4z and enter here and on the applicable line of Part II		5,122.
6 Add lines 2, 3, and 5 and enter here and on the applicable line of Part II		5,122.

* See instructions for limitation on this credit.

**SCHEDULE B
(Form 1120)**

(Rev. December 2018)
Department of the Treasury
Internal Revenue Service

**Additional Information for
Schedule M-3 Filers**

▶ Attach to Form 1120.

▶ Go to www.irs.gov/Form1120 for the latest information.

OMB No. 1545-0123

Name LONG COVE CLUB OWNER'S ASSOCIATION INC.	Employer identification number (EIN) **-***2304
--	---

		Yes	No
1 Does any amount reported on Schedule M-3 (Form 1120), Part II, line 9 or 10, column (d), reflect allocations to this corporation from a partnership of income, gain, loss, deduction, or credit that are disproportionate to this corporation's capital contribution to the partnership or its ratio for sharing other items of the partnership?	<input type="checkbox"/>	<input type="checkbox"/>	<input checked="" type="checkbox"/>
2 At any time during the tax year, did the corporation sell, exchange, or transfer any interest in an intangible asset to a related person as defined in section 267(b)?	<input type="checkbox"/>	<input type="checkbox"/>	<input checked="" type="checkbox"/>
3 At any time during the tax year, did the corporation acquire any interest in an intangible asset from a related person as defined in section 267(b)?	<input type="checkbox"/>	<input type="checkbox"/>	<input checked="" type="checkbox"/>
4a During the tax year, did the corporation enter into a cost-sharing arrangement with any related foreign party on whose behalf the corporation did not file Form 5471, Information Return of U.S. Persons With Respect To Certain Foreign Corporations?	<input type="checkbox"/>	<input type="checkbox"/>	<input checked="" type="checkbox"/>
b At any time during the tax year, was the corporation a participant in a cost-sharing arrangement with any related foreign party on whose behalf the corporation did not file Form 5471?	<input type="checkbox"/>	<input type="checkbox"/>	<input checked="" type="checkbox"/>
5 At any time during the tax year, did the corporation make any change in accounting principle for financial accounting purposes? See instructions for the definition of "change in accounting principle"	<input type="checkbox"/>	<input type="checkbox"/>	<input checked="" type="checkbox"/>
6 At any time during the tax year, did the corporation make any change in a method of accounting for U.S. income tax purposes?	<input type="checkbox"/>	<input type="checkbox"/>	<input checked="" type="checkbox"/>
7 At any time during the tax year, did the corporation own any voluntary employees' beneficiary association (VEBA) trusts that were used to hold funds designated for employee benefits?	<input type="checkbox"/>	<input type="checkbox"/>	<input checked="" type="checkbox"/>
8 At any time during the tax year, did the corporation use an allocation method for indirect costs capitalized to self-constructed assets that varied from its financial method of accounting?	<input type="checkbox"/>	<input type="checkbox"/>	<input checked="" type="checkbox"/>
9 At any time during the tax year, did the corporation treat for tax purposes indirect costs, as defined in Regulations sections 1.263A-1(e)(3)(ii)(F), (G), and (H), as mixed-service costs, as defined in Regulations section 1.263A-1(e)(4)(ii)(C)?	<input type="checkbox"/>	<input type="checkbox"/>	<input checked="" type="checkbox"/>
10 Did the corporation, under section 118 or 362(c) and the related regulations, take a return filing position characterizing any amount as a contribution to the capital of the corporation during the tax year by any nonshareholders? Amounts so characterized may include, without limitation, incentives, inducements, money, and property	<input type="checkbox"/>	<input type="checkbox"/>	<input checked="" type="checkbox"/>

For Paperwork Reduction Act Notice, see the Instructions for Form 1120.

Schedule B (Form 1120) (Rev. 12-2018)

**SCHEDULE M-3
(Form 1120)**

(Rev. December 2019)

Department of the Treasury
Internal Revenue Service

**Net Income (Loss) Reconciliation for Corporations
With Total Assets of \$10 Million or More**

OMB No. 1545-0123

▶ Attach to Form 1120 or 1120-C.

▶ Go to www.irs.gov/Form1120 for instructions and the latest information.

Name of corporation (common parent, if consolidated return) LONG COVE CLUB OWNER 'S ASSOCIATION INC.	Employer identification number ** - *** 2304
--	--

Check applicable box(es): (1) Non-consolidated return (2) Consolidated return (Form 1120 only)
(3) Mixed 1120/L/PC group (4) Dormant subsidiaries schedule attached

Part I Financial Information and Net Income (Loss) Reconciliation (see instructions)

1 a Did the corporation file SEC Form 10-K for its income statement period ending with or within this tax year?

- Yes. Skip lines 1b and 1c and complete lines 2a through 11 with respect to that SEC Form 10-K.
 No. Go to line 1b. See instructions if multiple non-tax-basis income statements are prepared.

b Did the corporation prepare a certified audited non-tax-basis income statement for that period?

- Yes. Skip line 1c and complete lines 2a through 11 with respect to that income statement.
 No. Go to line 1c.

c Did the corporation prepare a non-tax-basis income statement for that period?

- Yes. Complete lines 2a through 11 with respect to that income statement.
 No. Skip lines 2a through 3c and enter the corporation's net income (loss) per its books and records on line 4a.

2 a Enter the income statement period: Beginning 01/01/2020 Ending 12/31/2020

b Has the corporation's income statement been restated for the income statement period on line 2a?

- Yes. (If "Yes," attach an explanation and the amount of each item restated.)
 No.

c Has the corporation's income statement been restated for any of the five income statement periods immediately preceding the period on line 2a?

- Yes. (If "Yes," attach an explanation and the amount of each item restated.)
 No.

3 a Is any of the corporation's voting common stock publicly traded?

- Yes.
 No. If "No," go to line 4a.

b Enter the symbol of the corporation's primary U.S. publicly traded voting common stock

c Enter the nine-digit CUSIP number of the corporation's primary publicly traded voting common stock

4 a Worldwide consolidated net income (loss) from income statement source identified in Part I, line 1	4a	-1,504,747.
b Indicate accounting standard used for line 4a (see instructions): (1) <input checked="" type="checkbox"/> GAAP (2) <input type="checkbox"/> IFRS (3) <input type="checkbox"/> Statutory (4) <input type="checkbox"/> Tax-basis (5) <input type="checkbox"/> Other (specify)		
5 a Net income from nonincludible foreign entities (attach statement)	5a	()
b Net loss from nonincludible foreign entities (attach statement and enter as a positive amount)	5b	
6 a Net income from nonincludible U.S. entities (attach statement)	6a	()
b Net loss from nonincludible U.S. entities (attach statement and enter as a positive amount)	6b	
7 a Net income (loss) of other includible foreign disregarded entities (attach statement)	7a	
b Net income (loss) of other includible U.S. disregarded entities (attach statement)	7b	
c Net income (loss) of other includible entities (attach statement)	7c	
8 Adjustment to eliminations of transactions between includible entities and nonincludible entities (attach stmt.)	8	
9 Adjustment to reconcile income statement period to tax year (attach statement)	9	
10 a Intercompany dividend adjustments to reconcile to line 11 (attach statement)	10a	
b Other statutory accounting adjustments to reconcile to line 11 (attach statement)	10b	
c Other adjustments to reconcile to amount on line 11 (attach statement)	10c	
11 Net income (loss) per income statement of includible corporations. Combine lines 4 through 10	11	-1,504,747.

Note: Part I, line 11, must equal Part II, line 30, column (a), or Schedule M-1, line 1 (see instructions).

12 Enter the total amount (not just the corporation's share) of the assets and liabilities of all entities included or removed on the following lines.

	Total Assets	Total Liabilities
a Included on Part I, line 4	18,039,126.	1,032,946.
b Removed on Part I, line 5		
c Removed on Part I, line 6		
d Included on Part I, line 7		

Name of corporation (common parent, if consolidated return) LONG COVE CLUB OWNER'S ASSOCIATION INC.		Employer identification number **-***2304
Check applicable box(es): (1) <input type="checkbox"/> Consolidated group (2) <input type="checkbox"/> Parent corp (3) <input type="checkbox"/> Consolidated eliminations (4) <input type="checkbox"/> Subsidiary corp (5) <input type="checkbox"/> Mixed 1120/L/PC group		
Check if a sub-consolidated: (6) <input type="checkbox"/> 1120 group (7) <input type="checkbox"/> 1120 eliminations		
Name of subsidiary (if consolidated return)		Employer identification number

Part II Reconciliation of Net Income (Loss) per Income Statement of Includible Corporations With Taxable Income per Return (see instructions)

Income (Loss) Items (Attach statements for lines 1 through 12)	(a) Income (Loss) per Income Statement	(b) Temporary Difference	(c) Permanent Difference	(d) Income (Loss) per Tax Return
1 Income (loss) from equity method foreign corporations				
2 Gross foreign dividends not previously taxed				
3 Subpart F, QEF, and similar inc inclusions				
4 Gross-up for foreign taxes deemed paid				
5 Gross foreign distributions previously taxed				
6 Income (loss) from equity method U.S. corporations				
7 U.S. dividends not eliminated in tax consolidation				
8 Minority interest for includible corporations				
9 Income (loss) from U.S. partnerships				
10 Income (loss) from foreign partnerships				
11 Income (loss) from other pass-through entities				
12 Items relating to reportable transactions				
13 Interest income (see instructions)	20,196.			20,196.
14 Total accrual to cash adjustment				
15 Hedging transactions				
16 Mark-to-market income (loss)				
17 Cost of goods sold (see instructions)	(882,605.)			(882,605.)
18 Sale versus lease (for sellers and/or lessors)				
19 Section 481(a) adjustments				
20 Unearned/deferred revenue				
21 Income recognition from long-term contracts				
22 Original issue discount and other imputed interest				
23a Income statement gain/loss on sale, exchange, abandonment, worthlessness, or other disposition of assets other than inventory and pass-through entities	-9,052.	9,052.		
b Gross capital gains from Schedule D, excluding amounts from pass-through entities				
c Gross capital losses from Schedule D, excluding amounts from pass-through entities, abandonment losses, and worthless stock losses				
d Net gain/loss reported on Form 4797, line 17, excluding amounts from pass-through entities, abandonment losses, and worthless stock losses		-13,551.		-13,551.
e Abandonment losses				
f Worthless stock losses (attach stmt.)				
g Other gain/loss on disposition of assets other than inventory				
24 Capital loss limitation and carryforward used				
25 Other income (loss) items with differences (attach stmt.) STMT 10	2,366,780.	-583.	-837,032.	1,529,165.
26 Total income (loss) items. Combine lines 1 through 25	1,495,319.	-5,082.	-837,032.	653,205.
27 Total expense/deduction items (from Part III, line 39)	-6,304,580.	2,308,681.	1,700.	-3,994,199.
28 Other items with no differences STMT 11	3,304,514.			3,304,514.
29a Mixed groups, see instructions. All others, combine lines 26 through 28	-1,504,747.	2,303,599.	-835,332.	-36,480.
b PC insurance subgroup reconciliation totals				
c Life insurance subgroup reconciliation totals				
30 Reconciliation totals. Combine lines 29a through 29c	-1,504,747.	2,303,599.	-835,332.	-36,480.

Note: Line 30, column (a), must equal Part I, line 11, and column (d) must equal Form 1120, page 1, line 28.

Name of corporation (common parent, if consolidated return) LONG COVE CLUB OWNER'S ASSOCIATION INC.		Employer identification number **-***2304
Check applicable box(es): (1) <input type="checkbox"/> Consolidated group (2) <input type="checkbox"/> Parent corp (3) <input type="checkbox"/> Consolidated eliminations (4) <input type="checkbox"/> Subsidiary corp (5) <input type="checkbox"/> Mixed 1120/L/PC group		
Check if a sub-consolidated: (6) <input type="checkbox"/> 1120 group (7) <input type="checkbox"/> 1120 eliminations		
Name of subsidiary (if consolidated return)		Employer identification number

Part III Reconciliation of Net Income (Loss) per Income Statement of Includible Corporations With Taxable Income per Return - Expense/Deduction Items (see instructions)

Expense/Deduction Items	(a) Expense per Income Statement	(b) Temporary Difference	(c) Permanent Difference	(d) Deduction per Tax Return
1 U.S. current income tax expense				
2 U.S. deferred income tax expense				
3 State and local current income tax expense				
4 State and local deferred income tax expense				
5 Foreign current income tax expense (other than foreign withholding taxes)				
6 Foreign deferred income tax expense				
7 Foreign withholding taxes				
8 Interest expense (see instructions)				
9 Stock option expense				
10 Other equity-based compensation				
11 Meals and entertainment				
12 Fines and penalties				
13 Judgments, damages, awards, and similar costs				
14 Parachute payments				
15 Compensation with section 162(m) limitation				
16 Pension and profit-sharing				
17 Other post-retirement benefits				
18 Deferred compensation				
19 Charitable contribution of cash and tangible property				
20 Charitable contribution of intangible property				
21 Charitable contribution limitation/carryforward				
22 Domestic production activities deduction (see instrs.)				
23 Current year acquisition or reorganization investment banking fees				
24 Current year acquisition or reorganization legal and accounting fees				
25 Current year acquisition/reorganization other costs				
26 Amortization/impairment of goodwill				
27 Amortization of acquisition, reorganization, and start-up costs				
28 Other amortization or impairment write-offs		527.		527.
29 Reserved				
30 Depletion				
31 Depreciation	1,643,209.	-429,567.		1,213,642.
32 Bad debt expense				
33 Corporate owned life insurance premiums Purchase versus lease				
34 (for purchasers and/or lessees)				
35 Research and development costs				
36 Section 118 exclusion (att. stmt.)				
37 Sec. 162(r) - FDIC premiums paid by certain large financial institutions (see instructions)				
38 Other expense/deduction items with differences (attach stmt.) STMT 13	4,661,371.	-1,879,641.	-1,700.	2,780,030.
39 Total expense/deduction items. Combine lines 1 through 38. Enter here and on Part II, line 27, reporting positive amounts as negative and negative amounts as positive	6,304,580.	-2,308,681.	-1,700.	3,994,199.

Form **4562**

Depreciation and Amortization
(Including Information on Listed Property) OTHER

OMB No. 1545-0172

2020

Attachment
Sequence No. **179**

Department of the Treasury
Internal Revenue Service (99)

▶ Attach to your tax return.

▶ Go to www.irs.gov/Form4562 for instructions and the latest information.

Name(s) shown on return

Business or activity to which this form relates

Identifying number

LONG COVE CLUB OWNER'S ASSOCIATION INC. OTHER DEPRECIATION

**** - ***2304**

Part I Election To Expense Certain Property Under Section 179 Note: If you have any listed property, complete Part V before you complete Part I.

1 Maximum amount (see instructions)	1	
2 Total cost of section 179 property placed in service (see instructions)	2	
3 Threshold cost of section 179 property before reduction in limitation	3	
4 Reduction in limitation. Subtract line 3 from line 2. If zero or less, enter -0-	4	
5 Dollar limitation for tax year. Subtract line 4 from line 1. If zero or less, enter -0-. If married filing separately, see instructions	5	
6 (a) Description of property	(b) Cost (business use only)	(c) Elected cost
7 Listed property. Enter the amount from line 29	7	
8 Total elected cost of section 179 property. Add amounts in column (c), lines 6 and 7	8	
9 Tentative deduction. Enter the smaller of line 5 or line 8	9	
10 Carryover of disallowed deduction from line 13 of your 2019 Form 4562	10	
11 Business income limitation. Enter the smaller of business income (not less than zero) or line 5	11	
12 Section 179 expense deduction. Add lines 9 and 10, but don't enter more than line 11	12	
13 Carryover of disallowed deduction to 2021. Add lines 9 and 10, less line 12	13	

Note: Don't use Part II or Part III below for listed property. Instead, use Part V.

Part II Special Depreciation Allowance and Other Depreciation (Don't include listed property.)

14 Special depreciation allowance for qualified property (other than listed property) placed in service during the tax year	14
15 Property subject to section 168(f)(1) election	15
16 Other depreciation (including ACRS)	16 84,879.

Part III MACRS Depreciation (Don't include listed property. See instructions.)

Section A

17 MACRS deductions for assets placed in service in tax years beginning before 2020	17 1,062,630.
18 If you are electing to group any assets placed in service during the tax year into one or more general asset accounts, check here	<input type="checkbox"/>

Section B - Assets Placed in Service During 2020 Tax Year Using the General Depreciation System

(a) Classification of property	(b) Month and year placed in service	(c) Basis for depreciation (business/investment use only - see instructions)	(d) Recovery period	(e) Convention	(f) Method	(g) Depreciation deduction
19a 3-year property		29,725.	3 YRS.	HY	200DB	9,909.
b 5-year property		52,828.	5 YRS.	HY	200DB	10,566.
c 7-year property		278,406.	7 YRS.	HY	200DB	39,779.
d 10-year property						
e 15-year property		80,252.	15 YRS.	HY	150DB	4,014.
f 20-year property						
g 25-year property			25 yrs.		S/L	
h Residential rental property	/		27.5 yrs.	MM	S/L	
	/		27.5 yrs.	MM	S/L	
i Nonresidential real property	SEE STATEMENT 15		39 yrs.	MM	S/L	1,865.
	/			MM	S/L	

Section C - Assets Placed in Service During 2020 Tax Year Using the Alternative Depreciation System

20a Class life					S/L	
b 12-year			12 yrs.		S/L	
c 30-year	/		30 yrs.	MM	S/L	
d 40-year	/		40 yrs.	MM	S/L	

Part IV Summary (See instructions.)

21 Listed property. Enter amount from line 28	21
22 Total. Add amounts from line 12, lines 14 through 17, lines 19 and 20 in column (g), and line 21. Enter here and on the appropriate lines of your return. Partnerships and S corporations - see instr.	22 1,213,642.
23 For assets shown above and placed in service during the current year, enter the portion of the basis attributable to section 263A costs	23

Part V Listed Property (Include automobiles, certain other vehicles, certain aircraft, and property used for entertainment, recreation, or amusement.)

Note: For any vehicle for which you are using the standard mileage rate or deducting lease expense, complete only 24a, 24b, columns (a) through (c) of Section A, all of Section B, and Section C if applicable.

Section A - Depreciation and Other Information (Caution: See the instructions for limits for passenger automobiles.)

24a Do you have evidence to support the business/investment use claimed? Yes No 24b If "Yes," is the evidence written? Yes No

Table with 9 columns: (a) Type of property, (b) Date placed in service, (c) Business/investment use percentage, (d) Cost or other basis, (e) Basis for depreciation, (f) Recovery period, (g) Method/Convention, (h) Depreciation deduction, (i) Elected section 179 cost. Includes rows 25-29.

Section B - Information on Use of Vehicles

Complete this section for vehicles used by a sole proprietor, partner, or other "more than 5% owner," or related person. If you provided vehicles to your employees, first answer the questions in Section C to see if you meet an exception to completing this section for those vehicles.

Table with 6 columns: (a) Vehicle, (b) Vehicle, (c) Vehicle, (d) Vehicle, (e) Vehicle, (f) Vehicle. Includes rows 30-36.

Section C - Questions for Employers Who Provide Vehicles for Use by Their Employees

Answer these questions to determine if you meet an exception to completing Section B for vehicles used by employees who aren't more than 5% owners or related persons.

Table with 2 columns: Yes, No. Includes rows 37-41.

Note: If your answer to 37, 38, 39, 40, or 41 is "Yes," don't complete Section B for the covered vehicles.

Part VI Amortization

Table with 6 columns: (a) Description of costs, (b) Date amortization begins, (c) Amortizable amount, (d) Code section, (e) Amortization period or percentage, (f) Amortization for this year. Includes rows 42-44.

2020 DEPRECIATION AND AMORTIZATION REPORT

OTHER DEPRECIATION

OTHER

Asset No.	Description	Date Acquired	Method	Life	Conv	Line No.	Unadjusted Cost Or Basis	Bus % Excl	Section 179 Expense	* Reduction In Basis	Basis For Depreciation	Beginning Accumulated Depreciation	Current Sec 179 Expense	Current Year Deduction	Ending Accumulated Depreciation
454	FRANCHISE RIGHTS	09/17/99		480M		43	21,063.				21,063.	10,803.		527.	11,330.
486	CONSTRUCTION IN PROGRESS	08/27/09	L				75,934.				75,934.			0.	
511	CART PATHS	06/30/87	L				100.				100.			0.	
513	10-MITY-LITE FOLDING TABLES	05/31/10	150DB	7.00		HY17	2,707.				2,707.	2,707.		0.	2,707.
515	OUTDOOR PATIO STAINLESS STEEL GRILL EQUIP	12/31/10	150DB	7.00		HY17	5,256.				5,256.	5,256.		0.	5,256.
517	COMMUNITY TRAFFIC STREET SIGNAGE	03/31/10	150DB	7.00		HY17	3,167.				3,167.	3,167.		0.	3,167.
518	FLAG POLES FOR ENTRANCE/MARINA	04/30/10	150DB	7.00		HY17	3,646.				3,646.	3,646.		0.	3,646.
519	WIRE SHELVING/WORK TABLE@KITCHEN AREA	06/30/10	150DB	7.00		HY17	3,315.				3,315.	3,315.		0.	3,315.
520	SS SHELVING/12MM PASTA CUTTER/OTHER MISC	10/31/10	150DB	7.00		HY17	2,043.				2,043.	2,043.		0.	2,043.
523	GC LIGHTNING DETECTION SYSTEM	06/30/10	150DB	7.00		HY17	26,687.				26,687.	26,687.		0.	26,687.
524	2-REELMASTERS MODEL #5610	10/31/10	150DB	7.00		HY17	94,849.				94,849.	94,849.		0.	94,849.
525	2 WHEEL DRIVE KUBOTA TRACTOR	12/15/10	150DB	7.00		HY17	20,598.				20,598.	20,598.		0.	20,598.
527	RENOVATION OF ALL WASTE BUNKERS (09/10)	06/30/10	150DB	15.00		HY17	136,550.				136,550.	92,203.		8,063.	100,266.
528	REGRASSING/LEVELING OF TEE AREAS	06/30/10	150DB	15.00		HY17	182,728.				182,728.	123,384.		10,790.	134,174.
529	FAB/INSTALL SS IRRIGATION INLET FILTER-PUMPHOUSE	09/30/10	150DB	15.00		HY17	9,504.				9,504.	6,416.		561.	6,977.
530	FIX OF #12 LAGOON BANKS	12/31/10	150DB	15.00		HY17	81,639.				81,639.	55,126.		4,821.	59,947.
531	LAGOON REVITALIZATION PROJECT WORK (09/10)	12/31/10	150DB	15.00		HY17	114,724.				114,724.	77,464.		6,775.	84,239.
532	DOG PARK (COMPLETE)	01/05/10	150DB	15.00		HY17	23,936.				23,936.	16,162.		1,413.	17,575.

2020 DEPRECIATION AND AMORTIZATION REPORT

OTHER DEPRECIATION

OTHER

Asset No.	Description	Date Acquired	Method	Life	Conv	Line No.	Unadjusted Cost Or Basis	Bus % Excl	Section 179 Expense	* Reduction In Basis	Basis For Depreciation	Beginning Accumulated Depreciation	Current Sec 179 Expense	Current Year Deduction	Ending Accumulated Depreciation
533	2010 CH LANDSCAPE ENHANCEMENTS	06/30/10	150DB	15.00		HY17	62,157.				62,157.	41,969.		3,671.	45,640.
534	SIX NEW PUNGO 140/ACADIA 2 KAYAKS	04/30/10	150DB	7.00		HY17	4,214.				4,214.	4,214.		0.	4,214.
536	POOL DEPTH MARKERS	05/31/10	150DB	7.00		HY17	3,200.				3,200.	3,200.		0.	3,200.
537	LOOMIS FERRY RESURFACE	06/30/10	150DB	15.00		HY17	84,152.				84,152.	56,822.		4,969.	61,791.
538	AED HEART DEFIBRILLATOR FOR PATROL	09/30/10	150DB	7.00		HY17	2,185.				2,185.	2,185.		0.	2,185.
539	MOTOROLA XTS 2500 MODEL II + SOFTWARE	12/31/10	150DB	5.00		HY17	3,690.				3,690.	3,690.		0.	3,690.
540	4 RADIOS, 32 CHANNEL - XPR3280 (GCM)	07/28/11	150DB	7.00		HY17	3,610.				3,610.	3,610.		0.	3,610.
541	CAT BACKHOE/LOADER 4WD	02/14/11	150DB	7.00		HY17	58,472.				58,472.	58,472.		0.	58,472.
543	2011 FORD F150 - GCM SUPERINTENDENT	08/31/11	150DB	5.00		HY17	27,033.				27,033.	27,033.		0.	27,033.
545	AQUA MASTER FOUNTAIN (AT ENTRANCE LAGOON)	07/21/11	150DB	15.00		HY17	7,680.				7,680.	4,732.		454.	5,186.
547	BRIDGE (REPLACEMENT) AT #17 GREEN/#18 TEE	08/11/11	150DB	15.00		HY17	33,445.				33,445.	20,610.		1,975.	22,585.
548	RECONFIGURATION OF #15 FAIRWAY BUNKER	08/11/11	150DB	15.00		HY17	7,356.				7,356.	4,532.		434.	4,966.
552	PLAYMATE GENIE BALL MACHINE	02/18/11	150DB	7.00		HY17	7,820.				7,820.	7,820.		0.	7,820.
554	VARIOUS IMPROVEMENTS AT THE FARM	06/30/11	150DB	15.00		HY17	25,796.				25,796.	15,895.		1,523.	17,418.
555	POOL WROUGHT IRON GATES	03/31/11	150DB	15.00		HY17	2,790.				2,790.	1,721.		164.	1,885.
556	RESTORATION OF LAGOON BANKS (#9 AND #12)	09/30/11	150DB	15.00		HY17	260,443.				260,443.	160,480.		15,379.	175,859.
557	FORTESSA DINNERWARE	09/30/11	150DB	7.00		HY17	596.				596.	596.		0.	596.
561	6 OMNIPLEX 980 WORKSTATIONS	07/14/11	150DB	5.00		HY17	9,367.				9,367.	9,367.		0.	9,367.

2020 DEPRECIATION AND AMORTIZATION REPORT

OTHER DEPRECIATION

OTHER

Asset No.	Description	Date Acquired	Method	Life	Conv Line No.	Unadjusted Cost Or Basis	Bus % Excl	Section 179 Expense	* Reduction In Basis	Basis For Depreciation	Beginning Accumulated Depreciation	Current Sec 179 Expense	Current Year Deduction	Ending Accumulated Depreciation
563	GATEHOUSE IMPROVEMENTS	12/31/12	150DB	15.00	MC17	15,269.				15,269.	8,169.		902.	9,071.
570	TRAILER	04/30/12	150DB	5.00	MC17	8,400.				8,400.	8,400.		0.	8,400.
572	RANGE CART & CAB	06/30/12	150DB	5.00	MC17	8,171.				8,171.	8,171.		0.	8,171.
573	SCORE CARD HOLDERS	06/30/12	150DB	7.00	MC17	900.				900.	900.		0.	900.
575	HOSHIZAKI ICE MACHINE	07/13/12	150DB	7.00	MC17	5,716.				5,716.	5,716.		0.	5,716.
576	GOLF & OUTDOOT EQMT	12/31/12	150DB	7.00	MC17	2,195.				2,195.	2,195.		0.	2,195.
579	BAG DROP IMPROVEMENT	12/31/12	150DB	7.00	MC17	4,550.				4,550.	4,550.		0.	4,550.
580	GOLF COURSE IMPROVEMENTS	12/31/12	150DB	15.00	MC17	77,345.				77,345.	41,379.		4,567.	45,946.
581	LAGOON BANKS - #12	01/27/12	150DB	15.00	MC17	13,054.				13,054.	7,562.		771.	8,333.
582	LAGOON IMPROVEMENTS (FINAL & RETAINAGE)	03/02/12	150DB	15.00	MC17	18,683.				18,683.	10,823.		1,103.	11,926.
583	LAGOON IMPROVEMENTS	12/31/12	150DB	15.00	MC17	406,658.				406,658.	217,559.		24,013.	241,572.
584	CART SEATS, SAND BOTTLES, CART MODELS 3.0	05/23/12	150DB	7.00	MC17	3,340.				3,340.	3,340.		0.	3,340.
587	SAVIN 920SPF COPIER/FAX/SCANNER	04/26/12	150DB	5.00	MC17	2,242.				2,242.	2,242.		0.	2,242.
588	POOL IMPROVEMENTS	12/31/12	150DB	15.00	MC17	112,454.				112,454.	60,161.		6,640.	66,801.
589	RECREATIONAL PATH STUDY	01/01/12	150DB	7.00	MC17	2,200.				2,200.	2,200.		0.	2,200.
590	ROAD IMPROVEMENTS	12/31/12	150DB	15.00	MC17	197,307.				197,307.	105,558.		11,651.	117,209.
591	DECATUR ONSITE 200 DOLLY SPEED SIGN	07/24/12	150DB	7.00	MC17	4,146.				4,146.	4,146.		0.	4,146.
592	TENNIS SHOP	01/11/12	150DB	7.00	MC17	1,485.				1,485.	1,485.		0.	1,485.

2020 DEPRECIATION AND AMORTIZATION REPORT

OTHER DEPRECIATION

OTHER

Asset No.	Description	Date Acquired	Method	Life	Conv	Line No.	Unadjusted Cost Or Basis	Bus % Excl	Section 179 Expense	* Reduction In Basis	Basis For Depreciation	Beginning Accumulated Depreciation	Current Sec 179 Expense	Current Year Deduction	Ending Accumulated Depreciation
593	TENNIS COURTS REVITALIZATION	01/27/12	150DB	15.00	MC	17	25,655.				25,655.	14,862.		1,515.	16,377.
597	CLUBHOUSE RENOVATIONS	07/31/13	SL	39.00	MM	17	155,643.				155,643.	25,775.		3,991.	29,766.
598	SPRINKLER REPLACEMENT - CLUBHOUSE	07/31/13	SL	39.00	MM	17	86,775.				86,775.	14,370.		2,225.	16,595.
602	GOLF PRO SHOP RENOVATIONS	12/31/13	SL	39.00	MM	17	26,704.				26,704.	4,139.		685.	4,824.
603	CLUBHOUSE RENOVATIONS	12/31/13	SL	39.00	MM	17	5,023,457.				5,023,457.	778,219.		128,807.	907,026.
605	(D)CLUBHOUSE PATIO FURNITURE	05/31/13	150DB	7.00	MC	17	47,902.				47,902.	45,707.		2,195.	47,902.
606	POOL FURNITURE	04/30/13	150DB	7.00	MC	17	26,333.				26,333.	25,126.		1,207.	26,333.
607	POOL LANDSCAPING	05/31/13	150DB	15.00	MC	17	11,260.				11,260.	5,693.		665.	6,358.
608	TERRACOTA POTS FOR POOL DECK (6)	06/01/13	150DB	7.00	MC	17	2,995.				2,995.	2,858.		137.	2,995.
609	FRONT ENTRANCE LANDSCAPING	11/30/13	150DB	15.00	MC	17	38,859.				38,859.	18,495.		2,295.	20,790.
610	YAMAHA PIANO (DARIUS RUCKER)	05/31/13	150DB	7.00	MC	17	3,284.				3,284.	3,133.		151.	3,284.
612	CABINETS	12/31/13	150DB	7.00	MC	17	6,240.				6,240.	5,575.		665.	6,240.
613	FF&E CLUBHOUSE 2013	12/31/13	150DB	7.00	MC	17	860,103.				860,103.	768,420.		91,683.	860,103.
615	BUFFALO BLOWER	06/01/13	150DB	7.00	MC	17	7,096.				7,096.	6,771.		325.	7,096.
616	TURF 1 GASOLINE, 9 HP PICKUP	06/01/13	150DB	7.00	MC	17	8,244.				8,244.	7,866.		378.	8,244.
617	TURF 2, 11 HP, 2-WH BRAKE	06/01/13	150DB	7.00	MC	17	8,743.				8,743.	8,342.		401.	8,743.
618	TURF 2, 11 HP, 2-WH BRAKE	06/01/13	150DB	7.00	MC	17	8,743.				8,743.	8,342.		401.	8,743.
619	TURF 2, 11 HP, 2-WH BRAKE	06/01/13	150DB	7.00	MC	17	8,743.				8,743.	8,342.		401.	8,743.

2020 DEPRECIATION AND AMORTIZATION REPORT

OTHER DEPRECIATION

OTHER

Asset No.	Description	Date Acquired	Method	Life	Conv	Line No.	Unadjusted Cost Or Basis	Bus % Excl	Section 179 Expense	* Reduction In Basis	Basis For Depreciation	Beginning Accumulated Depreciation	Current Sec 179 Expense	Current Year Deduction	Ending Accumulated Depreciation
620	GOLF COURSE PRACTICE AREA	08/31/13	150DB	15.00		MC17	123,107.				123,107.	60,409.		7,269.	67,678.
621	BAG DROP AREA RENOVATION	12/31/13	150DB	15.00		MC17	134,075.				134,075.	63,812.		7,917.	71,729.
622	LANDSCAPE REMEDIATION	12/31/13	150DB	15.00		MC17	85,977.				85,977.	40,920.		5,077.	45,997.
623	(D) SUN MOUNTAIN WALKING GOLF CARTS	03/31/13	150DB	5.00		MC17	8,250.				8,250.	8,250.		0.	8,250.
624	CLUBWIDE TELEPHONE SYSTEM	05/31/13	150DB	7.00		MC17	27,559.				27,559.	26,296.		1,263.	27,559.
625	TECHNOLOGY UPGRADE (POS) & TVS	12/31/13	150DB	5.00		MC17	34,203.				34,203.	34,203.		0.	34,203.
626	PLAYGROUND EQMT.	11/30/13	150DB	15.00		MC17	45,237.				45,237.	21,530.		2,671.	24,201.
627	POOL RENOVATION	08/31/13	150DB	15.00		MC17	2,532.				2,532.	1,243.		149.	1,392.
628	ROOT BARRIER INSTALLATION	12/31/13	150DB	15.00		MC17	164,344.				164,344.	78,218.		9,704.	87,922.
629	LEISURE PATH	12/31/13	150DB	15.00		MC17	5,150.				5,150.	2,452.		304.	2,756.
630	TURF 1 GASOLINE 9HP	11/30/13	150DB	7.00		MC17	8,003.				8,003.	7,150.		853.	8,003.
631	TENNIS SHOP IMPR	12/31/13	150DB	7.00		MC17	9,233.				9,233.	8,249.		984.	9,233.
637	GOLF PRO SHOP RENOVATION 2014	05/31/14	SL	39.00		MM17	7,300.				7,300.	1,052.		187.	1,239.
638	CLUBHOUSE LANDSCAPE ENHANCEMENTS '14	05/31/14	SL	39.00		MM17	42,275.				42,275.	6,098.		1,084.	7,182.
639	LABOR TO INSTALL CARPET	06/30/14	SL	39.00		MM17	1,800.				1,800.	255.		46.	301.
640	LANDSCAPING	06/30/14	SL	39.00		MM17	3,218.				3,218.	460.		83.	543.
641	CLUBHOUSE RENOVATION 2014	06/30/14	SL	39.00		MM17	73,963.				73,963.	10,507.		1,896.	12,403.
642	PANA ROOFING	07/31/14	SL	39.00		MM17	1,980.				1,980.	278.		51.	329.

2020 DEPRECIATION AND AMORTIZATION REPORT

OTHER DEPRECIATION

OTHER

Asset No.	Description	Date Acquired	Method	Life	Conv	Line No.	Unadjusted Cost Or Basis	Bus % Excl	Section 179 Expense	* Reduction In Basis	Basis For Depreciation	Beginning Accumulated Depreciation	Current Sec 179 Expense	Current Year Deduction	Ending Accumulated Depreciation
643	TILE AT WATER FEATURE	09/30/14	SL	39.00	MM	17	1,200.				1,200.	164.		31.	195.
644	CLUBHOUSE ELEVATOR 2014	10/31/14	SL	39.00	MM	17	55,119.				55,119.	7,359.		1,413.	8,772.
645	TENNIS CENTER ROOF REPAIRS 2014	10/31/14	SL	39.00	MM	17	3,850.				3,850.	516.		99.	615.
646	CLUBHOUSE ART	05/31/14	150DB	7.00	MC	17	7,451.				7,451.	6,199.		911.	7,110.
647	SECURITY CAMERAS (REPLACED)	10/31/14	150DB	7.00	MC	17	6,170.				6,170.	4,761.		751.	5,512.
648	CLUBHOUSE DOORS & CLOSURES 2014	05/31/14	150DB	7.00	MC	17	9,615.				9,615.	7,999.		1,175.	9,174.
649	CLUBHOUSE PATIO FURN. (2014 ADDTL)	05/31/14	150DB	7.00	MC	17	2,849.				2,849.	2,370.		348.	2,718.
652	CH KITCHEN EQUIPMENT JULY 2014	07/31/14	150DB	7.00	MC	17	9,186.				9,186.	7,354.		1,127.	8,481.
653	KITCHEN EQMT. 2014	09/30/14	150DB	7.00	MC	17	12,346.				12,346.	9,883.		1,516.	11,399.
654	CH ACCESSORIES, ART, ETC. FOR RENO	12/31/14	150DB	7.00	MC	17	74,971.				74,971.	57,846.		9,133.	66,979.
655	CH ACCESSORIES	12/31/14	150DB	7.00	MC	17	5,247.				5,247.	4,048.		639.	4,687.
656	RANGE SLED & FOLDING BAG STAND	05/31/14	150DB	7.00	MC	17	2,445.				2,445.	2,035.		298.	2,333.
657	(D)WALKING CARTS	06/30/14	150DB	7.00	MC	17	2,490.				2,490.	2,071.		267.	2,338.
658	DIVOT MIX AND WASTE CONTAINERS	07/31/14	150DB	7.00	MC	17	5,755.				5,755.	4,607.		706.	5,313.
659	SHIPPING & HANDLING ON EQMT.	07/31/14	150DB	7.00	MC	17	912.				912.	730.		112.	842.
660	DIVOT MIX & WASTE CONTAINERS (2 OF 2)	09/30/14	150DB	7.00	MC	17	5,755.				5,755.	4,607.		706.	5,313.
661	FLIGHTSCOPE	10/31/14	150DB	7.00	MC	17	9,042.				9,042.	6,977.		1,101.	8,078.
662	CARRYALL 500 GAS (3 UNITS)	12/31/14	150DB	7.00	MC	17	25,853.				25,853.	19,948.		3,149.	23,097.

2020 DEPRECIATION AND AMORTIZATION REPORT

OTHER DEPRECIATION

OTHER

Asset No.	Description	Date Acquired	Method	Life	C o n v	Line No.	Unadjusted Cost Or Basis	Bus % Excl	Section 179 Expense	* Reduction In Basis	Basis For Depreciation	Beginning Accumulated Depreciation	Current Sec 179 Expense	Current Year Deduction	Ending Accumulated Depreciation
663	WORKMAN HDX GAS 2WD	12/31/14	150DB	7.00		MC17	21,027.				21,027.	16,224.		2,562.	18,786.
664	WORKMAN HDX GAS 2WD	12/31/14	150DB	7.00		MC17	21,027.				21,027.	16,224.		2,562.	18,786.
665	WORKMAN HDX GAS 2WD	12/31/14	150DB	7.00		MC17	22,553.				22,553.	17,401.		2,748.	20,149.
666	WORKMAN HDX GAS 2WD	12/31/14	150DB	7.00		MC17	21,027.				21,027.	16,224.		2,562.	18,786.
667	CARRYALL 500 GAS	12/31/14	150DB	7.00		MC17	25,853.				25,853.	19,948.		3,149.	23,097.
668	COMFORT STATION 2014	05/31/14	150DB	7.00		MC17	19,782.				19,782.	16,458.		2,417.	18,875.
669	HOSHIZAKI ICE MACHINE @ COMFORT STA.	05/31/14	150DB	7.00		MC17	5,629.				5,629.	4,684.		687.	5,371.
670	REVITALIZATION SURVEY & CONSULT-GC	05/31/14	150DB	15.00		MC17	9,700.				9,700.	4,331.		573.	4,904.
671	WORK ON TEES 8/14	08/31/14	150DB	15.00		MC17	10,000.				10,000.	4,317.		590.	4,907.
672	WORK ON PUTTING GREED 08/14	08/31/14	150DB	15.00		MC17	21,071.				21,071.	9,096.		1,244.	10,340.
673	BERMUDA & ZOYSIA GRASS	08/31/14	150DB	15.00		MC17	1,189.				1,189.	513.		70.	583.
674	LANDSCAPE REMEDIATION 2014	12/31/14	150DB	15.00		MC17	138,210.				138,210.	57,619.		8,161.	65,780.
675	LAGOON ENGINEERING STUDY 2014	12/31/14	150DB	15.00		MC17	24,419.				24,419.	10,179.		1,442.	11,621.
676	WORK ON FRONT ENTRANCE 08/14	08/31/14	SL	39.00		MM17	3,222.				3,222.	446.		83.	529.
677	KAYAKS	06/30/14	150DB	7.00		MC17	2,403.				2,403.	1,999.		294.	2,293.
678	TECHNOLOGY UPDATE 2014	05/31/14	150DB	5.00		MC17	4,937.				4,937.	4,937.		0.	4,937.
679	PRINTER REPAIRS 2014	12/31/14	150DB	5.00		MC17	3,819.				3,819.	3,819.		0.	3,819.
680	DELL OPTIPLEX	12/31/14	150DB	5.00		MC17	1,659.				1,659.	1,659.		0.	1,659.

2020 DEPRECIATION AND AMORTIZATION REPORT

OTHER DEPRECIATION

OTHER

Asset No.	Description	Date Acquired	Method	Life	Conv	Line No.	Unadjusted Cost Or Basis	Bus % Excl	Section 179 Expense	* Reduction In Basis	Basis For Depreciation	Beginning Accumulated Depreciation	Current Sec 179 Expense	Current Year Deduction	Ending Accumulated Depreciation
681	LONG COVE POOLHOUSE RENOVATION STUDY	08/31/14	SL	39.00		MM17	20,575.				20,575.	2,838.		528.	3,366.
682	POOLHOUSE RENOVATION STUDY 2014	09/30/14	SL	39.00		MM17	1,115.				1,115.	153.		29.	182.
683	CLUBHOUSE ADDITIONAL PARKING (1 OF 2)	09/30/14	150DB	15.00		MC17	146,678.				146,678.	63,315.		8,661.	71,976.
684	CLUBHOUSE ADDITIONAL PARKING (2 OF 2)	09/30/14	150DB	15.00		MC17	46,283.				46,283.	19,979.		2,733.	22,712.
685	ROADS REPAIR & MAINTENANCE 2014	12/31/14	150DB	15.00		MC17	472,602.				472,602.	197,024.		27,907.	224,931.
686	2 DEFIBRILATORS (LIFEPAK CR + AED)	08/31/14	150DB	7.00		MC17	3,650.				3,650.	2,921.		449.	3,370.
687	SECURITY PC FOR CAMERAS	09/30/14	150DB	7.00		MC17	901.				901.	721.		111.	832.
688	TENNIS SHOP WORK 2014	05/31/14	150DB	7.00		MC17	3,675.				3,675.	3,058.		449.	3,507.
689	TENNIS COURT RESURFACING 2014	05/31/14	150DB	15.00		MC17	20,000.				20,000.	8,929.		1,181.	10,110.
690	TENNIS COURTS REFIT 2014	05/31/14	150DB	7.00		MC17	921.				921.	766.		113.	879.
691	BALANCE DUE ON ELEVATOR IN CH	05/31/15	SL	39.00		MM17	5,860.				5,860.	694.		150.	844.
692	TENNIS HVAC UNIT - 2015	05/31/15	SL	39.00		MM17	4,478.				4,478.	532.		115.	647.
693	PRO SHOP RENOVATION 2015	07/09/15	SL	39.00		MM17	9,904.				9,904.	1,132.		254.	1,386.
694	CLUBHOUSE RAILINGS	07/31/15	SL	39.00		MM17	7,070.				7,070.	807.		181.	988.
695	CLUBHOUSE ELEVATOR - 2015	07/31/15	SL	39.00		MM17	965.				965.	111.		25.	136.
696	TENNIS BUILDING PAINT	12/30/15	SL	39.00		MM17	3,500.				3,500.	364.		90.	454.
697	SOUS VIDE WATER BATH COOKING SYSTEM	03/31/15	150DB	7.00		HY17	973.				973.	675.		119.	794.
698	HALO HEAT SLO COOKER & HOLD OVEN	04/30/15	150DB	7.00		HY17	9,147.				9,147.	6,346.		1,120.	7,466.

2020 DEPRECIATION AND AMORTIZATION REPORT

OTHER DEPRECIATION

OTHER

Asset No.	Description	Date Acquired	Method	Life	C o n v	Line No.	Unadjusted Cost Or Basis	Bus % Excl	Section 179 Expense	* Reduction In Basis	Basis For Depreciation	Beginning Accumulated Depreciation	Current Sec 179 Expense	Current Year Deduction	Ending Accumulated Depreciation
699	DANCE FLOOR - CLUBHOUSE	04/30/15	150DB	7.00		HY17	6,824.				6,824.	4,735.		836.	5,571.
700	SOUND SYSTEM - PREFUNCTION AREA	06/30/15	150DB	7.00		HY17	1,000.				1,000.	694.		122.	816.
704	HOLE IN ONE PLAQUE	06/30/15	150DB	7.00		HY17	4,500.				4,500.	3,122.		551.	3,673.
707	WORKMAN HDX	03/31/15	150DB	7.00		HY17	6,890.				6,890.	4,780.		844.	5,624.
708	WALKING CARTS 2015	07/01/15	150DB	7.00		HY17	1,780.				1,780.	1,235.		218.	1,453.
709	(D)DAKOTA TOPDRESSER REPLACEMENT	09/30/15	150DB	7.00		HY17	9,424.				9,424.	6,538.		577.	7,115.
710	MH 400 REPLACEMENT	09/30/15	150DB	7.00		HY17	35,745.				35,745.	24,799.		4,378.	29,177.
711	AIR COMPRESSOR	09/30/15	150DB	7.00		HY17	2,883.				2,883.	2,000.		353.	2,353.
713	KUBOTA TRACTOR	09/30/15	150DB	7.00		HY17	21,836.				21,836.	15,150.		2,674.	17,824.
714	WALKING CARTS2 2015	09/30/15	150DB	7.00		HY17	500.				500.	347.		61.	408.
716	SIMONEAUX ELECT	07/30/15	150DB	15.00		HY17	1,230.				1,230.	464.		77.	541.
717	PRACTICE RANGE ELECTRIC	07/30/15	150DB	15.00		HY17	5,400.				5,400.	2,035.		337.	2,372.
718	BOBBY WEED GOLF DESIGN	08/21/15	150DB	15.00		HY17	401.				401.	151.		25.	176.
719	WITMER JONES KEEFER CONSULT	08/25/15	150DB	15.00		HY17	1,311.				1,311.	495.		82.	577.
720	ELECTRIC TO RANGE	08/31/15	150DB	15.00		HY17	425.				425.	160.		27.	187.
721	CURBING AT RANGE	08/31/15	150DB	15.00		HY17	3,200.				3,200.	1,206.		199.	1,405.
722	(D)#16 RESTROOM RENO	09/30/15	150DB	15.00		HY17	18,729.				18,729.	7,055.		584.	7,639.
723	PUMP HOUSE RENOVATION	09/30/15	150DB	15.00		HY17	9,680.				9,680.	3,647.		603.	4,250.

2020 DEPRECIATION AND AMORTIZATION REPORT

OTHER DEPRECIATION

OTHER

Asset No.	Description	Date Acquired	Method	Life	Conv	Line No.	Unadjusted Cost Or Basis	Bus % Excl	Section 179 Expense	* Reduction In Basis	Basis For Depreciation	Beginning Accumulated Depreciation	Current Sec 179 Expense	Current Year Deduction	Ending Accumulated Depreciation
724	GOLF RANGE EQUIPMENT	10/31/15	150DB	15.00		HY17	7,369.				7,369.	2,776.		459.	3,235.
725	BOBBY WEED GOLF DESIGN	11/20/15	150DB	15.00		HY17	11,519.				11,519.	4,339.		718.	5,057.
726	LAGOON ENGINEERING STUDY	09/30/15	150DB	15.00		HY17	25,029.				25,029.	9,429.		1,560.	10,989.
727	LANDSCAPE REMEDIATION 2015	12/31/15	150DB	15.00		HY17	38,170.				38,170.	14,379.		2,379.	16,758.
728	TIME CLOCKS (CH,GOLF MNT,CART BARN)	03/31/15	150DB	5.00		HY17	6,000.				6,000.	5,500.		500.	6,000.
729	DELL OPTIPLEX 3020 (KRIS L.)	03/31/15	150DB	5.00		HY17	689.				689.	632.		57.	689.
730	DELL OPTIPLEX 3020	03/31/15	150DB	5.00		HY17	689.				689.	632.		57.	689.
731	DELL OPTIPLEX 3020 (PRO SHOP)	03/31/15	150DB	5.00		HY17	689.				689.	632.		57.	689.
732	CHEFTEC PLUS SOFTWARE	05/31/15	150DB	3.00		HY17	3,525.				3,525.	3,525.		0.	3,525.
733	ARB COMPUTER/MONITOR	06/30/15	150DB	5.00		HY17	1,747.				1,747.	1,602.		145.	1,747.
734	CHEFTEC INTERFACE	06/30/15	150DB	5.00		HY17	2,650.				2,650.	2,429.		221.	2,650.
735	DELL OPTIPLEX & EASTHSCAPES SOFTWARE	12/30/15	150DB	3.00		HY17	2,212.				2,212.	2,212.		0.	2,212.
736	BASKETBALL HOOP	09/30/15	150DB	15.00		HY17	2,956.				2,956.	1,114.		184.	1,298.
737	BASKETBALL COURT	11/06/15	150DB	15.00		HY17	17,907.				17,907.	6,746.		1,116.	7,862.
738	POOL RESURFACE - DECKING	07/31/15	SL	39.00		16	4,400.				4,400.	499.		113.	612.
739	POOL RESURFACE	12/10/15	SL	39.00		MM17	13,450.				13,450.	1,394.		345.	1,739.
740	ROAD WORK 2015 (ACCRUED 12/31/14)	03/31/15	150DB	15.00		HY17	29,987.				29,987.	11,297.		1,869.	13,166.
741	ADMIN / TENNIS PARKING LOT RESURFACE	08/21/15	150DB	15.00		HY17	15,199.				15,199.	5,727.		947.	6,674.

2020 DEPRECIATION AND AMORTIZATION REPORT

OTHER DEPRECIATION

OTHER

Asset No.	Description	Date Acquired	Method	Life	C o n v	Line No.	Unadjusted Cost Or Basis	Bus % Excl	Section 179 Expense	* Reduction In Basis	Basis For Depreciation	Beginning Accumulated Depreciation	Current Sec 179 Expense	Current Year Deduction	Ending Accumulated Depreciation
742	LAGOON RESTORATION 2015	12/30/15	150DB	15.00		HY17	14,457.				14,457.	5,446.		901.	6,347.
748	ADMIN RENOVATION	09/30/16	SL	39.00		MM17	15,783.				15,783.	1,333.		405.	1,738.
749	CLUBHOUSE RAILING	11/30/16	SL	39.00		MM17	1,200.				1,200.	97.		31.	128.
750	RADIO REPLACEMENT - GOLF MAINTENANCE	03/31/16	200DB	7.00		HY17	16,079.				16,079.	11,057.		1,435.	12,492.
751	KRYOVAC	06/30/16	200DB	7.00		HY17	2,279.				2,279.	1,568.		203.	1,771.
753	GRILLE	06/30/16	200DB	7.00		HY17	5,315.				5,315.	3,655.		474.	4,129.
754	REACH IN FREEZER	09/30/16	200DB	7.00		HY17	10,428.				10,428.	7,171.		931.	8,102.
756	BLENDERS	10/31/16	200DB	7.00		HY17	1,153.				1,153.	793.		103.	896.
757	CLUBHOUSE PODIUM	11/30/16	200DB	7.00		HY17	2,359.				2,359.	1,623.		210.	1,833.
758	WATER COOLER	09/30/16	200DB	7.00		HY17	2,371.				2,371.	1,631.		211.	1,842.
759	FOLEY REEL GRINDER	12/31/16	200DB	7.00		HY17	41,070.				41,070.	28,241.		3,665.	31,906.
760	FOLEY BED-KNIFE GRINDER	12/31/16	200DB	7.00		HY17	17,750.				17,750.	12,206.		1,584.	13,790.
761	BALL WASHER	09/30/16	200DB	7.00		HY17	1,990.				1,990.	1,369.		177.	1,546.
762	GOLF COURSE REVITALIZATION 2016	12/31/16	150DB	15.00		HY17	40,393.				40,393.	12,419.		2,797.	15,216.
763	GOLF COURSE REDESIGN	12/31/16	150DB	15.00		HY17	56,927.				56,927.	17,503.		3,942.	21,445.
764	LAGOON ENGINEERING STUDY 2016	12/31/16	150DB	15.00		HY17	16,198.				16,198.	4,980.		1,122.	6,102.
765	JETSKI DOCKS	03/31/16	150DB	15.00		HY17	16,500.				16,500.	5,074.		1,143.	6,217.
766	KAYAKS	06/30/16	200DB	7.00		HY17	5,000.				5,000.	3,439.		446.	3,885.

2020 DEPRECIATION AND AMORTIZATION REPORT

OTHER DEPRECIATION

OTHER

Asset No.	Description	Date Acquired	Method	Life	C o n v	Line No.	Unadjusted Cost Or Basis	Bus % Excl	Section 179 Expense	* Reduction In Basis	Basis For Depreciation	Beginning Accumulated Depreciation	Current Sec 179 Expense	Current Year Deduction	Ending Accumulated Depreciation
767	FAST ATTACK FIRE PUMP	10/31/16	200DB	7.00		HY17	3,318.				3,318.	2,282.		296.	2,578.
768	SECURITY PC AND MONITOR	06/30/16	200DB	5.00		HY17	947.				947.	784.		109.	893.
769	ADMIN PROJECTOR	06/30/16	200DB	7.00		HY17	3,402.				3,402.	2,339.		304.	2,643.
770	PC REPLACEMENT (LINDSAY)	06/30/16	200DB	5.00		HY17	1,698.				1,698.	1,405.		195.	1,600.
771	TENNIS CHIT PRINTER	06/30/16	200DB	5.00		HY17	1,132.				1,132.	936.		131.	1,067.
772	BACKUP SERVER	07/31/16	200DB	5.00		HY17	2,100.				2,100.	1,737.		242.	1,979.
773	PC REPLACEMENT - GOLF	07/31/16	200DB	5.00		HY17	847.				847.	701.		97.	798.
774	POOL HOUSE RESTROOMS AND BOOK ROOM	06/30/16	150DB	15.00		HY17	46,449.				46,449.	14,281.		3,217.	17,498.
775	POOL REPLASTER	06/30/16	150DB	15.00		HY17	42,673.				42,673.	13,121.		2,955.	16,076.
776	2016 ROADS	08/31/16	150DB	15.00		HY17	377,210.				377,210.	115,973.		26,124.	142,097.
777	TENNIS COURTS FENCE AND LIGHTS	06/30/16	150DB	15.00		HY17	60,626.				60,626.	18,640.		4,199.	22,839.
778	PICKLEBALL COURTS	12/31/16	150DB	15.00		HY17	25,753.				25,753.	7,919.		1,783.	9,702.
784	CLUBHOUSE BASEMENT CARPETING	01/31/17	200DB	5.00		MC17	2,731.				2,731.	2,092.		301.	2,393.
785	PICKLEBALL COURTS	03/31/17	150DB	15.00		MC17	7,200.				7,200.	1,878.		532.	2,410.
786	HVAC - ADMINISTRATION BUILDING	03/31/17	SL	39.00		MM17	4,474.				4,474.	321.		115.	436.
787	SNACK SHOP ICE MACHINE	04/30/17	200DB	7.00		MC17	5,594.				5,594.	3,250.		670.	3,920.
788	DELL NOTEBOOK - CHRISTY	06/30/17	200DB	5.00		MC17	1,241.				1,241.	906.		141.	1,047.
789	DELL NOTEBOOK - MATT	06/30/17	200DB	5.00		MC17	2,220.				2,220.	1,621.		252.	1,873.

2020 DEPRECIATION AND AMORTIZATION REPORT

OTHER DEPRECIATION

OTHER

Asset No.	Description	Date Acquired	Method	Life	C o n v	Line No.	Unadjusted Cost Or Basis	Bus % Excl	Section 179 Expense	* Reduction In Basis	Basis For Depreciation	Beginning Accumulated Depreciation	Current Sec 179 Expense	Current Year Deduction	Ending Accumulated Depreciation
790	DELL OPTI 3040 - LEE	06/30/17	200DB	5.00	MC	17	1,166.				1,166.	851.		133.	984.
791	DELL OPTI 3040 - BEN	06/30/17	200DB	5.00	MC	17	1,154.				1,154.	843.		131.	974.
792	DELL OPTI 3040 - ROB	06/30/17	200DB	5.00	MC	17	1,154.				1,154.	843.		131.	974.
793	DOCK REPAIRS	06/30/17	150DB	15.00	MC	17	10,500.				10,500.	2,526.		797.	3,323.
794	CABINETS	06/30/17	200DB	7.00	MC	17	3,754.				3,754.	2,181.		449.	2,630.
795	WASHING MACHINES - CLUBHOUSE	06/30/17	200DB	7.00	MC	17	969.				969.	563.		116.	679.
796	ADMIN RENOVATION - RUGS	06/30/17	200DB	5.00	MC	17	1,784.				1,784.	1,302.		203.	1,505.
797	HVAC - ADMINISTRATION BUILDING	06/30/17	SL	39.00	MM	17	4,321.				4,321.	282.		111.	393.
798	SECURITY CAMERA ADDITIONS AND UPGRADES	07/31/17	200DB	7.00	MC	17	7,489.				7,489.	4,078.		975.	5,053.
799	CLUBHOUSE WINDOW REPLACEMENT	07/31/17	SL	39.00	MM	17	6,194.				6,194.	391.		159.	550.
800	HVAC - GOLF SHOP	07/31/17	SL	39.00	MM	17	8,844.				8,844.	558.		227.	785.
801	CHINA GLASS AND SILVER	08/31/17	200DB	7.00	MC	17	10,499.				10,499.	5,716.		1,367.	7,083.
802	DELL OPTIPLEX 3040 - BOB	09/30/17	200DB	5.00	MC	17	1,198.				1,198.	831.		147.	978.
803	SALAMANDER BROILER	09/30/17	200DB	7.00	MC	17	2,101.				2,101.	1,144.		273.	1,417.
804	BOATS	09/30/17	200DB	5.00	MC	17	10,999.				10,999.	7,634.		1,346.	8,980.
805	TENNIS - HM	12/31/17	150DB	15.00	MC	17	29,203.				29,203.	5,844.		2,336.	8,180.
806	SPEED DISPLAY SIGN	12/31/17	150DB	15.00	MC	17	2,839.				2,839.	568.		227.	795.
807	SECURITY VEHICLE #2	12/31/17	200DB	5.00	MC	17	23,431.				23,431.	15,418.		3,205.	18,623.

2020 DEPRECIATION AND AMORTIZATION REPORT

OTHER DEPRECIATION

OTHER

Asset No.	Description	Date Acquired	Method	Life	Conv	Line No.	Unadjusted Cost Or Basis	Bus % Excl	Section 179 Expense	* Reduction In Basis	Basis For Depreciation	Beginning Accumulated Depreciation	Current Sec 179 Expense	Current Year Deduction	Ending Accumulated Depreciation
808	GATEHOUSE - HM	12/31/17	SL	39.00	MM	17	23,022.				23,022.	1,205.		590.	1,795.
809	SECURITY VEHICLE #1	12/31/17	200DB	5.00	MC	17	23,431.				23,431.	15,418.		3,205.	18,623.
810	PRINTER - LC	12/31/17	200DB	5.00	MC	17	477.				477.	314.		65.	379.
811	SERVER	12/31/17	200DB	5.00	MC	17	873.				873.	575.		119.	694.
812	DESKTOP PC - ASHLEY	12/31/17	200DB	5.00	MC	17	1,315.				1,315.	866.		180.	1,046.
813	DESKTOP PC - TENNIS	12/31/17	200DB	5.00	MC	17	1,138.				1,138.	749.		156.	905.
814	CLOUD MANAGED SECURITY APPLIANCE	12/31/17	200DB	5.00	MC	17	4,865.				4,865.	3,201.		666.	3,867.
815	PWC DOCKS	12/31/17	150DB	15.00	MC	17	24,750.				24,750.	4,953.		1,980.	6,933.
816	PERIMETER FENCING - HM	12/31/17	150DB	15.00	MC	17	3,280.				3,280.	657.		262.	919.
817	REMEDIATION - HM	12/31/17	150DB	15.00	MC	17	429,103.				429,103.	85,875.		34,323.	120,198.
818	LAGOON ENGINEERING STUDY	12/31/17	150DB	15.00	MC	17	9,125.				9,125.	1,826.		730.	2,556.
819	GOLF COURSE - HM	12/31/17	150DB	15.00	MC	17	206,242.				206,242.	41,274.		16,497.	57,771.
820	TIRES - DUMP TRUCK	12/31/17	200DB	5.00	MC	17	911.				911.	600.		124.	724.
821	TRUCK BED FABRICATE AND SPRAY	12/31/17	200DB	5.00	MC	17	6,315.				6,315.	4,156.		864.	5,020.
822	KUBOTA TRACTOR	12/31/17	200DB	3.00	MC	17	24,910.				24,910.	22,373.		2,537.	24,910.
823	SPREADER	12/31/17	200DB	7.00	MC	17	4,553.				4,553.	2,313.		640.	2,953.
824	SNACK BAR CABINETS	12/31/17	200DB	7.00	MC	17	1,970.				1,970.	1,001.		277.	1,278.
825	AREA RUG	12/31/17	200DB	7.00	MC	17	3,472.				3,472.	1,764.		488.	2,252.

2020 DEPRECIATION AND AMORTIZATION REPORT

OTHER DEPRECIATION

OTHER

Asset No.	Description	Date Acquired	Method	Life	Conv	Line No.	Unadjusted Cost Or Basis	Bus % Excl	Section 179 Expense	* Reduction In Basis	Basis For Depreciation	Beginning Accumulated Depreciation	Current Sec 179 Expense	Current Year Deduction	Ending Accumulated Depreciation
826	CHRISTMAS DECORATIONS	12/31/17	200DB	7.00	MC	17	9,967.				9,967.	5,063.		1,401.	6,464.
827	PRESSURE WASHER AND TRAILER	12/31/17	200DB	5.00	MC	17	11,837.				11,837.	7,789.		1,619.	9,408.
828	NEW PATIO FURNITURE	12/31/17	200DB	7.00	MC	17	5,870.				5,870.	2,982.		825.	3,807.
829	ADMIN. RENOVATION	12/31/17	200DB	5.00	MC	17	182.				182.	120.		25.	145.
830	CLUBHOUSE - HM	12/31/17	SL	39.00	MM	17	539,348.				539,348.	28,234.		13,829.	42,063.
831	FIRE PIT	12/31/17	SL	39.00	MM	17	14,275.				14,275.	747.		366.	1,113.
837	CLUBHOUSE RAIN GUTTERS	12/31/18	SL	39.00	MM	17	2,343.				2,343.	63.		60.	123.
838	CLUBHOUSE RAILINGS	12/31/18	SL	39.00	MM	17	8,340.				8,340.	223.		214.	437.
839	AUDIO MATRIX	12/31/18	200DB	5.00	HY	17	3,191.				3,191.	1,659.		613.	2,272.
840	HOSTESS STATION LAPTOP	12/31/18	200DB	5.00	HY	17	1,879.				1,879.	977.		361.	1,338.
841	PROJECTOR UPGRADES	12/31/18	200DB	5.00	HY	17	1,612.				1,612.	839.		309.	1,148.
842	CHINA GLASS AND SILVER	12/31/18	200DB	7.00	HY	17	6,157.				6,157.	2,388.		1,077.	3,465.
843	GOLF COURSE RE-DESIGN 2018	12/31/18	SL	39.00	MM	17	2,520,169.				2,520,169.	67,313.		64,620.	131,933.
844	LANDSCAPE REMEDIATION #6 AND #7	12/31/18	SL	39.00	MM	17	9,070.				9,070.	243.		233.	476.
845	ROADS 2018	12/31/18	SL	39.00	MM	17	270,902.				270,902.	7,235.		6,946.	14,181.
846	WATER FOUNTAINS	12/31/18	SL	39.00	MM	17	3,638.				3,638.	97.		93.	190.
847	CAPITAL RESERVE STUDY	10/31/18	SL	39.00	MM	17	13,987.				13,987.	434.		359.	793.
848	PRO SHOP RENOVATION	10/31/18	SL	39.00	MM	17	6,663.				6,663.	207.		171.	378.

2020 DEPRECIATION AND AMORTIZATION REPORT

OTHER DEPRECIATION

OTHER

Asset No.	Description	Date Acquired	Method	Life	Conv	Line No.	Unadjusted Cost Or Basis	Bus % Excl	Section 179 Expense	* Reduction In Basis	Basis For Depreciation	Beginning Accumulated Depreciation	Current Sec 179 Expense	Current Year Deduction	Ending Accumulated Depreciation
849	#16 RESTROOM	10/31/18	SL	39.00	MM	17	2,744.				2,744.	85.		70.	155.
850	GRILL ROOM SKYLIGHTS	10/31/18	SL	39.00	MM	17	3,038.				3,038.	94.		78.	172.
851	GRILL ROOM PAINTING	10/31/18	SL	39.00	MM	17	648.				648.	21.		17.	38.
852	LADIES LOCKER ROOM COMPRESSOR	10/31/18	SL	39.00	MM	17	3,158.				3,158.	98.		81.	179.
853	PRO LANDSCAPE SOFTWARE UPGRADE	10/31/18	200DB	5.00	HY	17	915.				915.	476.		176.	652.
854	CLUBHOUSE PATIO FURNITURE SANDBLAST	10/31/18	200DB	7.00	HY	17	4,186.				4,186.	1,623.		732.	2,355.
855	CLUBHOUSE CHAIR CUSHIONS	10/31/18	200DB	7.00	HY	17	1,860.				1,860.	721.		325.	1,046.
856	CLUBHOUSE MAIN STAIRCASE CARPET RUN	10/31/18	200DB	7.00	HY	17	2,226.				2,226.	863.		389.	1,252.
857	SPEED QUEEN DRYER	10/31/18	200DB	5.00	HY	17	902.				902.	469.		173.	642.
858	GOLF COURSE WATER COOLERS	10/31/18	200DB	5.00	HY	17	12,656.				12,656.	6,581.		2,430.	9,011.
859	LAGOON FOUNTAINS REPAIRS	10/31/18	SL	39.00	MM	17	2,785.				2,785.	86.		71.	157.
860	LAGOON ENGINEERING STUDY 2018	10/31/18	SL	39.00	MM	17	51,268.				51,268.	1,589.		1,315.	2,904.
861	PRO SHOP FIXTURES	10/31/18	200DB	7.00	HY	17	8,381.				8,381.	3,250.		1,466.	4,716.
862	ROOF - TEACHING CENTER	09/30/18	SL	39.00	MM	17	3,820.				3,820.	127.		98.	225.
863	LAND SURVEY - PLAYGROUND/FARM AREA	09/30/18	200DB	5.00	HY	17	6,300.				6,300.	3,276.		1,210.	4,486.
864	WALKING CARTS	09/30/18	200DB	5.00	HY	17	2,340.				2,340.	1,217.		449.	1,666.
865	CLUBHOUSE PARKING LOT	09/30/18	SL	39.00	MM	17	141,288.				141,288.	4,680.		3,623.	8,303.
866	PICKLEBALL COURTS 2018	09/30/18	SL	39.00	MM	17	204,032.				204,032.	6,758.		5,232.	11,990.

2020 DEPRECIATION AND AMORTIZATION REPORT

OTHER DEPRECIATION

OTHER

Asset No.	Description	Date Acquired	Method	Life	Conv	Line No.	Unadjusted Cost Or Basis	Bus % Excl	Section 179 Expense	* Reduction In Basis	Basis For Depreciation	Beginning Accumulated Depreciation	Current Sec 179 Expense	Current Year Deduction	Ending Accumulated Depreciation
867	#6 RESTROOM	08/31/18	SL	39.00	MM	17	8,773.				8,773.	309.		225.	534.
868	LCC REALTY OFFICE SPACE	08/31/18	SL	39.00	MM	17	40,000.				40,000.	1,411.		1,026.	2,437.
869	COMPUTER MONITOR - SECURITY	08/31/18	200DB	5.00	HY	17	233.				233.	121.		45.	166.
870	SOLSTICE FRYER SYSTEM	08/31/18	200DB	5.00	HY	17	16,114.				16,114.	8,379.		3,094.	11,473.
871	ICE MAKER #1	08/31/18	200DB	5.00	HY	17	7,488.				7,488.	3,894.		1,438.	5,332.
872	ICE MAKER #2	08/31/18	200DB	5.00	HY	17	7,488.				7,488.	3,894.		1,438.	5,332.
873	ICE MAKER #3	08/31/18	200DB	5.00	HY	17	7,488.				7,488.	3,894.		1,438.	5,332.
874	WORKMAN GTX #4	08/31/18	200DB	5.00	HY	17	7,417.				7,417.	3,857.		1,424.	5,281.
875	WORKMAN GTX #1	08/31/18	200DB	5.00	HY	17	9,808.				9,808.	5,100.		1,883.	6,983.
876	WORKMAN MDX CARRYALL	08/31/18	200DB	5.00	HY	17	10,735.				10,735.	5,582.		2,061.	7,643.
877	WORKMAN GTX #3	08/31/18	200DB	5.00	HY	17	7,417.				7,417.	3,857.		1,424.	5,281.
878	WORKMAN GTX #2	08/31/18	200DB	5.00	HY	17	7,417.				7,417.	3,857.		1,424.	5,281.
879	WORKMAN GTX #5	08/31/18	200DB	5.00	HY	17	6,579.				6,579.	3,421.		1,263.	4,684.
880	PICKER	08/31/18	200DB	5.00	HY	17	1,895.				1,895.	985.		364.	1,349.
881	AGRIMETAL BLOWER	08/31/18	200DB	5.00	HY	17	7,150.				7,150.	3,718.		1,373.	5,091.
882	CLUBHOUSE PHONE	08/31/18	200DB	7.00	HY	17	1,954.				1,954.	758.		342.	1,100.
883	CART BARN	07/31/18	SL	39.00	MM	17	1,927.				1,927.	71.		49.	120.
884	DOG WATERING STATION	07/31/18	200DB	5.00	HY	17	2,295.				2,295.	1,193.		441.	1,634.

2020 DEPRECIATION AND AMORTIZATION REPORT

OTHER DEPRECIATION

OTHER

Asset No.	Description	Date Acquired	Method	Life	C o n v	Line No.	Unadjusted Cost Or Basis	Bus % Excl	Section 179 Expense	* Reduction In Basis	Basis For Depreciation	Beginning Accumulated Depreciation	Current Sec 179 Expense	Current Year Deduction	Ending Accumulated Depreciation
885	GRASS AREA NEXT TO CLUBHOUSE	07/31/18	SL	39.00	MM	17	26,808.				26,808.	1,002.		687.	1,689.
886	POOL CHLORINATOR	06/30/18	200DB	5.00	HY	17	6,644.				6,644.	3,455.		1,276.	4,731.
887	PUMP HOUSE AC UNIT	06/30/18	200DB	5.00	HY	17	36,005.				36,005.	18,723.		6,913.	25,636.
888	CHINA GLASS AND SILVER	05/31/18	200DB	7.00	HY	17	949.				949.	368.		166.	534.
889	LIGHTNING DETECTION SYSTEM	05/31/18	200DB	5.00	HY	17	2,256.				2,256.	1,173.		433.	1,606.
890	AED	05/31/18	200DB	5.00	HY	17	3,962.				3,962.	2,061.		760.	2,821.
891	FORD F150 - HAROLD	04/30/18	200DB	5.00	HY	17	30,141.				30,141.	15,673.		5,787.	21,460.
892	FORD F150 - ASHLEY	04/30/18	200DB	5.00	HY	17	27,410.				27,410.	14,253.		5,263.	19,516.
893	CHRISTMAS DECORATIONS	04/30/18	200DB	7.00	HY	17	11,185.				11,185.	4,337.		1,957.	6,294.
894	LAPTOP - GOLF OUTSIDE ACCESS	04/30/18	200DB	5.00	HY	17	3,631.				3,631.	1,888.		697.	2,585.
895	BOOM LIFT	04/30/18	200DB	5.00	HY	17	31,305.				31,305.	16,279.		6,010.	22,289.
896	DELL OPTIPLEX 3050 - WILLIE	04/30/18	200DB	5.00	HY	17	893.				893.	465.		171.	636.
897	DELL OPTIPLEX 3050 - LEON	04/30/18	200DB	5.00	HY	17	1,008.				1,008.	524.		194.	718.
898	TENNIS IRRIGATION	04/30/18	SL	39.00	MM	17	3,167.				3,167.	138.		81.	219.
899	FIREWALL	03/31/18	200DB	5.00	HY	17	704.				704.	366.		135.	501.
900	BALL MACHINE	03/31/18	200DB	5.00	HY	17	6,147.				6,147.	3,197.		1,180.	4,377.
901	UPS BATTERY	06/30/19	200DB	5.00	MC	17	1,335.				1,335.	334.		400.	734.
902	COMPUTER AND PRINTER - GM	06/30/19	200DB	5.00	MC	17	3,272.				3,272.	818.		982.	1,800.

2020 DEPRECIATION AND AMORTIZATION REPORT

OTHER DEPRECIATION

OTHER

Asset No.	Description	Date Acquired	Method	Life	Conv Line No.	Unadjusted Cost Or Basis	Bus % Excl	Section 179 Expense	* Reduction In Basis	Basis For Depreciation	Beginning Accumulated Depreciation	Current Sec 179 Expense	Current Year Deduction	Ending Accumulated Depreciation
903	CLUBHOUSE DESKTOP	06/30/19	200DB	5.00	MC17	968.				968.	242.		290.	532.
904	SERVER	06/30/19	200DB	5.00	MC17	24,374.				24,374.	6,094.		7,312.	13,406.
905	ADMIN ROOF	06/30/19	SL	39.00	MM17	19,616.				19,616.	272.		503.	775.
906	HVAC - GATEHOUSE	08/31/19	SL	39.00	MM17	4,812.				4,812.	46.		123.	169.
907	CLUBHOUSE WINDOW REPLACEMENT	08/31/19	SL	39.00	MM17	9,834.				9,834.	95.		252.	347.
908	CLUBHOUSE LIFT	12/31/19	150DB	15.00	MC17	10,873.				10,873.	136.		1,074.	1,210.
909	WORKMAN HDX 2WD	06/30/19	200DB	7.00	MC17	8,740.				8,740.	1,561.		2,051.	3,612.
910	SIGNS	10/31/19	150DB	15.00	MC17	12,498.				12,498.	156.		1,234.	1,390.
911	MASTER PLAN - 2019	12/31/19	SL	39.00	MM17	88,367.				88,367.	94.		2,266.	2,360.
912	CLUBHOUSE PLAQUE	06/30/19	200DB	7.00	MC17	3,870.				3,870.	691.		908.	1,599.
913	MIXER	06/30/19	200DB	7.00	MC17	10,684.				10,684.	1,908.		2,507.	4,415.
914	CHRISTMAS DECORATIONS	06/30/19	200DB	7.00	MC17	75.				75.	13.		18.	31.
915	BARSTOOLS REUPHOLSTERY	06/30/19	200DB	7.00	MC17	2,244.				2,244.	401.		527.	928.
916	BANQUET GRILL	08/31/19	200DB	7.00	MC17	1,012.				1,012.	108.		258.	366.
917	AUTO FLUSH - CLUBHOUSE	08/31/19	200DB	7.00	MC17	997.				997.	107.		254.	361.
918	REACH IN REFRIGERATOR	08/31/19	200DB	7.00	MC17	3,722.				3,722.	399.		949.	1,348.
919	CLUBHOUSE CARPET	08/31/19	200DB	5.00	MC17	24,328.				24,328.	3,649.		8,272.	11,921.
920	GLASS WASHER	10/31/19	200DB	7.00	MC17	7,310.				7,310.	261.		2,014.	2,275.

2020 DEPRECIATION AND AMORTIZATION REPORT

OTHER DEPRECIATION

OTHER

Asset No.	Description	Date Acquired	Method	Life	Conv	Line No.	Unadjusted Cost Or Basis	Bus % Excl	Section 179 Expense	* Reduction In Basis	Basis For Depreciation	Beginning Accumulated Depreciation	Current Sec 179 Expense	Current Year Deduction	Ending Accumulated Depreciation
921	CLUBHOUSE EQUIPMENT	10/31/19	200DB	7.00		MC17	37,090.				37,090.	1,325.		10,219.	11,544.
922	CHINA GLASS AND SILVER	10/31/19	200DB	7.00		MC17	12,089.				12,089.	432.		3,331.	3,763.
923	BANQUET EQUIPMENT	12/31/19	200DB	7.00		MC17	15,644.				15,644.	559.		4,310.	4,869.
924	REPAIRS TO LIGHTNING DETECTION SYSTEM	08/31/19	150DB	15.00		MC17	2,100.				2,100.	79.		202.	281.
925	DRINK HOLDERS	08/31/19	200DB	7.00		MC17	1,975.				1,975.	212.		504.	716.
926	PUMP STATION VFD	10/31/19	150DB	15.00		MC17	8,104.				8,104.	101.		800.	901.
927	PUMP HOUSE MOTOR	10/31/19	150DB	15.00		MC17	6,459.				6,459.	81.		638.	719.
928	REPLACEMENT OF #18 BRIDGE	10/31/19	150DB	15.00		MC17	40,000.				40,000.	500.		3,950.	4,450.
929	GOLF TEACHING FACILITY - 2019	12/31/19	150DB	15.00		MC17	8,285.				8,285.	104.		818.	922.
930	BCPSD MITIGATION	06/30/19	150DB	15.00		MC17	3,104.				3,104.	194.		291.	485.
931	LEISURE PATH - 2019	12/31/19	150DB	15.00		MC17	35,350.				35,350.	442.		3,491.	3,933.
932	LAGOON ENGINEERING STUDY - 2019	12/31/19	SL	39.00		MM17	530,831.				530,831.	567.		13,611.	14,178.
933	PWC DOCKS	06/30/19	150DB	15.00		MC17	15,000.				15,000.	938.		1,406.	2,344.
934	MARINA PARTY PLATFORM	12/31/19	150DB	15.00		MC17	5,750.				5,750.	72.		568.	640.
935	MARINA DECKING	12/31/19	150DB	15.00		MC17	68,993.				68,993.	862.		6,813.	7,675.
936	PUSH CARTS	12/31/19	200DB	5.00		MC17	1,950.				1,950.	98.		741.	839.
937	PRINTER - MATT	08/31/19	200DB	7.00		MC17	1,027.				1,027.	110.		262.	372.
938	OFFICE 365 MIGRATION	08/31/19	200DB	3.00		MC17	6,250.				6,250.	1,563.		3,125.	4,688.

2020 DEPRECIATION AND AMORTIZATION REPORT

OTHER DEPRECIATION

OTHER

Asset No.	Description	Date Acquired	Method	Life	Conv	Line No.	Unadjusted Cost Or Basis	Bus % Excl	Section 179 Expense	* Reduction In Basis	Basis For Depreciation	Beginning Accumulated Depreciation	Current Sec 179 Expense	Current Year Deduction	Ending Accumulated Depreciation
939	PC REPLACEMENT - DIANE	08/31/19	200DB	5.00		MC17	1,094.				1,094.	164.		372.	536.
940	PC REPLACEMENT - LINDSAY	08/31/19	200DB	5.00		MC17	1,094.				1,094.	164.		372.	536.
941	PC REPLACEMENT - HAROLD	08/31/19	200DB	5.00		MC17	1,344.				1,344.	202.		457.	659.
942	SWITCH	08/31/19	200DB	7.00		MC17	919.				919.	99.		234.	333.
943	MERAKI LICENSE	12/31/19	200DB	7.00		MC17	4,280.				4,280.	153.		1,179.	1,332.
944	PARKING LOT RE-SEAL	08/31/19	150DB	15.00		MC17	36,449.				36,449.	1,367.		3,508.	4,875.
945	ROADS - 2019	09/30/19	150DB	15.00		MC17	54,584.				54,584.	2,047.		5,254.	7,301.
946	MAIN GATE GENERATOR	06/30/19	200DB	7.00		MC17	5,150.				5,150.	919.		1,209.	2,128.
947	ADDITIONS TO SECURITY EQUIPMENT	06/30/19	200DB	7.00		MC17	2,198.				2,198.	393.		516.	909.
948	AED - PICKELBALL COURT	08/31/19	150DB	15.00		MC17	3,046.				3,046.	114.		293.	407.
949	TENNIS CARRYALL	06/30/19	200DB	7.00		MC17	7,150.				7,150.	1,277.		1,678.	2,955.
950	OUTDOOR TENNIS FURNITURE	07/31/19	200DB	7.00		MC17	20,067.				20,067.	2,150.		5,119.	7,269.
951	POOL UMBRELLAS	08/31/19	200DB	7.00		MC17	2,375.				2,375.	255.		606.	861.
952	BOCCE BALL COURTS 2019	10/31/19	150DB	15.00		MC17	81,369.				81,369.	1,017.		8,035.	9,052.
953	HURRICANE RELATED EXEPENSES	01/01/19	L				86,939.				86,939.			0.	
954	WINE CELLAR COOLING UNIT	06/30/20	200DB	7.00		HY19C	5,263.				5,263.			752.	752.
955	CLUBHOUSE HVAC	06/30/20	SL	39.00		MM19I	7,552.				7,552.			105.	105.
956	CLUBHOUSE HVAC UNITS	09/30/20	SL	39.00		MM19I	2,400.				2,400.			18.	18.

2020 DEPRECIATION AND AMORTIZATION REPORT

OTHER DEPRECIATION

OTHER

Asset No.	Description	Date Acquired	Method	Life	Conv Line No.	Unadjusted Cost Or Basis	Bus % Excl	Section 179 Expense	* Reduction In Basis	Basis For Depreciation	Beginning Accumulated Depreciation	Current Sec 179 Expense	Current Year Deduction	Ending Accumulated Depreciation
957	CLUBHOUSE WINDOW REPLACEMENT	10/31/20	SL	39.00	MM19I	39,750.				39,750.			212.	212.
958	COVID-19 RESTROOM FIXTURES	12/31/20	SL	39.00	MM19I	13,339.				13,339.			14.	14.
959	EMPLOYEE CAFETERIA	12/31/20	SL	39.00	MM19I	26,632.				26,632.			28.	28.
960	HVAC STUDY	12/31/20	SL	39.00	MM19I	6,700.				6,700.			7.	7.
961	UTILITY TRAILER	06/30/20	200DB	7.00	HY19C	1,511.				1,511.			216.	216.
962	#16 RESTROOM	08/31/20	200DB	7.00	HY19C	11,299.				11,299.			1,614.	1,614.
963	MASTER PLAN - 2020	12/31/20	SL	39.00	MM19I	18,968.				18,968.			20.	20.
964	SIGNAGE	12/31/20	200DB	7.00	HY19C	738.				738.			106.	106.
965	COMBI OVEN	05/31/20	200DB	7.00	HY19C	36,479.				36,479.			5,212.	5,212.
966	ICE MACHINE	05/31/20	200DB	7.00	HY19C	10,991.				10,991.			1,570.	1,570.
967	TAYLOR ICE CREAM MACHINE	07/31/20	200DB	7.00	HY19C	2,477.				2,477.			354.	354.
968	OUTDOOR FURNITURE- CLUBHOUSE	08/31/20	200DB	7.00	HY19C	5,092.				5,092.			728.	728.
969	ICE CREAM MACHINE	09/30/20	200DB	7.00	HY19C	3,230.				3,230.			462.	462.
970	ARTWORK	09/30/20	200DB	7.00	HY19C	11,650.				11,650.			1,665.	1,665.
971	BARSTOOLS FOR BOCCIE COURT	12/31/20	200DB	7.00	HY19C	958.				958.			137.	137.
972	CHRISTMAS DECORATIONS	12/31/20	200DB	7.00	HY19C	728.				728.			104.	104.
973	DROP CURTAINS- BAG DROP	05/31/20	200DB	7.00	HY19C	5,304.				5,304.			758.	758.
974	GOLF ICE CHESTS	05/31/20	200DB	7.00	HY19C	1,879.				1,879.			269.	269.

2020 DEPRECIATION AND AMORTIZATION REPORT

OTHER DEPRECIATION

OTHER

Asset No.	Description	Date Acquired	Method	Life	Conv	Line No.	Unadjusted Cost Or Basis	Bus % Excl	Section 179 Expense	* Reduction In Basis	Basis For Depreciation	Beginning Accumulated Depreciation	Current Sec 179 Expense	Current Year Deduction	Ending Accumulated Depreciation
975	BANK MOWER	05/31/20	200DB	7.00		HY19C	44,485.				44,485.			6,355.	6,355.
976	GREENS GROOMER	05/31/20	200DB	7.00		HY19C	3,790.				3,790.			542.	542.
977	REEL MOWER	05/31/20	200DB	7.00		HY19C	54,654.				54,654.			7,808.	7,808.
978	REEL MOWER	05/31/20	200DB	7.00		HY19C	38,115.				38,115.			5,445.	5,445.
979	CLUB CLEANERS	06/30/20	200DB	7.00		HY19C	2,088.				2,088.			299.	299.
980	TOP DRESSER	08/31/20	200DB	7.00		HY19C	10,561.				10,561.			1,509.	1,509.
981	PUSH CARTS	12/31/20	200DB	7.00		HY19C	2,005.				2,005.			287.	287.
982	WORKMAN #1	12/31/20	200DB	5.00		HY19B	8,025.				8,025.			1,605.	1,605.
983	WORKMAN #2	12/31/20	200DB	5.00		HY19B	8,025.				8,025.			1,605.	1,605.
984	WORKMAN #3	12/31/20	200DB	5.00		HY19B	9,963.				9,963.			1,993.	1,993.
985	WORKMAN #4	12/31/20	200DB	5.00		HY19B	9,963.				9,963.			1,993.	1,993.
986	DRAINAGE #4, 7, 12 AND 16	10/31/20	150DB	15.00		HY19E	56,730.				56,730.			2,837.	2,837.
987	LAGOON ENGINEERING STUDY	05/31/20	SL	39.00		MM19I	91,193.				91,193.			1,461.	1,461.
988	HATTERAS LIGHTS	06/30/20	200DB	7.00		HY19C	1,791.				1,791.			256.	256.
989	DOCK ICE MACHINE	06/30/20	200DB	7.00		HY19C	20,951.				20,951.			2,993.	2,993.
990	DOCK WHEELS	12/31/20	150DB	15.00		HY19E	1,214.				1,214.			61.	61.
991	DOCK PILE EXTENSION	12/31/20	150DB	15.00		HY19E	6,500.				6,500.			325.	325.
992	DOCK PILE EXTENSION	12/31/20	150DB	15.00		HY19E	5,079.				5,079.			254.	254.

2020 DEPRECIATION AND AMORTIZATION REPORT

OTHER DEPRECIATION

OTHER

Asset No.	Description	Date Acquired	Method	Life	Conv	Line No.	Unadjusted Cost Or Basis	Bus % Excl	Section 179 Expense	* Reduction In Basis	Basis For Depreciation	Beginning Accumulated Depreciation	Current Sec 179 Expense	Current Year Deduction	Ending Accumulated Depreciation
993	KAYAK LAUNCH	12/31/20	150DB	15.00		HY19E	10,729.				10,729.			537.	537.
994	WINDOWS 7 REPLACEMENT PROJECT 2020	05/31/20	200DB	3.00		HY19A	29,725.				29,725.			9,909.	9,909.
995	POS ONLINE CREDIT CARD INTERFACE	05/31/20	200DB	5.00		HY19E	2,440.				2,440.			488.	488.
996	NEW PHONE SWITCH	06/30/20	200DB	5.00		HY19E	9,150.				9,150.			1,830.	1,830.
997	MARKETING LAPTOP	07/31/20	200DB	5.00		HY19E	1,986.				1,986.			397.	397.
998	CONFERENCE CALL LINE	08/31/20	200DB	7.00		HY19C	2,367.				2,367.			338.	338.
999	LAPTOP	08/31/20	200DB	5.00		HY19E	1,075.				1,075.			215.	215.
1000	2 DESKTOPS	09/30/20	200DB	5.00		HY19E	2,201.				2,201.			440.	440.
	* OTHER TOTAL OTHER						19078900.				19078900.	5,291,400.		992,183.	6,283,583.
	BUILDINGS														
27	CLUBHOUSE IMPROVMENTS	06/30/87	L				824,796.				824,796.			0.	0.
28	MAINTENANCE BUILDING	06/30/87	L				161,349.				161,349.			0.	0.
29	HALFWAY HOUSE	06/30/87	L				20,000.				20,000.			0.	0.
30	PUMP HOUSE	06/30/87	L				4,000.				4,000.			0.	0.
31	POOL AND BUILDING	06/30/87	L				91,458.				91,458.			0.	0.
32	PUMP HOUSE GOLF COURSE	06/30/87	L				4,000.				4,000.			0.	0.
33	ADMINISTRATION BUILDING	12/01/93	SL	39.00		16	193,090.				193,090.	129,141.		4,951.	134,092.
34	CLUBHOUSE RENOVATIONS	10/31/96	SL	39.00		16	533,241.				533,241.	317,373.		13,673.	331,046.

2020 DEPRECIATION AND AMORTIZATION REPORT

OTHER DEPRECIATION

OTHER

Asset No.	Description	Date Acquired	Method	Life	Conv	Line No.	Unadjusted Cost Or Basis	Bus % Excl	Section 179 Expense	* Reduction In Basis	Basis For Depreciation	Beginning Accumulated Depreciation	Current Sec 179 Expense	Current Year Deduction	Ending Accumulated Depreciation
35	POOL IMPROVEMENTS	05/18/98	SL	39.00		16	32,658.				32,658.	18,032.		837.	18,869.
36	ATTIC IMPROVEMENTS	04/29/98	SL	39.00		16	11,759.				11,759.	6,555.		302.	6,857.
38	TENNIS PRO-SHOP RENOVATION	11/30/01	SL	39.00		16	283,785.				283,785.	131,896.		7,277.	139,173.
39	GREENHOUSE	03/20/98	200DB	7.00		HY17	1,819.				1,819.	1,671.		0.	1,671.
42	GOLF SHOP DOORS	04/15/03	150DB	15.00		HY17	1,800.				1,800.	1,800.		0.	1,800.
43	PANEL DRIVEWAY CEILINGS	04/15/03	150DB	15.00		HY17	7,249.				7,249.	7,249.		0.	7,249.
49	PAINT EXTERIOR TRIM-ADMIN OFFICE	01/12/05	200DB	7.00		HY17	3,500.				3,500.	3,500.		0.	3,500.
50	PAINT INTERIOR WALLS	03/28/05	200DB	7.00		HY17	6,495.				6,495.	6,495.		0.	6,495.
51	SEATH PUMP ROOM WALLS	12/31/05	200DB	7.00		HY17	2,700.				2,700.	2,700.		0.	2,700.
52	ICE MAKER	05/24/06	200DB	7.00		HY17	1,000.				1,000.	1,000.		0.	1,000.
53	SIGNAGE	05/24/06	200DB	7.00		HY17	429.				429.	429.		0.	429.
54	GOLF TEACHING FACILITY	06/30/06	SL	39.00		16	94,939.				94,939.	32,960.		2,434.	35,394.
55	EXPAND STORAGE IN GOLF SHOP	06/30/06	200DB	7.00		HY17	6,190.				6,190.	6,190.		0.	6,190.
56	MAINTENANCE FACILITY	04/25/06	SL	39.00		16	429,480.				429,480.	150,956.		11,012.	161,968.
57	POOLHOUSE BATHROOM RENOVATION	07/31/06	SL	39.00		16	36,755.				36,755.	12,678.		942.	13,620.
59	SECURITY GATEHOUSE	12/31/06	SL	39.00		16	210,695.				210,695.	70,453.		5,402.	75,855.
60	GATEHOUSE LIGHTS	11/15/06	200DB	7.00		HY17	3,900.				3,900.	3,900.		0.	3,900.
61	CONTRETE PATIO AT TENNIS CENTER	05/08/07	SL	39.00		16	7,500.				7,500.	2,424.		192.	2,616.

2020 DEPRECIATION AND AMORTIZATION REPORT

OTHER DEPRECIATION

OTHER

Asset No.	Description	Date Acquired	Method	Life	Conv	Line No.	Unadjusted Cost Or Basis	Bus % Excl	Section 179 Expense	* Reduction In Basis	Basis For Depreciation	Beginning Accumulated Depreciation	Current Sec 179 Expense	Current Year Deduction	Ending Accumulated Depreciation
63	TENNIS STORAGE	03/17/07	SL	39.00		16	22,254.				22,254.	7,304.		571.	7,875.
67	REPLACE COMMUNITY SIGNAGE	01/31/08	200DB	7.00		HY17	3,211.				3,211.	3,211.		0.	3,211.
68	POOL HOUSE ROOF REPLACEMENT	06/18/08	SL	39.00		16	11,600.				11,600.	3,428.		297.	3,725.
69	NEW POOL RILTER SYSTEM	03/12/08	150DB	15.00		HY17	14,690.				14,690.	11,773.		833.	12,606.
70	2008 ADDITION TO TENNIS PRO SHOP	12/31/08	SL	39.00		16	123,439.				123,439.	34,947.		3,165.	38,112.
456	FENCES	02/27/09	150DB	15.00		HY17	30,425.				30,425.	22,341.		1,796.	24,137.
457	BUILDING	06/30/09	SL	39.00		MM17	1,995.				1,995.	538.		51.	589.
	* OTHER TOTAL BUILDINGS						3,182,201.				3,182,201.	990,944.		53,735.	1,044,679.
	FURNITURE & FIXTURES														
114	PATIO FURNITURE	09/30/06	200DB	7.00		HY17	13,000.				13,000.	13,000.		0.	13,000.
116	OFFICE FURNITURE	12/18/06	200DB	7.00		HY17	6,179.				6,179.	6,179.		0.	6,179.
	* OTHER TOTAL FURNITURE & FIXTURES						19,179.				19,179.	19,179.		0.	19,179.
	MACHINERY & EQUIPMENT														
422	IRRIGATION SYSTEM	07/19/99	150DB	15.00		HY17	66,048.				66,048.	66,048.		0.	66,048.
423	GOLF IRRIGATION SYSTEM	11/30/01	SL	39.00		16	887,494.				887,494.	412,448.		22,756.	435,204.
425	TURBINE PUMP STATION	04/20/06	150DB	15.00		HY17	74,769.				74,769.	68,234.		4,357.	72,591.
426	IRRIGATION	10/19/06	150DB	15.00		HY17	25,450.				25,450.	23,106.		1,563.	24,669.
431	TENNIS STORAGE SHED	08/31/96	150DB	15.00		HY17	13,377.				13,377.	13,377.		0.	13,377.

2020 DEPRECIATION AND AMORTIZATION REPORT

OTHER DEPRECIATION

OTHER

Asset No.	Description	Date Acquired	Method	Life	Conv	Line No.	Unadjusted Cost Or Basis	Bus % Excl	Section 179 Expense	* Reduction In Basis	Basis For Depreciation	Beginning Accumulated Depreciation	Current Sec 179 Expense	Current Year Deduction	Ending Accumulated Depreciation
432	RACQUET RE-STRINGER MACHINE	03/10/99	200DB	7.00		HY17	1,179.				1,179.	1,095.		0.	1,095.
435	SERVICE ACE ALLOY	01/21/00	200DB	7.00		HY17	8,750.				8,750.	8,039.		0.	8,039.
436	TENNIS FURNITURE	08/04/00	200DB	7.00		HY17	5,089.				5,089.	4,675.		0.	4,675.
437	TENNIS FURNITURE-24	07/10/02	200DB	7.00		HY17	2,766.				2,766.	2,766.		0.	2,766.
438	TENNIS FURNITURE- 6 TABLES	07/10/02	200DB	7.00		HY17	1,407.				1,407.	1,407.		0.	1,407.
442	TENNIS KIOCKS	06/10/04	200DB	7.00		HY17	17,467.				17,467.	17,467.		0.	17,467.
443	240 LINEAR FEET OF CHANNEL DRAIN	05/31/05	200DB	7.00		HY17	4,318.				4,318.	4,318.		0.	4,318.
445	2-TON TRANE	02/23/06	200DB	7.00		HY17	30,595.				30,595.	30,595.		0.	30,595.
446	FENCING ON COURTS	02/28/06	150DB	15.00		HY17	3,797.				3,797.	3,630.		111.	3,741.
447	6 WINDS SCREENS	04/30/06	200DB	7.00		HY17	57,280.				57,280.	57,280.		0.	57,280.
448	POOL DECK REPAIR	04/19/06	150DB	15.00		HY17	1,422.				1,422.	1,354.		45.	1,399.
450	COURT PAC ROLLER '48	01/31/07	200DB	5.00		HY17	6,495.				6,495.	6,495.		0.	6,495.
453	TROPITONE LOUNGE CHAIRS (20)	04/07/08	200DB	7.00		HY17	3,327.				3,327.	3,327.		0.	3,327.
455	POOL DECK REPAIR	04/19/06	150DB	15.00		HY17	5,750.				5,750.	5,247.		335.	5,582.
470	EAST COAST EQUIPMENT	04/30/09	150DB	7.00		HY17	26,750.				26,750.	26,750.		0.	26,750.
471	(D)SMITH TURF & IRRIGATION	05/28/09	150DB	7.00		HY17	28,456.				28,456.	28,456.		0.	28,456.
472	(D)SMITH TURF & IRRIGATION	05/28/09	150DB	7.00		HY17	17,148.				17,148.	17,148.		0.	17,148.
475	SHOWTURF	07/13/09	150DB	7.00		HY17	5,800.				5,800.	5,800.		0.	5,800.

2020 DEPRECIATION AND AMORTIZATION REPORT

OTHER DEPRECIATION

OTHER

Asset No.	Description	Date Acquired	Method	Life	Conv	Line No.	Unadjusted Cost Or Basis	Bus % Excl	Section 179 Expense	* Reduction In Basis	Basis For Depreciation	Beginning Accumulated Depreciation	Current Sec 179 Expense	Current Year Deduction	Ending Accumulated Depreciation
484	TENNIS AND POOL EQUIPMENT	07/17/09	150DB	7.00		HY17	3,483.				3,483.	3,483.		0.	3,483.
487	TENNIS EQUIPMENT	03/31/09	150DB	7.00		HY17	22,057.				22,057.	22,057.		0.	22,057.
	* OTHER TOTAL MACHINERY & EQUIPMENT						1,320,474.				1,320,474.	834,602.		29,167.	863,769.
	LAND														
8	STORM DRAINAGE	06/30/87	L				174,000.				174,000.			0.	
9	SIDEWALKS	06/30/87	L				5,000.				5,000.			0.	
10	RETAINING WALLS	06/30/87	L				70,000.				70,000.			0.	
11	LAND ALONG HIGHWAY 278	11/02/99	L				310,000.				310,000.			0.	
12	TENNIS COURTS	10/30/01	SL	39.00		16	91,488.				91,488.	42,717.		2,346.	45,063.
13	IRRIGATION SYSTEM TENNIS COURTS	07/18/02	150DB	15.00		HY17	13,045.				13,045.	13,045.		0.	13,045.
14	GRADING-TENNIS COURTS	09/30/02	150DB	15.00		HY17	8,642.				8,642.	8,642.		0.	8,642.
15	BOOSTER WATERPUMP	07/19/02	150DB	15.00		HY17	1,064.				1,064.	1,064.		0.	1,064.
16	NURSERY GREEN	07/30/03	150DB	15.00		HY17	3,700.				3,700.	3,700.		0.	3,700.
17	DEER FENCE	03/31/06	150DB	15.00		HY17	1,500.				1,500.	1,372.		85.	1,457.
18	EMERGENCY ENTERANCE	04/30/06	150DB	15.00		HY17	4,720.				4,720.	4,307.		275.	4,582.
19	STORMWATER DRAINAGE	12/31/06	SL	25.00		HY17	27,075.				27,075.	14,214.		1,083.	15,297.
20	NEW SURFACE ON COURTS #7 AND #8	01/31/07	150DB	15.00		HY17	11,995.				11,995.	10,224.		708.	10,932.
21	70-IRRIGATION ADDITION	05/31/07	150DB	15.00		HY17	95,074.				95,074.	81,039.		5,614.	86,653.

2020 DEPRECIATION AND AMORTIZATION REPORT

OTHER DEPRECIATION

OTHER

Asset No.	Description	Date Acquired	Method	Life	C o n v	Line No.	Unadjusted Cost Or Basis	Bus % Excl	Section 179 Expense	* Reduction In Basis	Basis For Depreciation	Beginning Accumulated Depreciation	Current Sec 179 Expense	Current Year Deduction	Ending Accumulated Depreciation
23	TENNIS VIEWING AREA AT #7 AND #8	06/12/07	150DB	15.00		HY17	7,615.				7,615.	6,491.		450.	6,941.
24	TENNIS COURT #9 AND #10	09/22/07	150DB	15.00		HY17	52,691.				52,691.	44,912.		3,112.	48,024.
25	STORMWATER DRAINAGE	09/26/07	150DB	15.00		HY17	6,118.				6,118.	5,214.		362.	5,576.
26	LIFT TENNIS COURTS #5 & 6	01/28/08	150DB	15.00		HY17	17,500.				17,500.	14,026.		993.	15,019.
189	LANDSCAPING	06/30/87	L				362,000.				362,000.			0.	
190	FARM LAND	06/30/87	L				2,800.				2,800.			0.	
191	FENCES	06/30/87	L				37,000.				37,000.			0.	
192	TENNIS COURTS	06/30/87	L				130,000.				130,000.			0.	
193	CURBS AND GUTTERS	06/30/87	L				24,000.				24,000.			0.	
194	LIGHTING AND ELECTRICAL IMPROVEMENTS	06/30/87	L				60,000.				60,000.			0.	
195	SIGNAGE	06/30/87	L				25,000.				25,000.			0.	
755	REFRIGERATED CHEF BASE	10/31/16	200DB	7.00		HY17	9,441.				9,441.	6,492.		843.	7,335.
	* OTHER TOTAL LAND						1,551,468.				1,551,468.	257,459.		15,871.	273,330.
	ROADS AND BRIDGES														
205	ROADS	06/30/87	L				1,428,570.				1,428,570.			0.	
206	PARKING LOT IMPROVEMENTS	06/30/87	L				50,000.				50,000.			0.	
207	BRIDGES	06/30/87	L				19,000.				19,000.			0.	
208	PARKING LOT IMPROVEMENTS	06/30/94	150DB	15.00		HY17	16,608.				16,608.	16,608.		0.	16,608.

2020 DEPRECIATION AND AMORTIZATION REPORT

OTHER DEPRECIATION

OTHER

Asset No.	Description	Date Acquired	Method	Life	C o n v	Line No.	Unadjusted Cost Or Basis	Bus % Excl	Section 179 Expense	* Reduction In Basis	Basis For Depreciation	Beginning Accumulated Depreciation	Current Sec 179 Expense	Current Year Deduction	Ending Accumulated Depreciation
209	PARKING LOT IMPROVEMENTS	01/24/97	150DB	15.00		HY17	50,026.				50,026.	50,026.		0.	50,026.
210	ROAD IMPROVEMENTS	07/16/98	150DB	15.00		HY17	217,309.				217,309.	217,309.		0.	217,309.
211	ROAD IMPROVEMENTS	11/17/99	150DB	15.00		HY17	87,721.				87,721.	87,721.		0.	87,721.
212	PARKING LOT IMPROVEMENTS	01/23/01	150DB	15.00		HY17	76,288.				76,288.	76,288.		0.	76,288.
213	PAVING SAND STORAGE AREA	08/30/01	150DB	15.00		HY17	23,827.				23,827.	23,827.		0.	23,827.
214	LANDSCAPING	07/30/02	150DB	15.00		HY17	2,044.				2,044.	2,044.		0.	2,044.
215	PARKING RENOVATIONS	08/12/02	150DB	15.00		HY17	53,452.				53,452.	53,452.		0.	53,452.
216	TENNIS PARKING LOT	02/14/03	200DB	5.00		HY17	3,315.				3,315.	3,315.		0.	3,315.
217	RESURFACING OF ROADS	09/10/03	150DB	15.00		HY17	99,985.				99,985.	99,985.		0.	99,985.
218	WALKWAY REPAIRS	06/18/03	150DB	15.00		HY17	4,053.				4,053.	4,053.		0.	4,053.
219	TENNIS PARKING LOT LIGHTING	01/15/04	150DB	15.00		HY17	13,353.				13,353.	13,353.		0.	13,353.
220	DOCK PARKING PAD	08/11/04	150DB	15.00		HY17	12,000.				12,000.	12,000.		0.	12,000.
221	STREET RESURFACING	09/30/04	150DB	15.00		HY17	111,706.				111,706.	111,706.		0.	111,706.
222	TENNIS CART PATH RELOCATION	08/31/05	150DB	15.00		HY17	6,969.				6,969.	6,763.		206.	6,969.
223	LANDSCAPE UPGRADES	03/31/06	150DB	15.00		HY17	38,904.				38,904.	35,612.		2,195.	37,807.
224	SEAL COAT, POOL PARKING	08/31/06	150DB	15.00		HY17	20,030.				20,030.	18,232.		1,199.	19,431.
225	FRONT ENTRANCE WIDEN EGRESS	04/30/07	150DB	15.00		HY17	162,233.				162,233.	139,828.		8,962.	148,790.
226	FRONT GATE	04/30/07	150DB	15.00		HY17	11,614.				11,614.	9,900.		686.	10,586.

2020 DEPRECIATION AND AMORTIZATION REPORT

OTHER DEPRECIATION

OTHER

Asset No.	Description	Date Acquired	Method	Life	C o n v	Line No.	Unadjusted Cost Or Basis	Bus % Excl	Section 179 Expense	* Reduction In Basis	Basis For Depreciation	Beginning Accumulated Depreciation	Current Sec 179 Expense	Current Year Deduction	Ending Accumulated Depreciation
227	SEAL COAT ADMIN OFFICE	04/23/07	150DB	15.00		HY17	2,600.				2,600.	2,216.		154.	2,370.
228	CONCRETE SLAB	04/20/07	150DB	15.00		HY17	12,410.				12,410.	10,579.		732.	11,311.
229	LONG COVE TURNBRIDGE DR LANDSCAPE UPGRADES	01/18/07	150DB	15.00		HY17	1,528.				1,528.	1,302.		90.	1,392.
230	HILTON HEAD SIGNAGE	02/28/07	150DB	15.00		HY17	352.				352.	301.		20.	321.
	* OTHER TOTAL - ROADS AND BRIDGES						2,525,897.				2,525,897.	996,420.		14,244.	1,010,664.
	COMMUNITY SERVICE ASSETS														
234	FUEL TANK	06/30/94	200DB	7.00		HY17	7,310.				7,310.	7,310.		0.	7,310.
235	HOOVER MAINTENANCE SHED	09/20/95	150DB	15.00		HY17	16,197.				16,197.	16,197.		0.	16,197.
236	2 SECTIONAL STEEL DOORS	01/24/96	200DB	7.00		HY17	1,250.				1,250.	1,165.		0.	1,165.
237	GROUNDS EQUIPMENT	03/22/96	200DB	7.00		HY17	2,600.				2,600.	2,422.		0.	2,422.
241	CHARLESTON FORD TRACTOR	02/06/01	200DB	7.00		HY17	16,536.				16,536.	15,192.		0.	15,192.
245	2004 FORD RANGER TRUCK	01/02/04	200DB	5.00		HY17	17,649.				17,649.	17,649.		0.	17,649.
249	CARLTON MODEL 2012 CHIPPER AND STUMP GRINDER	03/17/05	200DB	5.00		HY17	37,707.				37,707.	37,707.		0.	37,707.
255	CARGO TRAILER	09/08/05	200DB	5.00		HY17	4,161.				4,161.	4,161.		0.	4,161.
258	2 TURF II	02/23/06	200DB	7.00		HY17	13,621.				13,621.	13,621.		0.	13,621.
259	2007 E250 CARGO ECONOLINE VAN	01/16/07	200DB	5.00		HY17	24,047.				24,047.	24,047.		0.	24,047.
261	TURF II 11HP	02/08/07	200DB	5.00		HY17	7,623.				7,623.	7,623.		0.	7,623.
262	ROTARY TILLER FOR THE TRACTOR	04/12/07	200DB	5.00		HY17	3,531.				3,531.	3,531.		0.	3,531.

2020 DEPRECIATION AND AMORTIZATION REPORT

OTHER DEPRECIATION

OTHER

Asset No.	Description	Date Acquired	Method	Life	Conv	Line No.	Unadjusted Cost Or Basis	Bus % Excl	Section 179 Expense	* Reduction In Basis	Basis For Depreciation	Beginning Accumulated Depreciation	Current Sec 179 Expense	Current Year Deduction	Ending Accumulated Depreciation
	* OTHER TOTAL - COMMUNITY SERVICE ASSETS						152,232.				152,232.	150,625.		0.	150,625.
	LAGOON IMPROVEMENTS														
268	LAGOON IMPROVEMENTS	12/31/03	150DB	15.00		HY17	31,036.				31,036.	31,036.		0.	31,036.
269	DRAINAGE IMPROVEMENTS	12/31/04	150DB	15.00		HY17	5,035.				5,035.	5,035.		0.	5,035.
270	LAGOON PUMP	12/30/04	150DB	15.00		HY17	25,004.				25,004.	25,004.		0.	25,004.
271	DRAINAGE IMPROVEMENTS	11/17/05	150DB	15.00		HY17	31,725.				31,725.	30,788.		937.	31,725.
272	AIR DUFUSSER SYSTEM	05/18/06	200DB	7.00		HY17	7,126.				7,126.	7,126.		0.	7,126.
273	LAGOON PIPING BETWEEN #8, #9	12/21/07	150DB	15.00		HY17	13,598.				13,598.	11,592.		802.	12,394.
274	ENGINEERING STUDY OF RESTORATION OF LAGOON	12/31/08	150DB	15.00		HY17	292,057.				292,057.	229,314.		17,927.	247,241.
500	LAGOON IMPROVEMENTS	12/23/09	150DB	15.00		HY17	58,311.				58,311.	42,816.		3,443.	46,259.
	* OTHER TOTAL - LAGOON IMPROVEMENTS						463,892.				463,892.	382,711.		23,109.	405,820.
	CLUBHOUSE EQUIPMENT														
279	CUSTOM PORTABLE BAR	06/30/04	200DB	7.00		HY17	6,294.				6,294.	6,294.		0.	6,294.
289	SET SILVER CHAFER PANS	07/31/08	200DB	7.00		HY17	6,342.				6,342.	6,342.		0.	6,342.
464	CLUBHOUSE EQUIPMENT	02/28/09	150DB	7.00		HY17	4,519.				4,519.	4,519.		0.	4,519.
	* OTHER TOTAL - CLUBHOUSE EQUIPMENT						17,155.				17,155.	17,155.		0.	17,155.
	GOLF COURSE IMPROVEMENTS														
292	GOLF COURSE IMPROVEMENTS	06/30/87	L				933,000.				933,000.			0.	

2020 DEPRECIATION AND AMORTIZATION REPORT

OTHER DEPRECIATION

OTHER

Asset No.	Description	Date Acquired	Method	Life	C o n v	Line No.	Unadjusted Cost Or Basis	Bus % Excl	Section 179 Expense	* Reduction In Basis	Basis For Depreciation	Beginning Accumulated Depreciation	Current Sec 179 Expense	Current Year Deduction	Ending Accumulated Depreciation
303	FERTILIZATION SYSTEM	12/31/94	150DB	15.00		HY17	6,000.				6,000.	6,000.		0.	6,000.
305	GOLF MAINTENANCE LOCKER	04/29/98	150DB	15.00		HY17	5,268.				5,268.	5,268.		0.	5,268.
309	GOLF COURSE IMPROVEMENTS	06/30/89	150DB	15.00		HY17	16,537.				16,537.	14,957.		0.	14,957.
321	PRATICE FACILITY UPGRADES	09/15/04	150DB	15.00		HY17	22,030.				22,030.	22,030.		0.	22,030.
323	CABINETS FOR #16 RESTROOM	08/31/05	200DB	7.00		HY17	1,030.				1,030.	1,030.		0.	1,030.
324	GOLF COURSE BRIDGE HANDRAILS	05/18/06	150DB	15.00		HY17	11,500.				11,500.	10,494.		671.	11,165.
325	CROSSTIE CURBING - CART PATHS	07/31/06	150DB	15.00		HY17	35,063.				35,063.	31,917.		2,097.	34,014.
326	RESTROOM RENOVATION	07/31/06	SL	39.00		16	143,643.				143,643.	49,567.		3,683.	53,250.
331	REFURBISH #15 HALFWAY HOUSE	08/31/07	200DB	7.00		HY17	7,800.				7,800.	7,800.		0.	7,800.
495	GOLF COURSE IRRIGATION SYSTEM	08/27/09	150DB	15.00		HY17	10,216.				10,216.	7,501.		603.	8,104.
497	RENOVATION OF WASTE BUNKERS	09/18/09	SL	15.00		HY17	94,986.				94,986.	66,486.		6,332.	72,818.
498	DOG PARK	12/09/09	150DB	15.00		HY17	8,125.				8,125.	5,967.		480.	6,447.
	* OTHER TOTAL - GOLF COURSE IMPROVEMENTS						1,295,198.				1,295,198.	229,017.		13,866.	242,883.
	GOLF AND OUTDOOR EQUIPMENT														
333	2 GRINDING MACHINES	02/28/95	200DB	7.00		HY17	21,033.				21,033.	20,229.		0.	20,229.
334	6 BELVEDERE 5 BENCHES	02/26/97	200DB	7.00		HY17	2,694.				2,694.	2,475.		0.	2,475.
335	RYAN MATTAWAY & SOD CUTTER	05/31/99	200DB	5.00		HY17	5,906.				5,906.	5,562.		0.	5,562.
337	DEREK WEAVER GOLF LIFT	01/17/01	200DB	7.00		HY17	5,445.				5,445.	5,002.		0.	5,002.

2020 DEPRECIATION AND AMORTIZATION REPORT

OTHER DEPRECIATION

OTHER

Asset No.	Description	Date Acquired	Method	Life	C o n v	Line No.	Unadjusted Cost Or Basis	Bus % Excl	Section 179 Expense	* Reduction In Basis	Basis For Depreciation	Beginning Accumulated Depreciation	Current Sec 179 Expense	Current Year Deduction	Ending Accumulated Depreciation
338	JACOBSEN TRIKING	09/30/01	200DB	7.00		HY17	6,000.				6,000.	5,512.		0.	5,512.
341	DITCH WITCH	01/30/91	200DB	7.00		HY17	8,200.				8,200.	8,200.		0.	8,200.
343	(D)EASY PICKER RANGE SLED	03/14/03	200DB	5.00		HY17	1,550.				1,550.	1,550.		0.	1,550.
344	COMPRESSOR	06/30/03	200DB	5.00		HY17	1,975.				1,975.	1,975.		0.	1,975.
356	VERMEER ROOT	10/22/04	200DB	5.00		HY17	9,000.				9,000.	9,000.		0.	9,000.
359	PLANETAIR TOW AREATOR	03/23/05	200DB	5.00		HY17	22,575.				22,575.	22,575.		0.	22,575.
361	TORO TOPDRESSER 1800	04/08/05	200DB	5.00		HY17	4,903.				4,903.	4,903.		0.	4,903.
365	DUMP TRUCK	06/28/05	200DB	5.00		HY17	26,854.				26,854.	26,854.		0.	26,854.
371	2 TORO VERTICAL MOWER ATTACHEMENTS	07/31/05	200DB	5.00		HY17	8,606.				8,606.	8,606.		0.	8,606.
375	8-TRAILERS	09/30/05	200DB	5.00		HY17	3,984.				3,984.	3,984.		0.	3,984.
376	PRO CORE 648	03/02/06	200DB	7.00		HY17	20,233.				20,233.	20,233.		0.	20,233.
379	14 RINOWOOD 10 GAL TRASH ENCLOSURES	06/30/06	200DB	7.00		HY17	3,628.				3,628.	3,628.		0.	3,628.
380	14 RINOWOOD 10 GAL TRASH ENCLOSURES	06/30/06	200DB	7.00		HY17	2,076.				2,076.	2,076.		0.	2,076.
381	RINOWOOD TAIL DIVOT MIZ CONTAINER	06/30/06	200DB	7.00		HY17	1,037.				1,037.	1,037.		0.	1,037.
382	RINOWOOD TAIL DIVOT MIZ BOXES	11/12/06	200DB	7.00		HY17	1,891.				1,891.	1,891.		0.	1,891.
383	RM 3100-D SIDEWINDER	10/26/06	200DB	7.00		HY17	5,250.				5,250.	5,250.		0.	5,250.
388	9-BALL WASHER ASSEMBLIES	01/31/07	200DB	5.00		HY17	3,509.				3,509.	3,509.		0.	3,509.
389	2007 4X2 ZL CAB RANGER	01/16/07	200DB	5.00		HY17	16,876.				16,876.	16,876.		0.	16,876.

2020 DEPRECIATION AND AMORTIZATION REPORT

OTHER DEPRECIATION

OTHER

Asset No.	Description	Date Acquired	Method	Life	Conv	Line No.	Unadjusted Cost Or Basis	Bus % Excl	Section 179 Expense	* Reduction In Basis	Basis For Depreciation	Beginning Accumulated Depreciation	Current Sec 179 Expense	Current Year Deduction	Ending Accumulated Depreciation
390	WATER COOLER ON PRACTICE RANGE	02/28/07	200DB	5.00		HY17	2,519.				2,519.	2,519.		0.	2,519.
391	8 BAG STANDS FOR PRATICICE RANGE AND 2 BENCHES	02/28/07	200DB	5.00		HY17	4,951.				4,951.	4,951.		0.	4,951.
393	1 TRU SURFACE VIBE V VIBRATOR	03/14/07	200DB	5.00		HY17	7,376.				7,376.	7,376.		0.	7,376.
396	TORO 648 AERIFIER	03/08/07	200DB	5.00		HY17	21,232.				21,232.	21,232.		0.	21,232.
397	1-500 GAL FLAT BOTTOM FERTIGATION TANK	05/31/07	200DB	5.00		HY17	700.				700.	700.		0.	700.
398	4WD TRACTOR W/FRONT END LOADER	09/14/07	200DB	5.00		HY17	16,377.				16,377.	16,377.		0.	16,377.
399	PICKER, 3 GANG SPLIT HI-RISE	10/26/07	200DB	5.00		HY17	1,776.				1,776.	1,776.		0.	1,776.
400	TRUTURF RS 48 ROLLER/SPIKER	05/05/08	200DB	5.00		HY17	14,710.				14,710.	14,710.		0.	14,710.
406	DAKOTA 410	07/01/08	200DB	5.00		HY17	10,651.				10,651.	10,651.		0.	10,651.
	* OTHER TOTAL - GOLF AND OUTDOOR EQUIPMENT						263,517.				263,517.	261,219.		0.	261,219.
	SECURITY AND GOLF CARTS														
421	GASESURE PASS SOFTWARE	12/31/08		36M		43	26,904.				26,904.	26,904.		0.	26,904.
478	SECURITY EQUIPMENT	02/05/09	150DB	7.00		HY17	1,745.				1,745.	1,745.		0.	1,745.
479	SECURITY EQUIPMENT	04/13/09	150DB	7.00		HY17	26,370.				26,370.	26,370.		0.	26,370.
480	SECURITY EQUIPMENT	04/24/09	150DB	7.00		HY17	632.				632.	632.		0.	632.
481	SECURITY EQUIPMENT	04/30/09	150DB	7.00		HY17	1,122.				1,122.	1,122.		0.	1,122.
482	SECURITY EQUIPMENT	05/31/09	150DB	7.00		HY17	1,303.				1,303.	1,303.		0.	1,303.
483	SECURITY EQUIPMENT	06/01/09	150DB	7.00		HY17	6,146.				6,146.	6,146.		0.	6,146.

2020 DEPRECIATION AND AMORTIZATION REPORT

OTHER DEPRECIATION

OTHER

Asset No.	Description	Date Acquired	Method	Life	Conv	Line No.	Unadjusted Cost Or Basis	Bus % Excl	Section 179 Expense	* Reduction In Basis	Basis For Depreciation	Beginning Accumulated Depreciation	Current Sec 179 Expense	Current Year Deduction	Ending Accumulated Depreciation
	* OTHER TOTAL - SECURITY AND GOLF CARTS						64,222.				64,222.	64,222.		0.	64,222.
501	DOCK	01/31/09	150DB	15.00		HY17	548.				548.	402.		32.	434.
502	DOCK IMPROVEMENT	01/06/09	150DB	15.00		HY17	191,533.				191,533.	140,640.		11,310.	151,950.
503	DOCK IMPROVEMENT	01/21/09	150DB	15.00		HY17	1,771.				1,771.	1,301.		104.	1,405.
504	DOCK IMPROVEMENT	01/26/09	150DB	15.00		HY17	162,845.				162,845.	119,575.		9,616.	129,191.
505	DOCK IMPROVEMENT	02/27/09	150DB	15.00		HY17	243,594.				243,594.	178,866.		14,384.	193,250.
506	DOCK IMPROVEMENT	03/31/09	150DB	15.00		HY17	243,262.				243,262.	178,625.		14,364.	192,989.
507	DOCK IMPROVEMENT	04/20/09	150DB	15.00		HY17	13,808.				13,808.	10,138.		816.	10,954.
508	DOCK IMPROVEMENT	06/30/09	150DB	15.00		HY17	800.				800.	586.		48.	634.
509	DOCK IMPROVEMENT	06/30/09	150DB	15.00		HY17	1,860.				1,860.	1,367.		110.	1,477.
	* OTHER TOTAL - SECURITY AND GOLF CARTS						860,021.				860,021.	631,500.		50,784.	682,284.
	MARINA AND DOCKS														
72	SEWER LINE	02/05/93	200DB	7.00		HY17	7,738.				7,738.	7,738.		0.	7,738.
75	KAYAK STORAGE SHED	12/31/01	150DB	15.00		HY17	15,686.				15,686.	15,686.		0.	15,686.
76	IRRIGATION SYSTEM DOCKS	12/31/01	150DB	15.00		HY17	17,000.				17,000.	17,000.		0.	17,000.
80	(D)DOCK LIGHTING	07/13/06	200DB	7.00		HY17	3,424.				3,424.	3,424.		0.	3,424.
81	DOCK RESTROOM	07/31/06	SL	39.00		16	192,097.				192,097.	66,296.		4,926.	71,222.
	* OTHER TOTAL - MARINA AND DOCKS						235,945.				235,945.	110,144.		4,926.	115,070.

2020 DEPRECIATION AND AMORTIZATION REPORT

OTHER DEPRECIATION

OTHER

Asset No.	Description	Date Acquired	Method	Life	Conv	Line No.	Unadjusted Cost Or Basis	Bus % Excl	Section 179 Expense	* Reduction In Basis	Basis For Depreciation	Beginning Accumulated Depreciation	Current Sec 179 Expense	Current Year Deduction	Ending Accumulated Depreciation
	PLAYGROUND AND EQUIPMENT														
133	BASKETBALL COURT	06/07/93	150DB	15.00		HY17	4,362.				4,362.	3,710.		0.	3,710.
134	WATER COOLER	11/30/94	200DB	7.00		HY17	1,533.				1,533.	1,533.		0.	1,533.
135	PLAYGROUND EQUIPMENT	08/16/02	200DB	7.00		HY17	10,026.				10,026.	10,026.		0.	10,026.
137	PERGOLAS AND SIGNAGE	04/30/06	150DB	15.00		HY17	10,075.				10,075.	9,195.		587.	9,782.
138	IRRIGATION SYSTEM	05/31/06	150DB	15.00		HY17	3,600.				3,600.	3,286.		209.	3,495.
139	36-STOP SIGN POST	01/22/07	150DB	15.00		HY17	597.				597.	508.		36.	544.
	* OTHER TOTAL - PLAYGROUND AND EQUIPMENT						30,193.				30,193.	28,258.		832.	29,090.
	COMMUNICATION SYSTEMS														
	AUDIO/VISUAL EQUIPMENT														
143	CLUBHOUSE	11/19/03	200DB	5.00		HY17	2,940.				2,940.	2,940.		0.	2,940.
496	TELEPHONE	01/30/09	150DB	7.00		HY17	1,836.				1,836.	1,836.		0.	1,836.
	* OTHER TOTAL - COMMUNICATION SYSTEMS						4,776.				4,776.	4,776.		0.	4,776.
	OFFICE FURNISHINGS														
149	LIGHT FIXTURES	11/10/93	200DB	7.00		HY17	881.				881.	881.		0.	881.
150	OFFICE FURNITURE	10/31/02	200DB	7.00		HY17	1,449.				1,449.	1,449.		0.	1,449.
151	JONAS SOFTWARE	10/22/02	200DB	5.00		HY17	52,629.				52,629.	48,809.		0.	48,809.
153	COMPUTER EQUIPMENT	12/16/02	200DB	5.00		HY17	1,558.				1,558.	1,437.		0.	1,437.
157	GROUP III ADMIN FURNITURE	05/22/03	200DB	7.00		HY17	310.				310.	310.		0.	310.

2020 DEPRECIATION AND AMORTIZATION REPORT

OTHER DEPRECIATION

OTHER

Asset No.	Description	Date Acquired	Method	Life	Conv	Line No.	Unadjusted Cost Or Basis	Bus % Excl	Section 179 Expense	* Reduction In Basis	Basis For Depreciation	Beginning Accumulated Depreciation	Current Sec 179 Expense	Current Year Deduction	Ending Accumulated Depreciation
159	CONFERENCE ROOM FURNITURE	09/24/03	200DB	7.00		HY17	9,890.				9,890.	9,890.		0.	9,890.
160	GM OFFICE FURNITURE	01/18/04	200DB	7.00		HY17	2,252.				2,252.	2,252.		0.	2,252.
162	JONAS PAP MODULE	03/01/04	200DB	5.00		HY17	1,575.				1,575.	1,575.		0.	1,575.
163	LANDSCAPE SOFTWARE AND PRINTER	06/30/04	200DB	5.00		HY17	3,594.				3,594.	3,594.		0.	3,594.
168	VECTORPRO	05/31/06		60M		43	2,995.				2,995.	2,995.		0.	2,995.
	* OTHER TOTAL - OFFICE FURNISHINGS						77,133.				77,133.	73,192.		0.	73,192.
	ROADS AND BRIDGES														
202	DESK & SHELVES	04/07/04	200DB	7.00		HY17	2,138.				2,138.	2,138.		0.	2,138.
204	VARIOUS DISPLAY RACKS	06/30/08	200DB	7.00		HY17	6,872.				6,872.	6,872.		0.	6,872.
488	CART PATH REPAVING	07/17/09	150DB	15.00		HY17	1,520.				1,520.	1,117.		90.	1,207.
489	CART PATH REPAVING	07/28/09	150DB	15.00		HY17	1,177.				1,177.	864.		70.	934.
490	CART PATH REPAVING	07/31/09	150DB	15.00		HY17	2,116.				2,116.	1,555.		125.	1,680.
491	CART PATH PAVING	08/27/09	150DB	15.00		HY17	6,216.				6,216.	4,564.		367.	4,931.
492	CART PATH PAVING	09/09/09	150DB	15.00		HY17	4,202.				4,202.	3,084.		248.	3,332.
493	CART PATH PAVING	09/18/09	150DB	15.00		HY17	242,128.				242,128.	177,789.		14,298.	192,087.
494	CART PATH PAVING	10/22/09	150DB	15.00		HY17	4,300.				4,300.	3,159.		254.	3,413.
	* OTHER TOTAL - ROADS AND BRIDGES						270,669.				270,669.	201,142.		15,452.	216,594.
	* GRAND TOTAL OTHER DEPR & AMORT						31413072.				31413072.	10543965.		1,214,169.	11758134.

Sales of Business Property
 (Also Involuntary Conversions and Recapture Amounts Under Sections 179 and 280F(b)(2))

▶ Attach to your tax return.
 ▶ Go to www.irs.gov/Form4797 for instructions and the latest information.

Name(s) shown on return LONG COVE CLUB OWNER'S ASSOCIATION INC.	Identifying number ** - *** 2304
---	--

1 Enter the gross proceeds from sales or exchanges reported to you for 2020 on Form(s) 1099-B or 1099-S (or substitute statement) that you are including on line 2, 10, or 20. See instructions 1

Part I Sales or Exchanges of Property Used in a Trade or Business and Involuntary Conversions From Other Than Casualty or Theft - Most Property Held More Than 1 Year (see instructions)

(a) Description of property	(b) Date acquired (mo., day, yr.)	(c) Date sold (mo., day, yr.)	(d) Gross sales price	(e) Depreciation allowed or allowable since acquisition	(f) Cost or other basis, plus improvements and expense of sale	(g) Gain or (loss) Subtract (f) from the sum of (d) and (e)
2						
STATEMENT 16				17,092.	30,643.	-13,551.
3 Gain, if any, from Form 4684, line 39						3
4 Section 1231 gain from installment sales from Form 6252, line 26 or 37						4
5 Section 1231 gain or (loss) from like-kind exchanges from Form 8824						5
6 Gain, if any, from line 32, from other than casualty or theft						6
7 Combine lines 2 through 6. Enter the gain or (loss) here and on the appropriate line as follows						7 -13,551.
<p>Partnerships and S corporations. Report the gain or (loss) following the instructions for Form 1065, Schedule K, line 10, or Form 1120-S, Schedule K, line 9. Skip lines 8, 9, 11, and 12 below.</p> <p>Individuals, partners, S corporation shareholders, and all others. If line 7 is zero or a loss, enter the amount from line 7 on line 11 below and skip lines 8 and 9. If line 7 is a gain and you didn't have any prior year section 1231 losses, or they were recaptured in an earlier year, enter the gain from line 7 as a long-term capital gain on the Schedule D filed with your return and skip lines 8, 9, 11, and 12 below.</p>						
8 Nonrecaptured net section 1231 losses from prior years. See instructions SEE STATEMENT 17						8
9 Subtract line 8 from line 7. If zero or less, enter -0-. If line 9 is zero, enter the gain from line 7 on line 12 below. If line 9 is more than zero, enter the amount from line 8 on line 12 below and enter the gain from line 9 as a long-term capital gain on the Schedule D filed with your return. See instructions						9

Part II Ordinary Gains and Losses (see instructions)

10 Ordinary gains and losses not included on lines 11 through 16 (include property held 1 year or less):

11 Loss, if any, from line 7	11 (13,551.)
12 Gain, if any, from line 7 or amount from line 8, if applicable	12
13 Gain, if any, from line 31	13
14 Net gain or (loss) from Form 4684, lines 31 and 38a	14
15 Ordinary gain from installment sales from Form 6252, line 25 or 36	15
16 Ordinary gain or (loss) from like-kind exchanges from Form 8824	16
17 Combine lines 10 through 16	17 -13,551.
18 For all except individual returns, enter the amount from line 17 on the appropriate line of your return and skip lines a and b below. For individual returns, complete lines a and b below.	
a If the loss on line 11 includes a loss from Form 4684, line 35, column (b)(ii), enter that part of the loss here. Enter the loss from income-producing property on Schedule A (Form 1040), line 16. (Do not include any loss on property used as an employee.) Identify as from "Form 4797, line 18a." See instructions	18a
b Redetermine the gain or (loss) on line 17 excluding the loss, if any, on line 18a. Enter here and on Schedule 1 (Form 1040), Part I, line 4	18b

LHA For Paperwork Reduction Act Notice, see separate instructions.

Part III Gain From Disposition of Property Under Sections 1245, 1250, 1252, 1254, and 1255 (see instructions)

19 (a) Description of section 1245, 1250, 1252, 1254, or 1255 property:	(b) Date acquired (mo., day, yr.)	(c) Date sold (mo., day, yr.)
A CLUBHOUSE PATIO FURNITURE	123113	083120
B EASY PICKER RANGE SLED	031403	063020
C WORKMAN 3200 LCG #280000564 W/HYDRA	050109	103020
D GREENSMASER 3150	060109	053120

These columns relate to the properties on lines 19A through 19D.		Property A	Property B	Property C	Property D	
20	Gross sales price (Note: See line 1 before completing.)	20				
21	Cost or other basis plus expense of sale	21	47,902.	1,550.	17,148.	28,456.
22	Depreciation (or depletion) allowed or allowable	22	47,902.	1,550.	17,148.	28,456.
23	Adjusted basis. Subtract line 22 from line 21	23	0.	0.	0.	0.
24	Total gain. Subtract line 23 from line 20	24	0.	0.	0.	0.
25 If section 1245 property:						
a	Depreciation allowed or allowable from line 22	25a	47,902.	1,550.	17,148.	28,456.
b	Enter the smaller of line 24 or 25a	25b				
26 If section 1250 property: If straight line depreciation was used, enter -0- on line 26g, except for a corporation subject to section 291.						
a	Additional depreciation after 1975	26a				
b	Applicable percentage multiplied by the smaller of line 24 or line 26a	26b				
c	Subtract line 26a from line 24. If residential rental property or line 24 isn't more than line 26a, skip lines 26d and 26e	26c				
d	Additional depreciation after 1969 and before 1976	26d				
e	Enter the smaller of line 26c or 26d	26e				
f	Section 291 amount (corporations only)	26f				
g	Add lines 26b, 26e, and 26f	26g				
27 If section 1252 property: Skip this section if you didn't dispose of farmland or if this form is being completed for a partnership.						
a	Soil, water, and land clearing expenses	27a				
b	Line 27a multiplied by applicable percentage	27b				
c	Enter the smaller of line 24 or 27b	27c				
28 If section 1254 property:						
a	Intangible drilling and development costs, expenditures for development of mines and other natural deposits, mining exploration costs, and depletion	28a				
b	Enter the smaller of line 24 or 28a	28b				
29 If section 1255 property:						
a	Applicable percentage of payments excluded from income under section 126	29a				
b	Enter the smaller of line 24 or 29a	29b				

Summary of Part III Gains. Complete property columns A through D through line 29b before going to line 30.

30	Total gains for all properties. Add property columns A through D, line 24	30	
31	Add property columns A through D, lines 25b, 26g, 27c, 28b, and 29b. Enter here and on line 13	31	
32	Subtract line 31 from line 30. Enter the portion from casualty or theft on Form 4684, line 33. Enter the portion from other than casualty or theft on Form 4797, line 6	32	

Part IV Recapture Amounts Under Sections 179 and 280F(b)(2) When Business Use Drops to 50% or Less

(see instructions)

	(a) Section 179	(b) Section 280F(b)(2)
33	Section 179 expense deduction or depreciation allowable in prior years	33
34	Recomputed depreciation. See instructions	34
35	Recapture amount. Subtract line 34 from line 33. See the instructions for where to report	35

Part III Gain From Disposition of Property Under Sections 1245, 1250, 1252, 1254, and 1255 (see instructions)		(b) Date acquired (mo., day, yr.)	(c) Date sold (mo., day, yr.)
19 (a) Description of section 1245, 1250, 1252, 1254, or 1255 property:			
A	DOCK LIGHTNGING	071306	063020
B	SUN MOUNTAIN WALKING GOLF CARTS	033113	103020
C			
D			

These columns relate to the properties on lines 19A through 19D.		Property A	Property B	Property C	Property D
20	Gross sales price (Note: See line 1 before completing.)	20			
21	Cost or other basis plus expense of sale	21	3,424.	8,250.	
22	Depreciation (or depletion) allowed or allowable	22	3,424.	8,250.	
23	Adjusted basis. Subtract line 22 from line 21	23	0.	0.	
24	Total gain. Subtract line 23 from line 20	24	0.	0.	
25	If section 1245 property:				
a	Depreciation allowed or allowable from line 22	25a	3,424.	8,250.	
b	Enter the smaller of line 24 or 25a	25b			
26	If section 1250 property: If straight line depreciation was used, enter -0- on line 26g, except for a corporation subject to section 291.				
a	Additional depreciation after 1975	26a			
b	Applicable percentage multiplied by the smaller of line 24 or line 26a	26b			
c	Subtract line 26a from line 24. If residential rental property or line 24 isn't more than line 26a, skip lines 26d and 26e	26c			
d	Additional depreciation after 1969 and before 1976	26d			
e	Enter the smaller of line 26c or 26d	26e			
f	Section 291 amount (corporations only)	26f			
g	Add lines 26b, 26e, and 26f	26g			
27	If section 1252 property: Skip this section if you didn't dispose of farmland or if this form is being completed for a partnership.				
a	Soil, water, and land clearing expenses	27a			
b	Line 27a multiplied by applicable percentage	27b			
c	Enter the smaller of line 24 or 27b	27c			
28	If section 1254 property:				
a	Intangible drilling and development costs, expenditures for development of mines and other natural deposits, mining exploration costs, and depletion	28a			
b	Enter the smaller of line 24 or 28a	28b			
29	If section 1255 property:				
a	Applicable percentage of payments excluded from income under section 126	29a			
b	Enter the smaller of line 24 or 29a	29b			

Summary of Part III Gains. Complete property columns A through D through line 29b before going to line 30.

30	Total gains for all properties. Add property columns A through D, line 24	30	
31	Add property columns A through D, lines 25b, 26g, 27c, 28b, and 29b. Enter here and on line 13	31	
32	Subtract line 31 from line 30. Enter the portion from casualty or theft on Form 4684, line 33. Enter the portion from other than casualty or theft on Form 4797, line 6	32	

Part IV Recapture Amounts Under Sections 179 and 280F(b)(2) When Business Use Drops to 50% or Less (see instructions)

	(a) Section 179	(b) Section 280F(b)(2)
33	Section 179 expense deduction or depreciation allowable in prior years	33
34	Recomputed depreciation. See instructions	34
35	Recapture amount. Subtract line 34 from line 33. See the instructions for where to report	35

Form **8846**

Department of the Treasury
Internal Revenue Service

**Credit for Employer Social Security and Medicare Taxes
Paid on Certain Employee Tips**

▶ Attach to your tax return.

▶ Go to www.irs.gov/Form8846 for the latest information.

OMB No. 1545-0123

2020

Attachment
Sequence No. **846**

Name(s) shown on return

LONG COVE CLUB OWNER'S ASSOCIATION INC.

Identifying number

**** - *** 2304**

Note: Claim this credit **only** for employer social security and Medicare taxes paid by a food or beverage establishment where tipping is customary for providing food or beverages. See the instructions for line 1.

1	Tips received by employees for services on which you paid or incurred employer social security and Medicare taxes during the tax year (see instructions)	1	4,490.
2	Tips not subject to the credit provisions (see instructions)	2	
3	Creditable tips. Subtract line 2 from line 1	3	4,490.
4	Multiply line 3 by 7.65% (0.0765). If you had any tipped employees whose wages (including tips) exceeded \$137,700, see instructions and check here <input type="checkbox"/>	4	343.
5	Credit for employer social security and Medicare taxes paid on certain employee tips from partnerships and S corporations	5	
6	Add lines 4 and 5. Partnerships and S corporations, report this amount on Schedule K. All others, report this amount on Form 3800, Part III, line 4f	6	343.

LHA For Paperwork Reduction Act Notice, see instructions.

Form **8846** (2020)

CLIENT COPY

Supplemental Attachment to Schedule M-3

OMB No. 1545-0123

▶ Attach to Schedule M-3 for Form 1065, 1120, 1120-L, 1120-PC, or 1120-S.
 ▶ Go to www.irs.gov/Form1120 for the latest information.

Name of common parent LONG COVE CLUB OWNER 'S ASSOCIATION INC.	Employer identification number ** - *** 2304
Name of subsidiary	Employer identification number

Part I Cost of Goods Sold

Cost of Goods Sold Items	(a) Expense per Income Statement	(b) Temporary Difference	(c) Permanent Difference	(d) Deduction per Tax Return
1 Amounts attributable to cost flow assumptions				
2 Amounts attributable to:				
a Stock option expense				
b Other equity-based compensation				
c Meals and entertainment				
d Parachute payments				
e Compensation with section 162(m) limitation				
f Pension and profit sharing				
g Other post-retirement benefits				
h Deferred compensation				
i Reserved				
j Amortization				
k Depletion				
l Depreciation				
m Corporate-owned life insurance premiums ...				
n Other section 263A costs				
3 Inventory shrinkage accruals				
4 Excess inventory and obsolescence reserves				
5 Lower of cost or market write-downs				
6 Other items with differences (attach statement) SEE STATEMENT 18				
7 Other items with no differences	882,605.			882,605.
8 Total cost of goods sold. Add lines 1 through 7 in columns a, b, c, and d. Enter totals on the applicable Schedule M-3. See instructions ...	882,605.			882,605.

LHA For Paperwork Reduction Act Notice, see instructions.

Form **8916-A** (Rev. 11-2019)

Part II Interest Income

	Interest Income Item	(a) Income (Loss) per Income Statement	(b) Temporary Difference	(c) Permanent Difference	(d) Income (Loss) per Tax Return
1	Tax-exempt interest income				
2	Interest income from hybrid securities				
3	Sale/lease interest income				
4a	Intercompany interest income - From outside tax affiliated group				
4b	Intercompany interest income - From tax affiliated group				
5	Other interest income STMT 19	20,196.			20,196.
6	Total interest income. Add lines 1 through 5 in columns a, b, c, and d. Enter total on the applicable Schedule M-3. See instructions.	20,196.			20,196.

Part III Interest Expense

	Interest Expense Item	(a) Expense per Income Statement	(b) Temporary Difference	(c) Permanent Difference	(d) Deduction per Tax Return
1	Interest expense from hybrid securities				
2	Lease/purchase interest expense				
3a	Intercompany interest expense - Paid to outside tax affiliated group				
3b	Intercompany interest expense - Paid to tax affiliated group				
4	Other interest expense				
5	Total interest expense. Add lines 1 through 4 in columns a, b, c, and d. Enter total on the applicable Schedule M-3. See instructions.				

Election Not to Claim the Additional First Year
Depreciation Allowable Under IRC Sec. 168(k)

Long Cove Club Owner's Association Inc.
399 Long Cove Dr
Hilton Head Island, SC 29928-6152

Employer Identification Number: **-***2304

For the Year Ending December 31, 2020

Long Cove Club Owner's Association Inc., hereby elects, pursuant to IRC Sec. 168(k)(7), not to claim the additional depreciation allowable under IRC Sec. 168(k) for the following qualifying property placed in service during the tax year ending December 31, 2020.

All property in the 3 year class.
All property in the 5 year class.
All property in the 7 year class.
All property in the 15 year class.

See attached Form 4562.

Section 1.263(a)-1(f) De Minimis Safe Harbor Election

Long Cove Club Owner's Association Inc.
399 Long Cove Dr
Hilton Head Island, SC 29928-6152

Employer Identification Number: **-***2304

For the Year Ending December 31, 2020

Long Cove Club Owner's Association Inc. is making the de minimis safe harbor election under Reg. Sec. 1.263(a)-1(f).

CLIENT COPY

FORM 1120	INTEREST INCOME	STATEMENT 1	
DESCRIPTION		US	OTHER
INTEREST INCOME			3,405.
SCBT INTEREST			16,791.
TOTAL TO FORM 1120, LINE 5			20,196.

FORM 1120	OTHER INCOME	STATEMENT 2	
DESCRIPTION		AMOUNT	
MEMBERSHIP ASSESSMENTS		6,300,580.	
ARCHITECHTURAL REVIEW BOARD		37,700.	
COMMUNITY SERVICES		383,555.	
OTHER INCOME		47,841.	
TENNIS FEES		11,189.	
GOLF ACTIVITIES		610,550.	
EVENT INCOME		176,750.	
TOTAL TO FORM 1120, LINE 10		7,568,165.	

FORM 1120	TAXES AND LICENSES	STATEMENT 3	
DESCRIPTION		AMOUNT	
REAL ESTATE TAXES		63,695.	
TOTAL TO FORM 1120, LINE 17		63,695.	

FORM 1120

OTHER DEDUCTIONS

STATEMENT 4

DESCRIPTION	AMOUNT
277 DEFERRED DEDUCTION	-1,928,612.
AMORTIZATION	527.
ARCHITECTURAL REVIEW BOARD	24,034.
BAD DEBT	48,971.
CLUBHOUSE	227,064.
COMMUNITY SERVICE	854,891.
DARIUS RUCKER EVENT	176,750.
FOOD & BEVERAGE	127,204.
GENERAL & ADMINISTRATIVE	624,562.
GOLF	86,583.
GOLF COURSE MAINTENANCE	453,704.
INSURANCE	288,267.
INTEREST EXPENSE	13,915.
OPERATING LEASE	351,325.
SECURITY	29,149.
TENNIS	44,594.
TOTAL TO FORM 1120, LINE 26	1,422,928.

NET OPERATING LOSS DEDUCTION

STATEMENT 5

TAX YEAR	LOSS SUSTAINED	LOSS PREVIOUSLY APPLIED	LOSS REMAINING	AVAILABLE THIS YEAR
12/31/00	31,189.		31,189.	31,189.
12/31/01	30,924.		30,924.	30,924.
12/31/02	111,164.		111,164.	111,164.
12/31/03	20,199.		20,199.	20,199.
12/31/04	304,876.		304,876.	304,876.
12/31/05	454,564.		454,564.	454,564.
12/31/06	542,596.		542,596.	542,596.
12/31/07	567,662.		567,662.	567,662.
12/31/08	517,766.		517,766.	517,766.
12/31/09	4,185.		4,185.	4,185.
12/31/10	114,689.		114,689.	114,689.
12/31/11	118,332.		118,332.	118,332.
12/31/12	283,641.		283,641.	283,641.
12/31/13	151,907.		151,907.	151,907.
12/31/14	291,623.		291,623.	291,623.
12/31/15	282,828.		282,828.	282,828.
12/31/16	158,000.		158,000.	158,000.
12/31/17	13,032.		13,032.	13,032.
12/31/18	78,382.		78,382.	78,382.
12/31/19	41,713.		41,713.	41,713.
NOL AVAILABLE THIS YEAR			4,119,272.	4,119,272.

SCHEDULE L	OTHER CURRENT ASSETS	STATEMENT 6	
DESCRIPTION		BEGINNING OF TAX YEAR	END OF TAX YEAR
PREPAID EXPENSES		42,047.	71,657.
RENOVATION ASSESSMENTS RECEIVABLE		211,569.	132,661.
TOTAL TO SCHEDULE L, LINE 6		253,616.	204,318.

SCHEDULE L	OTHER ASSETS	STATEMENT 7	
DESCRIPTION		BEGINNING OF TAX YEAR	END OF TAX YEAR
CONSTRUCTION IN PROGRESS		2,851.	22,253.
RENOVATION ASSESSMENTS RECEIVABLE		128,209.	0.
TOTAL TO SCHEDULE L, LINE 14		131,060.	22,253.

SCHEDULE L	OTHER CURRENT LIABILITIES	STATEMENT 8	
DESCRIPTION		BEGINNING OF TAX YEAR	END OF TAX YEAR
ACCRUED EXPENSES		197,105.	237,752.
ESCROW DEPOSITS		84,500.	110,250.
TOTAL TO SCHEDULE L, LINE 18		281,605.	348,002.

FORM 3800

CARRYOVER OF GENERAL BUSINESS CREDITS

STATEMENT 9

YEAR	TYPE OF CREDIT	ORIGINAL CREDIT	PREVIOUSLY APPLIED	CREDIT REMAINING	AVAILABLE THIS YEAR
2014	EMPLOYER SOCIAL SECURITY - POST 2006	897.	0.	897.	897.
2015	EMPLOYER SOCIAL SECURITY - POST 2006	1,142.	0.	1,142.	1,142.
2016	EMPLOYER SOCIAL SECURITY - POST 2006	703.	0.	703.	703.
2017	EMPLOYER SOCIAL SECURITY - POST 2006	812.	0.	812.	812.
2018	EMPLOYER SOCIAL SECURITY - POST 2006	751.	0.	751.	751.
2019	EMPLOYER SOCIAL SECURITY - POST 2006	817.	0.	817.	817.
	TOTALS	5,122.	0.	5,122.	5,122.
	LESS TO FORM 4255, LINE 12				0.
	TOTAL				5,122.

SCHEDULE M-3 OTHER INCOME (LOSS) ITEMS WITH DIFFERENCES STATEMENT 10

DESCRIPTION	INCOME (LOSS) PER INCOME STATEMENT	TEMPORARY DIFFERENCE	PERMANENT DIFFERENCE	INCOME (LOSS) PER TAX RETURN
GROSS RECEIPTS OR SALES	1,481,907.	-583.	0.	1,481,324.
OTHER INCOME	884,873.		-837,032.	47,841.
TOTAL TO M-3, PART II, LINE 25	2,366,780.	-583.	-837,032.	1,529,165.

SCHEDULE M-3 OTHER INCOME (LOSS) AND EXPENSE / DEDUCTION ITEMS WITH NO DIFFERENCES STATEMENT 11

DESCRIPTION	PER INCOME STATEMENT	PER TAX RETURN
OTHER INCOME (LOSS) - SEE STATEMENT	7,520,324.	7,520,324.
OTHER EXPENSE / DEDUCTION - SEE STATEMENT	-4,215,810.	-4,215,810.
TOTAL TO SCHEDULE M-3, PART II, LINE 28	3,304,514.	3,304,514.

SCHEDULE M-3 OTHER INCOME (LOSS) ITEMS WITH NO DIFFERENCES STATEMENT 12

DESCRIPTION	INCOME (LOSS) PER INCOME STATEMENT	INCOME (LOSS) PER TAX RETURN
ARCHITECTURAL REVIEW BOARD	37,700.	37,700.
COMMUNITY SERVICES	383,555.	383,555.
EVENT INCOME	176,750.	176,750.
GOLF ACTIVITIES	610,550.	610,550.
MEMBERSHIP ASSESSMENTS	6,300,580.	6,300,580.
TENNIS FEES	11,189.	11,189.
TOTAL TO SCHEDULE M-3, PART II, LINE 28	<u>7,520,324.</u>	<u>7,520,324.</u>

SCHEDULE M-3 OTHER EXPENSE/DEDUCTION ITEMS WITH DIFFERENCES STATEMENT 13

DESCRIPTION	EXPENSE/ DEDUCTION PER INCOME STATEMENT	TEMPORARY DIFFERENCE	PERMANENT DIFFERENCE	EXPENSE/ DEDUCTION PER TAX RETURN
277 DEFERRED DEDUCTION	0.	-1,928,612.	0.	-1,928,612.
BAD DEBT	0.	48,971.	0.	48,971.
GOLF	87,940.		-1,357.	86,583.
SALARIES AND WAGES	4,573,431.		-343.	4,573,088.
TOTAL TO M-3, PART III, LINE 38	<u>4,661,371.</u>	<u>-1,879,641.</u>	<u>-1,700.</u>	<u>2,780,030.</u>

SCHEDULE M-3

OTHER EXPENSE/DEDUCTION ITEMS
WITH NO DIFFERENCES

STATEMENT 14

DESCRIPTION	EXPENSE/ DEDUCTION PER INCOME STATEMENT	EXPENSE/ DEDUCTION PER TAX RETURN
ARCHITECTURAL REVIEW BOARD	24,034.	24,034.
CLUBHOUSE	227,064.	227,064.
COMMUNITY SERVICE	854,891.	854,891.
DARIUS RUCKER EVENT	176,750.	176,750.
EMPLOYEE BENEFIT PROGRAMS	936,656.	936,656.
FOOD & BEVERAGE	127,204.	127,204.
GENERAL & ADMINISTRATIVE	624,562.	624,562.
GOLF COURSE MAINTENANCE	453,704.	453,704.
INSURANCE	288,267.	288,267.
INTEREST EXPENSE	13,915.	13,915.
OPERATING LEASE	351,325.	351,325.
REAL ESTATE TAXES	63,695.	63,695.
SECURITY	29,149.	29,149.
TENNIS	44,594.	44,594.
TOTAL TO SCHEDULE M-3, PART II, LINE 28	4,215,810.	4,215,810.

FORM 4562, PART III

NONRESIDENTIAL REAL PROPERTY

STATEMENT 15

(A) DESCRIPTION OF PROPERTY	(B) MO/YR	(C) BASIS	(D) PERIOD	(G) DEDUCTION
CLUBHOUSE HVAC	6/20	7,552.	39.0 YRS	105.
CLUBHOUSE HVAC UNITS	9/20	2,400.	39.0 YRS	18.
CLUBHOUSE WINDOW REPLACEMENT	10/20	39,750.	39.0 YRS	212.
COVID-19 RESTROOM FIXTURES	12/20	13,339.	39.0 YRS	14.
EMPLOYEE CAFETERIA	12/20	26,632.	39.0 YRS	28.
HVAC STUDY	12/20	6,700.	39.0 YRS	7.
MASTER PLAN - 2020	12/20	18,968.	39.0 YRS	20.
LAGOON ENGINEERING STUDY	5/20	91,193.	39.0 YRS	1,461.
TOTAL TO FORM 4562, PART III, LINE 19I		206,534.		1,865.

FORM 4797

SALES OF PROPERTY USED IN A TRADE OR BUSINESS

STATEMENT 16

DESCRIPTION OF PROPERTY	DATE ACQUIRED	DATE SOLD	SALES PRICE	DEPR ALLOWED	COST OR BASIS	GAIN OR LOSS
WALKING CARTS	06/30/14	10/30/20		2,338.	2,490.	-152.
DAKOTA TOPDRESSER REPLACEMENT	09/30/15	08/31/20		7,115.	9,424.	-2,309.
#16 RESTROOM RENO	09/30/15	08/31/20		7,639.	18,729.	-11,090.
TOTALS TO FORM 4797, LINE 2				17,092.	30,643.	-13,551.

CLIENT COPY

FORM 4797

SECTION 1231 LOSSES FROM PRIOR YEARS

STATEMENT 17

	LOSS SUSTAINED	LOSS PREVIOUSLY RECAPTURED	LOSS REMAINING
TAX YEAR 2015			
TAX YEAR 2016	444,633		444,633
TAX YEAR 2017			
TAX YEAR 2018	28,694		28,694
TAX YEAR 2019	24,552		24,552
TOTAL REMAINING SECTION 1231 LOSSES FROM PRIOR YEARS			497,879

FORM 8916-A

OTHER ITEMS WITH NO DIFFERENCES

STATEMENT 18

DESCRIPTION	PER INCOME STATEMENT	PER TAX RETURN
BEGINNING INVENTORY	165,697.	165,697.
ENDING INVENTORY	-171,250.	-171,250.
PURCHASES	888,158.	888,158.
TOTAL TO LINE 7	882,605.	882,605.

FORM 8916-A

OTHER INTEREST INCOME

STATEMENT 19

DESCRIPTION	PER INCOME STATEMENT	TEMPORARY DIFFERENCE	PERMANENT DIFFERENCE	PER TAX RETURN
INTEREST INCOME	3,405.	0.	0.	3,405.
SCBT INTEREST	16,791.	0.	0.	16,791.
TOTAL TO PART II, LINE 5	20,196.	0.	0.	20,196.

Electronic Filing PDF Attachment

CLIENT COPY

Long Cove Club Owners Assoc.

December 31, 2020
Section 277 tax accrual

wp 7501.4

This column
should tie to the
financials

Account	Club activities				Total Club Book Income	Total Book Income	M-1s	Taxable Income
	Member	Non Member	%					
MEMBERSHIP ASSESSMENTS	401.01.04.01	6,300,580			6,300,580	6,300,580		6,300,580
FOOD & BEVERAGE	401.01.02.02, 401.01.02.03	1,052,594	-	0.00%	1,052,594	1,052,594		1,052,594
GOLF ACTIVITIES	401.01.03	605,383	5,167	0.85%	610,550	610,550		610,550
GOLF MERCHANDISE	401.01.03.01	421,711			421,711	421,711	(583)	421,128
TENNIS	401.01.24	18,791			18,791	18,791		18,791
ARCHITECTURAL REVIEW BOARD	401.01.32	37,700			37,700	37,700		37,700
SECURITY GATE PASSES	401.01.31	-	383,555	100.00%	383,555	383,555		383,555
OTHER INCOME	F/S, p 3	884,873			884,873	884,873	(837,032)	47,841
ORDINARY INTEREST INCOME		16,791		0.00%	16,791	16,791		16,791
DARIUS RUCKER EVENT	401.01.04.08	-	176,750	100.00%	176,750	176,750		176,750
1099 INTEREST INCOME		-	3,405		3,405	3,405		3,405
HURRICANE MATTHEW SPECIAL ASSESSMENTS		-			-	-	-	-
GAIN/(LOSS) ON DISPOSAL	F/S, p 4	(9,052)	-		(9,052)	(9,052)	(4,499)	(13,551)
Income		9,329,371	568,877	5.75%	9,898,248	9,898,248	(842,114)	9,056,134
COS:								
Food and Bev COS	502.07.02, 502.07.03	(571,713)	-	0.00%	(571,713)	(571,713)		(571,713)
Golf COS	502.14	(306,084)	-	0.00%	(306,084)	(306,084)		(306,084)
Tennis COS	502.15	(4,808)	-	0.00%	(4,808)	(4,808)		(4,808)
Total COS		(882,605)	-	0.00%	(882,605)	(882,605)	-	(882,605)
Gross Profit		8,446,766	568,877	6.31%	9,015,643	9,015,643	(842,114)	8,173,529
Food and beverage - S&W, CC	601.01.01	(1,433,703)	-	0.00%	(1,433,703)	(1,433,703)	343	(1,433,360)
Food and beverage - other ex	601.01.03	(127,204)	-	0.00%	(127,204)	(127,204)		(127,204)
Golf Operations - S&W, CC	601.03.01	(712,728)	(43,460)	5.75%	(756,188)	(756,188)		(756,188)
Golf Operations - other expe	601.03.05	(82,886)	(5,054)	5.75%	(87,940)	(87,940)	1,357	(86,583)
Clubhouse - S&W	601.14.01	(268,702)	(16,385)	5.75%	(285,087)	(285,087)		(285,087)
Clubhouse- Other	601.14.03	(214,014)	(13,050)	5.75%	(227,064)	(227,064)		(227,064)
Clubhouse - Equipment Rental	622.01	-	-	5.75%	-	-		-
Security - S&W	601.08.01	(321,313)	(160,632)	33.33%	(481,945)	(481,945)		(481,945)
Security - other	601.08.03	(19,434)	(9,715)	33.33%	(29,149)	(29,149)		(29,149)
Tennis - S&W	601.04.01	(273,752)	-	0.00%	(273,752)	(273,752)		(273,752)
Tennis - Other	601.04.03	(44,594)	-	0.00%	(44,594)	(44,594)		(44,594)
Community Services - S&W	601.06.01	(324,786)	-	0.00%	(324,786)	(324,786)		(324,786)
Community Services - Other	601.06.03	(854,891)	-	0.00%	(854,891)	(854,891)		(854,891)

Golf Course Maintenance - S&W	601.15.01	(1,076,547)	(775)	0.07%	(1,077,322)	(1,077,322)	-	(1,077,322)
Golf Course Maintenance - Ot	601.15.03	(453,378)	(326)	0.07%	(453,704)	(453,704)	-	(453,704)
Architechure Review - S&W, CC	F/S, p 13	-	-	0.00%	-	-	-	-
Architechure Review - Other	601.18.03	(24,034)	-	0.00%	(24,034)	(24,034)	-	(24,034)
Salaries - G&A	601.13.01	(826,883)	(50,421)	5.75%	(877,304)	(877,304)	-	(877,304)
other - G&A	601.13.03	(588,667)	(35,895)	5.75%	(624,562)	(624,562)	-	(624,562)
Operating Leases	F/S, p 5	(351,325)	-	0.00%	(351,325)	(351,325)	-	(351,325)
Bad Debt		-	-		-	-	(48,971)	(48,971)
Depreciation and Amortization	F/S, p 4	(1,548,770)	(94,439)	5.75%	(1,643,209)	(1,643,209)	429,567	(1,213,642)
Amortization		-	-		-	-	(527)	(527)
Insurance	730.19	(271,700)	(16,567)	5.75%	(288,267)	(288,267)	-	(288,267)
RE Taxes - G&A	730.13	(60,034)	(3,661)	5.75%	(63,695)	(63,695)	-	(63,695)
Interest Expense	F/S, p 18	(1,874)	(114)	5.75%	(1,988)	(1,988)	-	(1,988)
Interest Expense	F/S, p 7	(11,927)	-		(11,927)	(11,927)	-	(11,927)
Darius Rucker Event	730.22	-	(176,750)	0.00%	(176,750)	(176,750)	-	(176,750)
Hurriance Related Expenses		-	-		-	-	-	-
State Taxes		-	-		-	-	-	-
Sec 277 Deferral (Utilization)		-	-		-	-	1,928,612	1,928,612
Book Income (Loss)		(1,446,379)	(58,368)		(1,504,747)	(1,504,747)	1,468,267	(36,480)
M-1s:								
State Income Tax		-	-		-	-	-	-
Hurricane Matthew Capital Assessments		-	-		-	-	-	-
Capitalized Hurricane Expenses		-	-		-	-	-	-
Deferred Compensation		-	-		-	-	-	-
Gift Certificates		(549)	(34)	5.75%	(583)	(583)	-	(583)
Gain/(Loss) on Disposal		(4,499)	-		(4,499.00)	(4,499)	-	(4,499)
Depreciation		404,879	24,688	5.75%	429,567	429,567	-	429,567
Amortization		(497)	(30)	5.75%	(527)	(527)	-	(527)
Bad Debt		(46,157)	(2,814)	5.75%	(48,971)	(48,971)	-	(48,971)
Renovation Assessments		-	-		-	-	-	-
FICA Tip Credit		343	-		343	343	-	343
Fuels Tax Credit		1,279	78	5.75%	1,357	1,357	-	1,357
Capital Funds used for operations		-	-		-	-	-	-
PPP Loan Forgivness		(837,032)	-	0.00%	(837,032)	(837,032)	-	(837,032)
Taxable Income		(1,928,612)	(36,480)		(1,965,092)	(1,965,092)	-	(1,965,092)
Non-Member Loss offset to Member Income		-	-		-	-	-	-
277 deferred deduction generated (utilized)		1,928,612	-		1,928,612	1,928,612	-	1,928,612
TAXABLE INCOME		-	(36,480)		(36,480)	(36,480)	-	(36,480)
NOL CARRYOVER GENERATED (UTILIZED)		-	36,480		36,480	36,480	-	36,480
TAXABLE INCOME		-	-		0	0	-	0

wp 7501.1

Long Cove Club Owners Assoc.
 December 31, 2020
 Section 277 Carryforward

wp 7501.8

Sec. 277 Carryforward -- Note -- Carryforwards do not expire

Year Ending	Amount Generated	Amount Utilized	Carryforward
1999	149,000	-	149,000
2000	187,829	-	187,829
2001	452,677	-	452,677
2002	35,157	-	35,157
2003	293,311	-	293,311
2004	219,246	-	219,246
2005	184,893	-	184,893
2006	452,266	-	452,266
2007	124,387	-	124,387
2008	179,196	-	179,196
2009	1,110,103	-	1,110,103
2010	690,801	-	690,801
2011	651,027	-	651,027
2012	555,546	-	555,546
2013	2,177,402	-	2,177,402
2014	1,176,004	-	1,176,004
2015	984,642	-	984,642
2016	1,126,341	-	1,126,341
2017	1,119,884	-	1,119,884
2018	1,537,474	-	1,537,474
2019	1,374,197	-	1,374,197
2020	1,928,612	-	1,928,612
<hr/>			
	16,709,995	-	16,709,995
Available 12/31/2021			<u>16,709,995</u>

2020 TAX RETURN FILING INSTRUCTIONS

SOUTH CAROLINA FORM SC1120

FOR THE YEAR ENDING

December 31, 2020

Prepared For:

Long Cove Club Owner's Association Inc.
399 Long Cove Dr
Hilton Head Island, SC 29928-6152

Prepared By:

RSM US LLP
1555 Palm Beach Lakes Blvd., Suite 700
West Palm Beach, FL 33401

To Be Signed and Dated By:

The appropriate corporate officer(s).

Amount of Tax:

Total tax	\$	25
Less: payments and credits	\$	25
Plus: other amount	\$	0
Plus: interest and penalties	\$	0
No payment required	\$	

Overpayment:

Not applicable

Make Check Payable to:

Not applicable

Mail Tax Return and Check (if applicable) to:

This return has qualified for electronic filing. After you have reviewed your return for accuracy, please sign, date and return Form SC8453C to our office. We will then transmit your return to the SCDOR. Do not mail a copy of the return.

Return Must be Mailed On or Before:

Return Form SC8453C to us by October 15, 2021.

Special Instructions:

STATE OF SOUTH CAROLINA
DEPARTMENT OF REVENUE
CORPORATE INCOME TAX
DECLARATION FOR ELECTRONIC FILING

SC8453C

(Rev. 7/22/09)
3415

Part 1: Corporation and Tax Return Information

Corporation Name LONG COVE CLUB OWNER'S ASSOCIATION INC.		FEIN ** - *** 2304	
1. Federal taxable income	Check form filed: <input checked="" type="checkbox"/> SC1120, line 1; <input type="checkbox"/> SC1120S, line 1	1	- 36,480.00
2. SC Corporate Income Tax (SC1120, line 7; SC1120S, line 7)		2	00
3. Total Payments and Refundable Credits (SC1120, line 15, SC1120S, line 9)		3	00

Part 2: Declaration of Taxpayer/Corporate Officer

Under penalties of perjury, I declare I am an officer of the above corporation and to the best of my knowledge and belief, the information on this South Carolina Corporate Income Tax Return is true, correct, and complete.

If I have filed a balance due return, I understand that if the SC Department of Revenue does not receive full and timely payment of the tax liability, I will remain liable for the tax liability and all applicable interest and penalties.

I declare that I have compared the information on the corporate return with the information provided to the electronic return originator (ERO) and the amount agrees with the amounts on the South Carolina corporate tax return. To the best of my knowledge, the return is true and complete. I consent that the return and accompanying schedules and statements be sent to the Internal Revenue Service (IRS) by the ERO, and subsequently by the IRS to the SC Department of Revenue.

Sign Here	Signature	Date
	Title CFO	<input checked="" type="checkbox"/> Paid Preparer Authorization:* <small>Check here if the Department of Revenue may discuss the return with the preparer shown below.</small>

Part 3: Declaration of Electronic Return Originator (ERO)/Paid Preparer

Under penalties of perjury, I declare that I have reviewed the above corporation's return and to the best of my knowledge and belief, the information on this South Carolina Corporate Income Tax Return is true, correct, and complete.

I declare that I have received the above taxpayer's return and the entries on this form are complete and correct to the best of my knowledge. I have obtained the corporate officer's signature on this form before submitting the return to the SC Department of Revenue. I have provided the taxpayer with a copy of all forms and information to be filed with the SC Department of Revenue, and have followed all IRS requirements specified by the IRS and SC Department of Revenue. If I am the preparer, I declare that I have examined the above taxpayer's return and accompanying schedules and statements, and to the best of my knowledge, they are true and complete. This declaration is based on all information of which I have knowledge.

ERO's Use Only	ERO signature ▶ RSM US LLP	Date 09/17/21	Check if also paid preparer	Check if self-employed	PTIN or FEIN ** - *** 4325
	Firm name (or yours if self-employed) ▶ RSM US LLP				
Paid Preparer's Use Only	Preparer signature ▶	Date	Check if self-employed	PTIN or FEIN P01877773	
	Firm name (or yours if self-employed) and address ▶ RSM US LLP 1555 PALM BEACH LAKES BLVD., SUITE			ZIP code	33401

DO NOT MAIL KEEP FOR YOUR RECORDS

1019



STATE OF SOUTH CAROLINA
DEPARTMENT OF REVENUE
**APPLICATION FOR AUTOMATIC EXTENSION
OF TIME TO FILE CORPORATE TAX RETURN**

SC1120-T
(Rev. 7/31/19)
3096

dor.sc.gov

SC Corporate File # 20509748-3	Income Tax period ending (MM-YY) 12-20
FEIN ** - ***2304	

Corporate name and address

LONG COVE CLUB OWNERS ASSOCIATION I

399 LONG COVE DR

HILTON HEAD ISLAND SC 29928-6152

1. Estimated tax due ... (Do not enter less than zero)	<u>0.00</u>
2. Total capital and paid in surplus 0. x .001 plus \$15 but not less than \$25 minimum License Fee (Do not enter less than zero)	<u>25.00</u>
3. Balance due (line 1 plus line 2)	<u>25.00</u>

Check if:

- First-time filer who has not filed a CL-1
- S Corporation
- Consolidated Return
- Bank or Savings & Loan
- Utility or Electric Cooperative
- Exempt Organization

INSTRUCTIONS

Save time and paper! Request your extension to file by paying your balance due on our free tax portal, MyDORWAY, at **dor.sc.gov/pay**. Select Business Income Tax Payment to get started. Your payment on MyDORWAY automatically submits your filing extension request. No additional form or paperwork is required.

To request a six month extension to file, complete the following on or before the original Corporate Tax return due date:

- submit an SC1120-T
- pay ALL of the Corporate Income Tax due
- pay ALL of the Corporate License Fee due

If the corporation has not fulfilled its filing requirements for any previous period, we cannot grant an extension, and the return will be delinquent if it was not filed by the original due date. We will not send notice of the invalid extension. If you do not anticipate owing tax, and you requested a federal extension of time to file your federal Income Tax return, we will accept a copy of the properly filed federal extension as long as the Corporate return is received within the extended time allowed by the IRS.

Only one SC1120-T is needed to extend a South Carolina consolidated Corporate Tax return. A single payment may be made for the entire consolidated group. You do not need to list each member included in the consolidated return. We will accept a federal extension if all corporations in the consolidated group have filed or are included in a federal extension.

An underpayment penalty will apply if the extension payment is less than 90% of the actual amount due for the period. The penalty is based on the difference between the amount paid and the amount due. This penalty applies from the date the tax was due until you pay in full.

Mail to: **SCDOR, Corporate Voucher, PO Box 100153, Columbia SC 29202**. Include Business Name and FEIN on the form and in the memo of the check.

077601 01-20-21

30961056 205097483 *****2304 1220 0000000000 00000002500 9



STATE OF SOUTH CAROLINA
C CORPORATION INCOME TAX RETURN

SC 1120
(Rev. 9/23/20)
3091

dor.sc.gov

Due by the 15th day of the fourth month following the close of the taxable year.

SC file # 20509748-3

County or counties in SC where property is located

Income Tax period ending DECEMBER 31, 2020

License Fee period ending DECEMBER 31, 2021

Audit location: Street address
399 LONG COVE DRIVE

FEIN ** - ***2304

City State ZIP

Name LONG COVE CLUB OWNER'S ASSOCIA

HILTON HEAD ISLAND SC 29928

Mailing address 399 LONG COVE DR

Audit contact Phone number

City HILTON HEAD State SC ZIP 29928-

MATTHEW RAMSEY 843 686 1073

Change of Address Accounting Period Officers

Is the corporation included in a consolidated federal return?
 Yes No

Check if you filed a federal or state extension

Name of federal parent company

Check if Initial Return Consolidated Return Amended Return Includes Disregarded LLC(s)

FEIN of federal parent company

Check if

Attach complete copy of federal return

Merged Reorganized Final

Total gross receipts Total cost of depreciable personal property in SC
1,481,324.

Table with 19 rows and 3 columns: Description, Amount, and Balance. Includes items like Federal taxable income, net adjustment, total net income, tax, and payments. Final row shows 'BALANCE DUE' and 'REFUND'.

PART II COMPUTATION OF LICENSE FEE AND SCHEDULES A, B, AND C PAGE 2



COMPUTATION OF LICENSE FEE	20. Total capital and paid in surplus (multi-state corporations see Schedule E)	20.	0	00
	21. License Fee: multiply line 20 by .001 then add \$15 (Fee cannot be less than \$25 per taxpayer)	21.	25	00
	22. Credit taken this year from SC1120TC, Part II, Column C	22.	<	00
	23. Balance (subtract line 22 from line 21)	23.	25	00
	24. Payments: (a) Paid with extension	24a.	25	00
	(b) Credit from line 19b	24b.		00
	25. Total payments (add line 24a and line 24b)	25.	25	00
	26. Balance of License Fee (subtract line 25 from line 23)	26.	0	00
	27. (a) Interest <input type="text" value="00"/> (b) Late file/pay penalty <input type="text" value="00"/>	27.		00
	Total (add line 27a and line 27b) See penalty and interest in SC1120 Instructions			
28. Total License Fee, interest, and penalty (add line 26 and line 27)	28.	0	00	
BALANCE DUE				
29. Overpayment (subtract line 23 from line 25) <input type="text" value="00"/> To be applied as follows:				
(a) Estimated Tax <input type="text" value="00"/> (b) Income Tax <input type="text" value="00"/> (c) REFUND <input type="text" value="00"/>				
30. GRAND TOTAL: INCOME TAX and LICENSE FEE DUE (add line 18 and line 28)	30.	0	00	

REFUND OPTIONS (select one; subject to program limitations) Direct Deposit Paper Check

If you select Direct Deposit, choose the account type (US accounts only) Checking Savings

Account Routing information: Number (RTN) Must be 9 digits. First two numbers of the RTN must be 01 - 12 or 21 - 32 Bank Account Number (BAN) I-17 digits

SCHEDULE A AND B ADDITIONS TO FEDERAL TAXABLE INCOME

1. Taxes on or measured by income	1.	
2. Federal net operating loss	2.	
3.	3.	
4.	4.	
5. Other additions (attach schedule)	5.	
6. Total additions (add line 1 through line 5)	6.	

DEDUCTIONS FROM FEDERAL TAXABLE INCOME

7. Interest on US obligations	7.	
8.	8.	
9.	9.	
10. Other deductions (attach schedule)	10.	
11. Total deductions (add line 7 through line 10)	11.	
12. Net adjustment (subtract line 11 from line 6) Also enter on SC1120, Part I, line 2	12.	

SCHEDULE C SUMMARY OF INCOME TAX CREDITS (FROM SC1120TC)

1. Credit carryover from previous year's SC1120, Schedule C (should match SC1120TC Column A, line 13)	1.	
2. Enter total credits from SC1120TC, Column B, line 13 (attach SC1120TC and tax credit schedules)	2.	
3. Total credits (add line 1 and line 2)	3.	
4. Tax from SC1120, Part I, line 9	4.	
5. Lesser of line 3 or line 4 (enter on SC1120, Part I, line 10; should match SC1120TC, Column C, line 13)	5.	
6. Enter credits lost due to statute (should match SC1120TC, Column D, line 13)	6.	
7. Credit carryover (subtract line 5 and line 6 from line 3; should match SC1120TC, Column E, line 13)	7.	

Under penalty of law, I certify that I have examined this return, including accompanying annual report, statements, and schedules, and it is true and complete to the best of my knowledge.

Sign Here

Signature of officer MATTHEW RAMSEY	Officer's title	Email MRAMSEY@LONGCOVECL
Print officer's name	Date	Phone number
I authorize the Director of the SCDOR or delegate to discuss this return, attachments, and related tax matters with the preparer. Yes <input checked="" type="checkbox"/> No <input type="checkbox"/>		Print preparer's name CHRISTOPHER CECIL

Paid Preparer's signature	Date	Check if self-employed <input type="checkbox"/>	Preparer's phone number 561-712-4808
Use Only Firm's name (or yours if self-employed) and address RSM US LLP 1555 PALM BEACH LAKES BLVD., SUITE 700 WEST PALM BEACH, FL 33401	PTIN or FEIN P01877773		ZIP 33401

If this is a corporation's final return, signing here authorizes the SCDOR to disclose that information to the South Carolina Secretary of State (SCSOS). You must close with the SCSOS and the SCDOR.

Taxpayer's signature 30912067	Date
---	------



SCHEDULE D ANNUAL REPORT TO BE COMPLETED BY ALL CORPORATIONS

1. Name LONG COVE CLUB OWNER'S ASSOCIATION INC.
 2. Incorporated under the laws of the state of SOUTH CAROLINA
 3. Location of the registered office of the corporation in South Carolina 399 LONG COVE DRIVE
 In the city of HILTON HEAD Registered agent at this address DAVID LOAN CCM
 4. Principal office address 399 LONG COVE DR HILTON HEAD ISLAND, SC 29928-6152
 Nature of principal business in South Carolina HOMEOWNERS ASSOCIATI

5. Total number of **authorized shares** of capital stock, itemized by class and series, if any, within each class:
 Number of shares Class Series
NONE 0

6. Total number of **issued and outstanding shares** of capital stock itemized by class and series, if any, within each class:
 Number of shares Class Series
NONE 0

7. Names and business addresses of the directors (or individuals functioning as directors) and principal officers in the corporation:
 Attach separate schedules if you need more space.

Name	Title	Business address
<u>BILL MCGLOCKLIN</u>	<u>PRESIDENT</u>	<u>399 LONG COVE DRIVE HILTON HEAD ISLAND</u>
<u>RICK SNYDER</u>	<u>VICE PRESIDENT</u>	<u>399 LONG COVE DRIVE HILTON HEAD ISLAND</u>
<u>BOB NAVARRE</u>	<u>TREASURER</u>	<u>399 LONG COVE DRIVE HILTON HEAD ISLAND</u>
<u>RANDY CLARK</u>	<u>SECRETARY</u>	<u>399 LONG COVE DRIVE HILTON HEAD ISLAND</u>

8. Date incorporated 04/14/1981 Date commenced business in South Carolina 04/14/1981
 9. Date of this report DECEMBER 31, 2020 FEIN ** - *** 2304

10. If foreign corporation, the date qualified to do business in South Carolina _____
 11. Was the name of the corporation changed during the year? NO Previous name _____

12. The corporation's books are in the care of MATTHEW RAMSEY
 Located at (street address) 399 LONG COVE DRIVE, HILTON HEAD ISLAND, SC 29928

13. If filing consolidated, complete and attach Schedule J for each corporation included in the consolidation.

14. Total amount of stated capital per balance sheet:

A. Total paid in capital stock (cannot be a negative amount)	\$	<u>0.</u>
B. Total paid in capital surplus (cannot be a negative amount)	\$	<u>10,715,269.</u>
C. Total amount of stated capital (cannot be a negative amount)	\$	<u>10,715,269.</u>

Attach a complete copy of your federal return.

File electronically using Modernized Electronic Filing (MeF).

Payments: Pay online using our free tax portal, MyDORWAY, at dor.sc.gov/pay. Select **Business Income Tax Payment** to get started.

If you pay by check, make your check payable to SCDOR, and include your name, FEIN, tax year, and SC1120 in the memo.

Mail Balance Due returns to:
 SCDOR
 Corporate Taxable
 PO Box 100151
 Columbia, SC 29202

Mail Refund or Zero Tax returns to:
 SCDOR
 Corporate Refund
 PO Box 125
 Columbia, SC 29214-0032

SC1120/SC1120U

NET OPERATING LOSS DEDUCTION

STATEMENT 1

DATE	LOSS SUSTAINED	LOSS PREVIOUSLY APPLIED	LOSS REMAINING
12/31/00	31,189.	0.	31,189.
12/31/01	30,924.	0.	30,924.
12/31/02	111,164.	0.	111,164.
12/31/03	20,199.	0.	20,199.
12/31/04	304,876.	0.	304,876.
12/31/05	454,564.	0.	454,564.
12/31/06	542,596.	0.	542,596.
12/31/07	567,662.	0.	567,662.
12/31/08	517,766.	0.	517,766.
12/31/09	4,185.	0.	4,185.
12/31/10	114,689.	0.	114,689.
12/31/11	118,332.	0.	118,332.
12/31/12	283,641.	0.	283,641.
12/31/13	151,907.	0.	151,907.
12/31/14	292,520.	0.	292,520.
12/31/15	283,970.	0.	283,970.
12/31/16	158,703.	0.	158,703.
12/31/17	13,032.	0.	13,032.
12/31/18	78,382.	0.	78,382.
12/31/19	41,713.	0.	41,713.
TOTAL NOL CARRYOVER AVAILABLE THIS YEAR			4,122,014.

Mr. Matthew Ramsey, CFO
Long Cove Club Owner's Association, Inc.
399 Long Cove Dr
Hilton Head Island, SC 29928-6152

Dear Mr. Ramsey:

We have prepared and enclosed your 2019 Corporation income tax returns for the year ended December 31, 2019.

This return has qualified for electronic filing. After you have reviewed the return for completeness and accuracy, please sign, date and return Form 8879-C to our office. We will transmit your return electronically to the IRS, and no further action is required. Return federal Form 8879-C to us by October 15, 2020.

No payment is required as you are to receive a refund in the amount of \$1,401.

The South Carolina Form SC1120 return has qualified for electronic filing. After you have reviewed your return for completeness and accuracy, please sign, date and return Form SC8453C to our office. We will then transmit your return electronically to the SCDOR. Do not mail the paper copy of the return to the SCDOR. Return Form SC8453C to us by October 15, 2020.

No payment is required with this return when filed.

Regards,

Frank Lucas
Senior Manager

2019 TAX RETURN FILING INSTRUCTIONS

U.S. CORPORATION INCOME TAX RETURN

FOR THE YEAR ENDING

December 31, 2019

Prepared For:

Long Cove Club Owner's Association Inc.
399 Long Cove Dr
Hilton Head Island, SC 29928-6152

Prepared By:

RSM US LLP
1555 Palm Beach Lakes Blvd., Suite 700
West Palm Beach, FL 33401

To be Signed and Dated By:

The appropriate corporate officer(s).

Amount of Tax:

Total tax	\$	0
Less: payments and credits	\$	1,401
Plus: interest and penalties	\$	0
Overpayment	\$	1,401

Overpayment:

Credit to your estimated tax	\$	0
Refunded to you	\$	1,401

Make Check Payable To:

Not Applicable

Mail Tax Return and Check (if applicable) To:

This return has qualified for electronic filing. After you have reviewed the return for accuracy, please sign, date and return Form 8879-C to our office. We will transmit your return electronically to the IRS, and no further action is required.

Return Must be Mailed on or Before:

Return federal Form 8879-C to us by October 15, 2020.

Special Instructions:

Form **8879-C**

IRS e-file Signature Authorization for Form 1120

OMB No. 1545-0123

Department of the Treasury
Internal Revenue Service

For calendar year 2019, or tax year beginning _____, 2019, ending _____, 20____

2019

▶ **Do not send to the IRS. Keep for your records.**
▶ **Go to www.irs.gov/Form8879C for the latest information.**

Name of corporation **LONG COVE CLUB OWNER'S ASSOCIATION INC.** Employer identification number **57-0752304**

Part I Tax Return Information (Whole dollars only)	
1 Total income (Form 1120, line 11)	1 8,431,183.
2 Taxable income (Form 1120, line 30)	2 -41,713.
3 Total tax (Form 1120, line 31)	3
4 Amount owed (Form 1120, line 35)	4
5 Overpayment (Form 1120, line 36)	5 1,401.

Part II Declaration and Signature Authorization of Officer. Be sure to get a copy of the corporation's return.

Under penalties of perjury, I declare that I am an officer of the above corporation and that I have examined a copy of the corporation's 2019 electronic income tax return and accompanying schedules and statements and to the best of my knowledge and belief, it is true, correct, and complete. I further declare that the amounts in Part I above are the amounts shown on the copy of the corporation's electronic income tax return. I consent to allow my electronic return originator (ERO), transmitter, or intermediate service provider to send the corporation's return to the IRS and to receive from the IRS (a) an acknowledgement of receipt or reason for rejection of the transmission, (b) the reason for any delay in processing the return or refund, and (c) the date of any refund. If applicable, I authorize the U.S. Treasury and its designated Financial Agent to initiate an electronic funds withdrawal (direct debit) entry to the financial institution account indicated in the tax preparation software for payment of the corporation's federal taxes owed on this return, and the financial institution to debit the entry to this account. To revoke a payment, I must contact the U.S. Treasury Financial Agent at **1-888-353-4537** no later than 2 business days prior to the payment (settlement) date. I also authorize the financial institutions involved in the processing of the electronic payment of taxes to receive confidential information necessary to answer inquiries and resolve issues related to the payment. I have selected a personal identification number (PIN) as my signature for the corporation's electronic income tax return and, if applicable, the corporation's consent to electronic funds withdrawal.

Officer's PIN: check one box only

I authorize RSM US LLP ERO firm name to enter my PIN 12304 do not enter all zeros as my signature on the corporation's 2019 electronically filed income tax return.

As an officer of the corporation, I will enter my PIN as my signature on the corporation's 2019 electronically filed income tax return.

Officer's signature ▶ _____ Date ▶ _____ Title ▶ CFO

Part III Certification and Authentication

ERO's EFIN/PIN. Enter your six-digit EFIN followed by your five-digit self-selected PIN. 60653153719 do not enter all zeros

I certify that the above numeric entry is my PIN, which is my signature on the 2019 electronically filed income tax return for the corporation indicated above. I confirm that I am submitting this return in accordance with the requirements of **Pub. 3112**, IRS e-file Application and Participation, and **Pub. 4163**, Modernized e-File (MeF) Information for Authorized IRS e-file Providers for Business Returns.

ERO's signature ▶ _____ Date ▶ 09/28/20

**ERO Must Retain This Form - See Instructions
Do Not Submit This Form to the IRS Unless Requested To Do So**

For Paperwork Reduction Act Notice, see instructions.

Form **8879-C** (2019)

LHA

Department of the Treasury Internal Revenue Service

For calendar year 2019 or tax year beginning _____, ending _____

2019

Go to www.irs.gov/Form1120 for instructions and the latest information.

- A Check if: 1a Consolidated return (attach Form 851) 1b Life/nonlife consolidated return 2 Personal holding co. (attach Sch. PH) 3 Personal service corp. (see instructions) 4 Schedule M-3 attached

Name: LONG COVE CLUB OWNER'S ASSOCIATION INC. Number, street, and room or suite no. If a P.O. box, see instructions. 399 LONG COVE DR City or town, state or province, country, and ZIP or foreign postal code HILTON HEAD ISLAND, SC 29928-6152

B Employer identification number 57-0752304 C Date incorporated 04/14/1981 D Total assets (see instructions) \$ 18,233,531.

E Check if: (1) Initial return (2) Final return (3) Name change (4) Address change

Income section table with rows 1a-11. Includes 1a Gross receipts or sales (1,911,697), 2 Cost of goods sold (1,027,915), 11 Total income (8,431,183).

Deductions section table with rows 12-29c. Includes 12 Compensation of officers, 17 Taxes and licenses (57,063), 24 Employee benefit programs (901,819), 27 Total deductions (8,472,896), 29c Taxable income before net operating loss deduction (-41,713).

Tax, Refundable Credits, and Payments section table with rows 30-37. Includes 30 Taxable income (-41,713), 33 Total payments, credits, and section 965 net tax liability (1,401), 37 Enter amount from line 36 you want: Credited to 2020 estimated tax (1,401).

Sign Here: Under penalties of perjury, I declare that I have examined this return, including accompanying schedules and statements, and to the best of my knowledge and belief, it is true, correct, and complete. Declaration of preparer (other than taxpayer) is based on all information of which preparer has any knowledge.

Paid: Print/Type preparer's name FRANK LUCAS, Date 09/28/20, Check if self-employed, PTIN P00995244. Preparer: Firm's name RSM US LLP, Firm's EIN 42-0714325. Use Only: Firm's address 1555 PALM BEACH LAKES BLVD., SUITE 700 WEST PALM BEACH, FL 33401, Phone no. 561-697-1785.

Application for Automatic Extension of Time To File Certain Business Income Tax, Information, and Other Returns
 ▶ **File a separate application for each return.**
 ▶ **Go to www.irs.gov/Form7004 for instructions and the latest information.**

Print or Type	Name LONG COVE CLUB OWNER'S ASSOCIATION INC.	Identifying number 57-0752304
	Number, street, and room or suite no. (If P.O. box, see instructions.) 399 LONG COVE DR	
	City, town, state, and ZIP code (If a foreign address, enter city, province or state, and country (follow the country's practice for entering postal code).) HILTON HEAD ISLAND, SC 29928-6152	

Note: File request for extension by the due date of the return. See instructions before completing this form.

Part I Automatic Extension for Certain Business Income Tax, Information, and Other Returns. See instructions.

1 Enter the form code for the return listed below that this application is for 12

Application Is For:	Form Code	Application Is For:	Form Code
Form 706-GS(D)	01	Form 1120-ND (section 4951 taxes)	20
Form 706-GS(T)	02	Form 1120-PC	21
Form 1041 (bankruptcy estate only)	03	Form 1120-POL	22
Form 1041 (estate other than a bankruptcy estate)	04	Form 1120-REIT	23
Form 1041 (trust)	05	Form 1120-RIC	24
Form 1041-N	06	Form 1120S	25
Form 1041-QFT	07	Form 1120-SF	26
Form 1042	08	Form 3520-A	27
Form 1065	09	Form 8612	28
Form 1066	11	Form 8613	29
Form 1120	12	Form 8725	30
Form 1120-C	34	Form 8804	31
Form 1120-F	15	Form 8831	32
Form 1120-FSC	16	Form 8876	33
Form 1120-H	17	Form 8924	35
Form 1120-L	18	Form 8928	36
Form 1120-ND	19		


Part II All Filers Must Complete This Part

- 2 If the organization is a foreign corporation that does not have an office or place of business in the United States, check here ▶
- 3 If the organization is a corporation and is the common parent of a group that intends to file a consolidated return, check here ▶
 If checked, attach a statement listing the name, address, and employer identification number (EIN) for each member covered by this application.
- 4 If the organization is a corporation or partnership that qualifies under Regulations section 1.6081-5, check here ▶
- 5a The application is for calendar year 2019, or tax year beginning _____, and ending _____
- b **Short tax year.** If this tax year is less than 12 months, check the reason: Initial return Final return
 Change in accounting period Consolidated return to be filed Other (See instructions - attach explanation.)

6 Tentative total tax	6	0.
7 Total payments and credits. See instructions	7	0.
8 Balance due. Subtract line 7 from line 6. See instructions	8	0.

LHA For Privacy Act and Paperwork Reduction Act Notice, see separate instructions.

Schedule C Dividends, Inclusions, and Special Deductions (see instructions)	(a) Dividends and inclusions	(b) %	(c) Special deductions (a) x (b)
1 Dividends from less-than-20%-owned domestic corporations (other than debt-financed stock)		50	
2 Dividends from 20%-or-more-owned domestic corporations (other than debt-financed stock)		65	
3 Dividends on certain debt-financed stock of domestic and foreign corporations		see instructions	
4 Dividends on certain preferred stock of less-than-20%-owned public utilities		23.3	
5 Dividends on certain preferred stock of 20%-or-more-owned public utilities		26.7	
6 Dividends from less-than-20%-owned foreign corporations and certain FSCs		50	
7 Dividends from 20%-or-more-owned foreign corporations and certain FSCs		65	
8 Dividends from wholly owned foreign subsidiaries		100	
9 Subtotal. Add lines 1 through 8		see instructions	
10 Dividends from domestic corporations received by a small business investment company operating under the Small Business Investment Act of 1958		100	
11 Dividends from affiliated group members		100	
12 Dividends from certain FSCs		100	
13 Foreign-source portion of dividends received from a specified 10%-owned foreign corporation (excluding hybrid dividends) (see instructions)		100	
14 Dividends from foreign corporations not included on line 3, 6, 7, 8, 11, 12, or 13 (including any hybrid dividends)			
15 Section 965(a) inclusion		see instructions	
16a Subpart F inclusions derived from the sale by a controlled foreign corporation (CFC) of the stock of a lower-tier foreign corporation treated as a dividend (attach Form(s) 5471) (see instructions)		100	
16b Subpart F inclusions derived from hybrid dividends of tiered corporations (attach Form(s) 5471) (see instructions)			
16c Other inclusions from CFCs under subpart F not included on line 15, 16a, 16b, or 17 (attach Form(s) 5471) (see instructions)			
17 Global intangible Low-Taxed income (GILTI) (attach Form(s) 5471 and Form 8992)			
18 Gross-up for foreign taxes deemed paid			
19 IC -DISC and former DISC dividends not included on line 1, 2, or 3			
20 Other dividends			
21 Deduction for dividends paid on certain preferred stock of public utilities			
22 Section 250 deduction (attach Form 8993)			
23 Total dividends and inclusions. Add column (a), lines 9 through 20. Enter here and on page 1, line 4			
24 Total special deductions. Add column (c), lines 9 through 22. Enter here and on page 1, line 29b			



Schedule J Tax Computation and Payment (see instructions)

Part I - Tax Computation

1	Check if the corporation is a member of a controlled group (attach Schedule O (Form 1120))	<input type="checkbox"/>	
2	Income tax. See instructions		0.
3	Base erosion minimum tax amount (attach Form 8991)		
4	Add lines 2 and 3		0.
5a	Foreign tax credit (attach Form 1118)	5a	
b	Credit from Form 8834 (see instructions)	5b	
c	General business credit (attach Form 3800)	5c	
d	Credit for prior year minimum tax (attach Form 8827)	5d	
e	Bond credits from Form 8912	5e	
6	Total credits. Add lines 5a through 5e	6	
7	Subtract line 6 from line 4	7	0.
8	Personal holding company tax (attach Schedule PH (Form 1120))	8	
9a	Recapture of investment credit (attach Form 4255)	9a	
b	Recapture of low-income housing credit (attach Form 8611)	9b	
c	Interest due under the look-back method-completed long-term contracts (attach Form 8697)	9c	
d	Interest due under the look-back method-income forecast method (attach Form 8866)	9d	
e	Alternative tax on qualifying shipping activities (attach Form 8902)	9e	
f	Other (see instructions - attach statement)	9f	
10	Total. Add lines 9a through 9f	10	
11	Total tax. Add lines 7, 8, and 10. Enter here and on page 1, line 31	11	0.

Part II - Section 965 Payments (see instructions)

12	2019 net 965 tax liability paid from Form 965-B, Part II, column (k), line 3. Enter here and on page 1, line 32	12	
----	---	----	--

Part III - Payments, Refundable Credits, and Section 965 Net Tax Liability

13	2018 overpayment credited to 2019	13	
14	2019 estimated tax payments	14	
15	2019 refund applied for on Form 4466	15	()
16	Combine lines 13, 14, and 15	16	
17	Tax deposited with Form 7004	17	
18	Withholding (see instructions)	18	
19	Total payments. Add lines 16, 17, and 18	19	
20	Refundable credits from:		
a	Form 2439	20a	
b	Form 4136	20b	1,401.
c	Form 8827, line 5c	20c	
d	Other (attach statement - see instructions)	20d	
21	Total credits. Add lines 20a through 20d	21	1,401.
22	2019 net 965 tax liability from Form 965-B, Part I, column (d), line 3. See instructions	22	
23	Total payments, credits, and section 965 net tax liability. Add lines 19, 21, and 22. Enter here and on page 1, line 33	23	1,401.

Schedule K Other Information (see instructions)

1 Check accounting method: a Cash b Accrual c Other (specify) ▶ _____

2 See the instructions and enter the:

a Business activity code no. ▶ 531310

b Business activity ▶ HOMEOWNERS ASSOCIATI

c Product or service ▶ COMMON AREA MAINT

3 Is the corporation a subsidiary in an affiliated group or a parent-subsidiary controlled group? **X**
 If "Yes," enter name and EIN of the parent corporation ▶ _____

4 At the end of the tax year:

a Did any foreign or domestic corporation, partnership (including any entity treated as a partnership), trust, or tax-exempt organization own directly 20% or more, or own, directly or indirectly, 50% or more of the total voting power of all classes of the corporation's stock entitled to vote? If "Yes," complete Part I of Schedule G (Form 1120) (attach Schedule G) **X**

b Did any individual or estate own directly 20% or more, or own, directly or indirectly, 50% or more of the total voting power of all classes of the corporation's stock entitled to vote? If "Yes," complete Part II of Schedule G (Form 1120) (attach Schedule G) **X**

5 At the end of the tax year, did the corporation:

a Own directly 20% or more, or own, directly or indirectly, 50% or more of the total voting power of all classes of stock entitled to vote of any foreign or domestic corporation not included on **Form 851**, Affiliations Schedule? For rules of constructive ownership, see instructions **X**
 If "Yes," complete (i) through (iv) below.

(i) Name of Corporation	(ii) Employer Identification Number (if any)	(iii) Country of Incorporation	(iv) Percentage Owned in Voting Stock

b Own directly an interest of 20% or more, or own, directly or indirectly, an interest of 50% or more in any foreign or domestic partnership (including an entity treated as a partnership) or in the beneficial interest of a trust? For rules of constructive ownership, see instructions **X**
 If "Yes," complete (i) through (iv) below.

(i) Name of Entity	(ii) Employer Identification Number (if any)	(iii) Country of Organization	(iv) Maximum Percentage Owned in Profit, Loss, or Capital

6 During this tax year, did the corporation pay dividends (other than stock dividends and distributions in exchange for stock) in excess of the corporation's current and accumulated earnings and profits? See sections 301 and 316 **X**
 If "Yes," file **Form 5452**, Corporate Report of Nondividend Distributions. See the instructions for Form 5452.
 If this is a consolidated return, answer here for the parent corporation and on Form 851 for each subsidiary.

7 At any time during the tax year, did one foreign person own, directly or indirectly, at least 25% of the total voting power of all classes of the corporation's stock entitled to vote or at least 25% of the total value of all classes of the corporation's stock? **X**
 For rules of attribution, see section 318. If "Yes," enter:
 (a) Percentage owned ▶ _____ and (b) Owner's country ▶ _____
 (c) The corporation may have to file **Form 5472**, Information Return of a 25% Foreign-Owned U.S. Corporation or a Foreign Corporation Engaged in a U.S. Trade or Business. Enter the number of Forms 5472 attached ▶ _____

8 Check this box if the corporation issued publicly offered debt instruments with original issue discount
 If checked, the corporation may have to file **Form 8281**, Information Return for Publicly Offered Original Issue Discount Instruments.

9 Enter the amount of tax-exempt interest received or accrued during the tax year ▶ \$ _____

10 Enter the number of shareholders at the end of the tax year (if 100 or fewer) ▶ _____

11 If the corporation has an NOL for the tax year and is electing to forego the carryback period, check here
 If the corporation is filing a consolidated return, the statement required by Regulations section 1.1502-21(b)(3) must be attached or the election will not be valid.

12 Enter the available NOL carryover from prior tax years (do not reduce it by any deduction reported on page 1, line 29a.) ▶ \$ **4,077,559.**

Schedule K Other Information (continued from page 4)

	Yes	No
13 Are the corporation's total receipts (page 1, line 1a, plus lines 4 through 10) for the tax year and its total assets at the end of the tax year less than \$250,000? If "Yes," the corporation is not required to complete Schedules L, M-1, and M-2. Instead, enter the total amount of cash distributions and the book value of property distributions (other than cash) made during the tax year ► \$ _____		X
14 Is the corporation required to file Schedule UTP (Form 1120), Uncertain Tax Position Statement? See instructions If "Yes," complete and attach Schedule UTP.		X
15a Did the corporation make any payments in 2019 that would require it to file Form(s) 1099?	X	
b If "Yes," did or will the corporation file required Form(s) 1099?	X	
16 During this tax year, did the corporation have an 80%-or-more change in ownership, including a change due to redemption of its own stock?		X
17 During or subsequent to this tax year, but before the filing of this return, did the corporation dispose of more than 65% (by value) of its assets in a taxable, non-taxable, or tax deferred transaction?		X
18 Did the corporation receive assets in a section 351 transfer in which any of the transferred assets had a fair market basis or fair market value of more than \$1 million?		X
19 During the corporation's tax year, did the corporation make any payments that would require it to file Forms 1042 and 1042-S under chapter 3 (sections 1441 through 1464) or chapter 4 (sections 1471 through 1474) of the Code?		X
20 Is the corporation operating on a cooperative basis?		X
21 During the tax year, did the corporation pay or accrue any interest or royalty for which the deduction is not allowed under section 267A? See instructions If "Yes," enter the total amount of the disallowed deductions ► \$ _____		X
22 Does the corporation have gross receipts of at least \$500 million in any of the 3 preceding tax years? (See sections 59A(e)(2) and (3)) If "Yes," complete and attach Form 8991.		X
23 Did the corporation have an election under section 163(j) for any real property trade or business or any farming business in effect during the tax year? See instructions		X
24 Does the corporation satisfy one or more of the following? See instructions		X
a The corporation owns a pass-through entity with current, or prior year carryover, excess business interest expense.		
b The corporation's aggregate average annual gross receipts (determined under section 448(c)) for the 3 tax years preceding the current tax year are more than \$26 million and the corporation has business interest expense.		
c The corporation is a tax shelter and the corporation has business interest expense. If "Yes," to any, complete and attach Form 8990.		
25 Is the corporation attaching Form 8996 to certify as a Qualified Opportunity Fund?		X
If "Yes," enter amount from Form 8996, line 14 ► \$ _____		

Schedule L Balance Sheets per Books	Beginning of tax year		End of tax year	
	(a)	(b)	(c)	(d)
Assets				
1 Cash		1,061,285.		1,427,689.
2a Trade notes and accounts receivable	324,726.		333,071.	
b Less allowance for bad debts	(15,659.)	309,067.	(48,971.)	284,100.
3 Inventories		159,257.		165,697.
4 U.S. government obligations				
5 Tax-exempt securities				
6 Other current assets (att. stmt.) STMT 6		474,449.		253,616.
7 Loans to shareholders				
8 Mortgage and real estate loans				
9 Other investments (att. stmt.)				
10a Buildings and other depreciable assets	27,432,674.		28,541,736.	
b Less accumulated depreciation	(13,394,189.)	14,038,485.	(14,757,995.)	13,783,741.
11a Depletable assets				
b Less accumulated depletion	()		()	
12 Land (net of any amortization)		2,187,628.		2,187,628.
13a Intangible assets (amortizable only)				
b Less accumulated amortization	()		()	
14 Other assets (att. stmt.) STMT 7		356,599.		131,060.
15 Total assets		18,586,770.		18,233,531.
Liabilities and Shareholders' Equity				
16 Accounts payable		568,412.		696,221.
17 Mortgages, notes, bonds payable in less than 1 year		347,951.		383,053.
18 Other current liabilities (att. stmt.) STMT 8		262,452.		281,605.
19 Loans from shareholders				
20 Mortgages, notes, bonds payable in 1 year or more		870,066.		410,125.
21 Other liabilities (att. stmt.)				
22 Capital stock: a Preferred stock				
b Common stock				
23 Additional paid-in capital		6,863,269.		8,666,869.
24 Retained earnings - Appropriated (attach statement)				
25 Retained earnings - Unappropriated		9,674,620.		7,795,658.
26 Adjustments to shareholders' equity (attach statement)				
27 Less cost of treasury stock		()		()
28 Total liabilities and shareholders' equity		18,586,770.		18,233,531.

Schedule M-1 Reconciliation of Income (Loss) per Books With Income per Return

Note: The corporation may be required to file Schedule M-3. See instructions.

1 Net income (loss) per books		7 Income recorded on books this year not included on this return (itemize): Tax-exempt interest \$ _____
2 Federal income tax per books		
3 Excess of capital losses over capital gains		
4 Income subject to tax not recorded on books this year (itemize): _____		
5 Expenses recorded on books this year not deducted on this return (itemize): a Depreciation \$ _____ Charitable contributions \$ _____ b Charitable contributions \$ _____ Travel and entertainment \$ _____		8 Deductions on this return not charged against book income this year (itemize): a Depreciation \$ _____ b Charitable contributions \$ _____
6 Add lines 1 through 5		9 Add lines 7 and 8
		10 Income (page 1, line 28) - line 6 less line 9

Schedule M-2 Analysis of Unappropriated Retained Earnings per Books (Line 25, Schedule L)

1 Balance at beginning of year	9,674,620.	5 Distributions: a Cash	
2 Net income (loss) per books	-1,878,962.	b Stock	
3 Other increases (itemize): _____		c Property	
		6 Other decreases (itemize): _____	
		7 Add lines 5 and 6	
4 Add lines 1, 2, and 3	7,795,658.	8 Balance at end of year (line 4 less line 7)	7,795,658.

Cost of Goods Sold

(Rev. November 2018)

▶ **Attach to Form 1120, 1120-C, 1120-F, 1120S, or 1065.**

OMB No. 1545-0123

Department of the Treasury
Internal Revenue Service

▶ **Go to www.irs.gov/Form1125A for the latest information.**

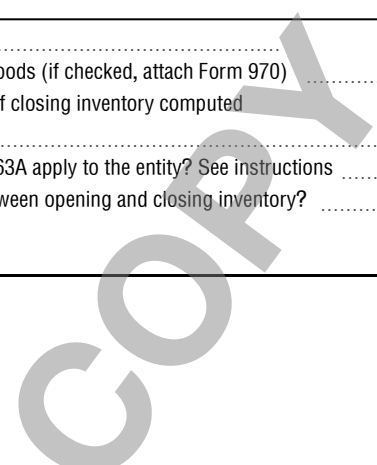
Name LONG COVE CLUB OWNER'S ASSOCIATION INC.	Employer identification number 57-0752304
--	---

1 Inventory at beginning of year	1	159,257.
2 Purchases	2	1,034,355.
3 Cost of labor	3	
4 Additional section 263A costs (attach schedule)	4	
5 Other costs (attach schedule)	5	
6 Total. Add lines 1 through 5	6	1,193,612.
7 Inventory at end of year	7	165,697.
8 Cost of goods sold. Subtract line 7 from line 6. Enter here and on Form 1120, page 1, line 2 or the appropriate line of your tax return. See instructions	8	1,027,915.

- 9 a** Check all methods used for valuing closing inventory:
- (i) Cost
 - (ii) Lower of cost or market
 - (iii) Other (Specify method used and attach explanation) ▶ _____
- b** Check if there was a writedown of subnormal goods ▶
- c** Check if the LIFO inventory method was adopted this tax year for any goods (if checked, attach Form 970) ▶
- d** If the LIFO inventory method was used for this tax year, enter amount of closing inventory computed under LIFO **9d** _____
- e** If property is produced or acquired for resale, do the rules of Section 263A apply to the entity? See instructions Yes No
- f** Was there any change in determining quantities, cost, or valuations between opening and closing inventory? Yes No
If "Yes," attach explanation.

For Paperwork Reduction Act Notice, see separate instructions.

Form 1125-A (Rev. 11-2018)



Credit for Federal Tax Paid on Fuels

▶ Go to www.irs.gov/Form4136 for instructions and the latest information.

Name (as shown on your income tax return)

Taxpayer identification number

LONG COVE CLUB OWNER'S ASSOCIATION INC.

57-0752304

Caution: Claimant has the name and address of the person who sold the fuel to the claimant and the dates of purchase. For claims on lines 1c and 2b (type of use 13 or 14), 3d, 4c, and 5, claimant has not waived the right to make the claim. For claims on lines 1c and 2b (type of use 13 or 14), claimant certifies that a certificate has not been provided to the credit card issuer.

1 Nontaxable Use of Gasoline

Note: CRN is credit reference number.

	(a) Type of use	(b) Rate	(c) Gallons	(d) Amount of credit	(e) CRN
a	Off-highway business use	\$.183	7,656	\$ 1,401.	362
b	Use on a farm for farming purposes	.183			
c	Other nontaxable use (see Caution above line 1)	.183			
d	Exported	.184			411

2 Nontaxable Use of Aviation Gasoline

	(a) Type of use	(b) Rate	(c) Gallons	(d) Amount of credit	(e) CRN
a	Use in commercial aviation (other than foreign trade)	\$.15		\$	354
b	Other nontaxable use (see Caution above line 1)	.193			324
c	Exported	.194			412
d	LUST tax on aviation fuels used in foreign trade	.001			433

3 Nontaxable Use of Undyed Diesel Fuel

Claimant certifies that the diesel fuel did not contain visible evidence of dye.

Exception. If any of the diesel fuel included in this claim **did** contain visible evidence of dye, attach an explanation and check here

	(a) Type of use	(b) Rate	(c) Gallons	(d) Amount of credit	(e) CRN
a	Nontaxable use	\$.243		\$	360
b	Use on a farm for farming purposes	.243			
c	Use in trains	.243			
d	Use in certain intercity and local buses (see Caution above line 1)	.17			350
e	Exported	.244			413

4 Nontaxable Use of Undyed Kerosene (Other Than Kerosene Used in Aviation)

Claimant certifies that the kerosene did not contain visible evidence of dye.

Exception. If any of the kerosene included in this claim **did** contain visible evidence of dye, attach an explanation and check here

	(a) Type of use	(b) Rate	(c) Gallons	(d) Amount of credit	(e) CRN
a	Nontaxable use taxed at \$.244	\$.243		\$	346
b	Use on a farm for farming purposes	.243			
c	Use in certain intercity and local buses (see Caution above line 1)	.17			
d	Exported	.244			414
e	Nontaxable use taxed at \$.044	.043			377
f	Nontaxable use taxed at \$.219	.218			369

LHA For Paperwork Reduction Act Notice, see the separate instructions.

5 Kerosene Used in Aviation (see **Caution** above line 1)

	(a) Type of use	(b) Rate	(c) Gallons	(d) Amount of credit	(e) CRN
a	Kerosene used in commercial aviation (other than foreign trade) taxed at \$.244	\$.200		\$	417
b	Kerosene used in commercial aviation (other than foreign trade) taxed at \$.219	.175			355
c	Nontaxable use (other than use by state or local government) taxed at \$.244	.243			346
d	Nontaxable use (other than use by state or local government) taxed at \$.219	.218			369
e	LUST tax on aviation fuels used in foreign trade	.001			433

6 Sales by Registered Ultimate Vendors of Undyed Diesel Fuel

Registration No. ►

Claimant certifies that it sold the diesel fuel at a tax-excluded price, repaid the amount of tax to the buyer, or has obtained the written consent of the buyer to make the claim. Claimant certifies that the diesel fuel did not contain visible evidence of dye.

Exception. If any of the diesel fuel included in this claim **did** contain visible evidence of dye, attach an explanation and check here

	(b) Rate	(c) Gallons	(d) Amount of credit	(e) CRN
a	Use by a state or local government	\$.243	\$	360
b	Use in certain intercity and local buses	.17		350

7 Sales by Registered Ultimate Vendors of Undyed Kerosene (Other Than Kerosene For Use in Aviation)

Registration No. ►

Claimant certifies that it sold the kerosene at a tax-excluded price, repaid the amount of tax to the buyer, or has obtained the written consent of the buyer to make the claim. Claimant certifies that the kerosene did not contain visible evidence of dye.

Exception. If any of the kerosene included in this claim **did** contain visible evidence of dye, attach an explanation and check here

	(b) Rate	(c) Gallons	(d) Amount of credit	(e) CRN
a	Use by a state or local government	\$.243	\$	346
b	Sales from a blocked pump	.243		
c	Use in certain intercity and local buses	.17		

8 Sales by Registered Ultimate Vendors of Kerosene For Use in Aviation

Registration No. ►

Claimant sold the kerosene for use in aviation at a tax-excluded price and has not collected the amount of tax from the buyer, repaid the amount of tax to the buyer, or has obtained the written consent of the buyer to make the claim. See the instructions for additional information to be submitted.

	(a) Type of use	(b) Rate	(c) Gallons	(d) Amount of credit	(e) CRN
a	Use in commercial aviation (other than foreign trade) taxed at \$.219	\$.175		\$	355
b	Use in commercial aviation (other than foreign trade) taxed at \$.244	.200			417
c	Nonexempt use in noncommercial aviation	.025			418
d	Other nontaxable uses taxed at \$.244	.243			346
e	Other nontaxable uses taxed at \$.219	.218			369
f	LUST tax on aviation fuels used in foreign trade	.001			433

9 Reserved for future use

Registration No. ►

	(b) Rate	(c) Gallons of alcohol	(d) Amount of credit	(e) CRN
a Reserved for future use			\$	
b Reserved for future use				

10 Biodiesel or Renewable Diesel Mixture Credit

Registration No. ►

Biodiesel mixtures. Claimant produced a mixture by mixing biodiesel with diesel fuel. The biodiesel used to produce the mixture met ASTM D6751 and met EPA's registration requirements for fuels and fuel additives. The mixture was sold by the claimant to any person for use as a fuel or was used as a fuel by the claimant. Claimant has attached the Certificate for Biodiesel and, if applicable, the Statement of Biodiesel Reseller. **Renewable diesel mixtures.** Claimant produced a mixture by mixing renewable diesel with liquid fuel (other than renewable diesel). The renewable diesel used to produce the renewable diesel mixture was derived from biomass, met EPA's registration requirements for fuels and fuel additives, and met ASTM D975, D396, or other equivalent standard approved by the IRS. The mixture was sold by the claimant to any person for use as a fuel or was used as a fuel by the claimant. Claimant has attached the Certificate for Biodiesel and, if applicable, Statement of Biodiesel Reseller, both of which have been edited as discussed in the instructions for line 10. See the instructions for line 10 for information about renewable diesel used in aviation.

	(b) Rate	(c) Gallons of biodiesel or renewable diesel	(d) Amount of credit	(e) CRN
a Biodiesel (other than agri-biodiesel) mixtures	\$ 1.00		\$	388
b Agri-biodiesel mixtures	1.00			390
c Renewable diesel mixtures	1.00			307

11 Nontaxable Use of Alternative Fuel

Caution: There is a reduced credit rate for use in certain intercity and local buses (type of use 5). See instructions.

	(a) Type of use	(b) Rate	(c) Gallons, or gasoline or diesel gallon equivalents	(d) Amount of credit	(e) CRN
a Liquefied petroleum gas (LPG)		\$.183		\$	419
b "P Series" fuels		.183			420
c Compressed natural gas (CNG)		.183			421
d Liquefied hydrogen		.183			422
e Fischer-Tropsch process liquid fuel from coal (including peat)		.243			423
f Liquid fuel derived from biomass		.243			424
g Liquefied natural gas (LNG)		.243			425
h Liquefied gas derived from biomass		.183			435

12 Alternative Fuel Credit

Registration No. ►

	(b) Rate	(c) Gallons, or gasoline or diesel gallon equivalents	(d) Amount of credit	(e) CRN
a Liquefied petroleum gas (LPG) (see instructions)	\$.50		\$	426
b "P Series" fuels	.50			427
c Compressed natural gas (CNG) (see instructions)	.50			428
d Liquefied hydrogen	.50			429
e Fischer-Tropsch process liquid fuel from coal (including peat)	.50			430
f Liquid fuel derived from biomass	.50			431
g Liquefied natural gas (LNG) (see instructions)	.50			432
h Liquefied gas derived from biomass	.50			436
i Compressed gas derived from biomass	.50			437

Form 4136 (2019)

13 Registered Credit Card Issuers

		Registration No. ▶		
	(b) Rate	(c) Gallons	(d) Amount of credit	(e) CRN
a Diesel fuel sold for the exclusive use of a state or local government	\$.243		\$	360
b Kerosene sold for the exclusive use of a state or local government	.243			346
c Kerosene for use in aviation sold for the exclusive use of a state or local government taxed at \$.219	.218			369

14 Nontaxable Use of a Diesel-Water Fuel Emulsion

Caution: There is a reduced credit rate for use in certain intercity and local buses (type of use 5). See instructions.

	(a) Type of use	(b) Rate	(c) Gallons	(d) Amount of credit	(e) CRN
a Nontaxable use		\$.197		\$	309
b Exported		.198			306

15 Diesel-Water Fuel Emulsion Blending

		Registration No. ▶		
	(b) Rate	(c) Gallons	(d) Amount of credit	(e) CRN
Blender credit	\$.046		\$	310

16 Exported Dyed Fuels and Exported Gasoline Blendstocks

	(b) Rate	(c) Gallons	(d) Amount of credit	(e) CRN
a Exported dyed diesel fuel and exported gasoline blendstocks taxed at \$.001	\$.001		\$	415
b Exported dyed kerosene	.001			416

17 Total income tax credit claimed. Add lines 1 through 16, column (d). Enter here and on Schedule 3 (Form 1040 or 1040-SR), line 12; Form 1120, Schedule J, line 20b; Form 1120-S, line 23c; Form 1041, Schedule G, line 16b; or the proper line of other returns	17	\$	1,401.	
---	-----------	----	---------------	--

General Business Credit

▶ Go to www.irs.gov/Form3800 for instructions and the latest information.
 ▶ You must attach all pages of Form 3800, pages 1, 2, and 3, to your tax return.

LONG COVE CLUB OWNER'S ASSOCIATION INC.

Identifying number
 57-0752304

Part I Current Year Credit for Credits Not Allowed Against Tentative Minimum Tax (TMT)
 (See instructions and complete Part(s) III before Parts I and II.)

1	General business credit from line 2 of all Parts III with box A checked	1	0.
2	Passive activity credits from line 2 of all Parts III with box B checked 2		
3	Enter the applicable passive activity credits allowed for 2019. See instructions	3	
4	Carryforward of general business credit to 2019. Enter the amount from line 2 of Part III with box C checked. See instructions for statement to attach	4	
5	Carryback of general business credit from 2020. Enter the amount from line 2 of Part III with box D checked	5	
6	Add lines 1, 3, 4, and 5	6	

Part II Allowable Credit

7	Regular tax before credits: <ul style="list-style-type: none"> Individuals. Enter the sum of the amounts from Form 1040 or 1040-SR, line 12a, and Schedule 2 (Form 1040 or 1040-SR), line 2, or the sum of the amounts from Form 1040-NR, lines 42 and 44 Corporations. Enter the amount from Form 1120, Schedule J, Part I, line 2; or the applicable line of your return Estates and trusts. Enter the sum of the amounts from Form 1041, Schedule G, lines 1a and 1b; or the amount from the applicable line of your return 	7	0.
8	Alternative minimum tax: <ul style="list-style-type: none"> Individuals. Enter the amount from Form 6251, line 11 Corporations. Enter -0- Estates and trusts. Enter the amount from Schedule I (Form 1041), line 54 	8	0.
9	Add lines 7 and 8	9	0.
10a	Foreign tax credit	10a	
b	Certain allowable credits (see instructions)	10b	
c	Add lines 10a and 10b	10c	
11	Net income tax. Subtract line 10c from line 9. If zero, skip lines 12 through 15 and enter -0- on line 16	11	0.
12	Net regular tax. Subtract line 10c from line 7. If zero or less, enter -0-	12	0.
13	Enter 25% (0.25) of the excess, if any, of line 12 over \$25,000. See instructions	13	
14	Tentative minimum tax: <ul style="list-style-type: none"> Individuals. Enter the amount from Form 6251, line 9 Corporations. Enter -0- Estates and trusts. Enter the amount from Schedule I (Form 1041), line 52 	14	
15	Enter the greater of line 13 or line 14	15	
16	Subtract line 15 from line 11. If zero or less, enter -0-	16	
17	Enter the smaller of line 6 or line 16	17	

C corporations: See the line 17 instructions if there has been an ownership change, acquisition, or reorganization.

LHA For Paperwork Reduction Act Notice, see separate instructions.

Part II Allowable Credit (continued)

Note: If you are not required to report any amounts on line 22 or 24 below, skip lines 18 through 25 and enter -0- on line 26.

18	Multiply line 14 by 75% (0.75). See instructions	18	
19	Enter the greater of line 13 or line 18	19	
20	Subtract line 19 from line 11. If zero or less, enter -0-	20	
21	Subtract line 17 from line 20. If zero or less, enter -0-	21	
22	Combine the amounts from line 3 of all Parts III with box A, C, or D checked	22	
23	Passive activity credit from line 3 of all Parts III with box B checked	23	
24	Enter the applicable passive activity credit allowed for 2019. See instructions	24	
25	Add lines 22 and 24	25	
26	Empowerment zone and renewal community employment credit allowed. Enter the smaller of line 21 or line 25	26	
27	Subtract line 13 from line 11. If zero or less, enter -0-	27	0.
28	Add lines 17 and 26	28	0.
29	Subtract line 28 from line 27. If zero or less, enter -0-	29	0.
30	Enter the general business credit from line 5 of all Parts III with box A checked	30	817.
31	Reserved	31	
32	Passive activity credits from line 5 of all Parts III with box B checked	32	
33	Enter the applicable passive activity credits allowed for 2019. See instructions	33	
34	Carryforward of business credit to 2019. Enter the amount from line 5 of Part III with box C checked and line 6 of Part III with box G checked. See instructions for statement to attach	34	4,305.
35	Carryback of business credit from 2020. Enter the amount from line 5 of Part III with box D checked. See instructions	35	
36	Add lines 30, 33, 34, and 35	36	5,122.
37	Enter the smaller of line 29 or line 36	37	0.
38	Credit allowed for the current year. Add lines 28 and 37. Report the amount from line 38 (if smaller than the sum of Part I, line 6, and Part II, lines 25 and 36, see instructions) as indicated below or on the applicable line of your return. <ul style="list-style-type: none"> • Individuals. Schedule 3 (Form 1040 or 1040-SR), line 6, or Form 1040-NR, line 51 • Corporations. Form 1120, Schedule J, Part I, line 5c • Estates and trusts. Form 1041, Schedule G, line 2b 	38	0.

LONG COVE CLUB OWNER'S ASSOCIATION INC.

Identifying number

57-0752304

Part III General Business Credits or Eligible Small Business Credits (see instructions)

Complete a separate Part III for each box checked below. See instructions.

- A General Business Credit From a Non-Passive Activity
- B General Business Credit From a Passive Activity
- C General Business Credit Carryforwards
- D General Business Credit Carrybacks
- E Reserved
- F Reserved
- G Eligible Small Business Credit Carryforwards
- H Reserved

I If you are filing more than one Part III with box A or B checked, complete and attach first an additional Part III combining amounts from all Parts III with box A or B checked. Check here if this is the consolidated Part III

(a) Description of credit	(b)	(c)
Note: On any line where the credit is from more than one source, a separate Part III is needed for each pass-through entity.	If claiming the credit from a pass-through entity, enter the EIN	Enter the appropriate amount
1a Investment (Form 3468, Part II only) (attach Form 3468)	1a	
b Reserved	1b	
c Increasing research activities (Form 6765)	1c	
d Low-income housing (Form 8586, Part I only)	1d	
e Disabled access (Form 8826) (see instructions for limitation)	1e	
f Renewable electricity, refined coal, and Indian coal production (Form 8835)	1f	
g Indian employment (Form 8845)	1g	
h Orphan drug (Form 8820)	1h	
i New markets (Form 8874)	1i	
j Small employer pension plan startup costs (Form 8881) (see instructions for limitation)	1j	
k Employer-provided child care facilities and services (Form 8882) (see instructions for limitation)	1k	
l Biodiesel and renewable diesel fuels (attach Form 8864)	1l	
m Low sulfur diesel fuel production (Form 8896)	1m	
n Distilled spirits (Form 8906)	1n	
o Nonconventional source fuel (carryforward only)	1o	
p Energy efficient home (Form 8908)	1p	
q Energy efficient appliance (carryforward only)	1q	
r Alternative motor vehicle (Form 8910)	1r	
s Alternative fuel vehicle refueling property (Form 8911)	1s	
t Enhanced oil recovery credit (Form 8830)	1t	
u Mine rescue team training (Form 8923)	1u	
v Agricultural chemicals security (carryforward only)	1v	
w Employer differential wage payments (Form 8932)	1w	
x Carbon oxide sequestration (Form 8933)	1x	
y Qualified plug-in electric drive motor vehicle (Form 8936)	1y	
z Qualified plug-in electric vehicle (carryforward only)	1z	
aa Employee retention (Form 5884-A)	1aa	
bb General credits from an electing large partnership (carryforward only)	1bb	
zz Other. Oil and gas production from marginal wells (Form 8904) and certain other credits (see instructions)	1zz	
2 Add lines 1a through 1zz and enter here and on the applicable line of Part I	2	
3 Enter the amount from Form 8844 here and on the applicable line of Part II	3	
4a Investment (Form 3468, Part III) (attach Form 3468)	4a	
b Work opportunity (Form 5884)	4b	
c Biofuel producer (Form 6478)	4c	
d Low-income housing (Form 8586, Part II)	4d	
e Renewable electricity, refined coal, and Indian coal production (Form 8835)	4e	
f Employer social security and Medicare taxes paid on certain employee tips (Form 8846)	4f	817.
g Qualified railroad track maintenance (Form 8900)	4g	
h Small employer health insurance premiums (Form 8941)	4h	
i Increasing research activities (Form 6765)	4i	
j Employer credit for paid family and medical leave (Form 8994)	4j	
z Other	4z	
5 Add lines 4a through 4z and enter here and on the applicable line of Part II	5	817.
6 Add lines 2, 3, and 5 and enter here and on the applicable line of Part II	6	817.

Name(s) shown on return

Identifying number

LONG COVE CLUB OWNER'S ASSOCIATION INC.

57-0752304

Part III General Business Credits or Eligible Small Business Credits (see instructions)

Complete a separate Part III for each box checked below. See instructions.

- A General Business Credit From a Non-Passive Activity
- B General Business Credit From a Passive Activity
- C General Business Credit Carryforwards
- D General Business Credit Carrybacks
- E Reserved
- F Reserved
- G Eligible Small Business Credit Carryforwards
- H Reserved

I If you are filing more than one Part III with box A or B checked, complete and attach first an additional Part III combining amounts from all Parts III with box A or B checked. Check here if this is the consolidated Part III

(a) Description of credit	(b)	(c)
Note: On any line where the credit is from more than one source, a separate Part III is needed for each pass-through entity.	If claiming the credit from a pass-through entity, enter the EIN	Enter the appropriate amount
1a Investment (Form 3468, Part II only) (attach Form 3468)	1a	
b Reserved	1b	
c Increasing research activities (Form 6765)	1c	
d Low-income housing (Form 8586, Part I only)	1d	
e Disabled access (Form 8826) (see instructions for limitation)	1e	
f Renewable electricity, refined coal, and Indian coal production (Form 8835)	1f	
g Indian employment (Form 8845)	1g	
h Orphan drug (Form 8820)	1h	
i New markets (Form 8874)	1i	
j Small employer pension plan startup costs (Form 8881) (see instructions for limitation)	1j	
k Employer-provided child care facilities and services (Form 8882) (see instructions for limitation)	1k	
l Biodiesel and renewable diesel fuels (attach Form 8864)	1l	
m Low sulfur diesel fuel production (Form 8896)	1m	
n Distilled spirits (Form 8906)	1n	
o Nonconventional source fuel (carryforward only)	1o	
p Energy efficient home (Form 8908)	1p	
q Energy efficient appliance (carryforward only)	1q	
r Alternative motor vehicle (Form 8910)	1r	
s Alternative fuel vehicle refueling property (Form 8911)	1s	
t Enhanced oil recovery credit (Form 8830)	1t	
u Mine rescue team training (Form 8923)	1u	
v Agricultural chemicals security (carryforward only)	1v	
w Employer differential wage payments (Form 8932)	1w	
x Carbon oxide sequestration (Form 8933)	1x	
y Qualified plug-in electric drive motor vehicle (Form 8936)	1y	
z Qualified plug-in electric vehicle (carryforward only)	1z	
aa Employee retention (Form 5884-A)	1aa	
bb General credits from an electing large partnership (carryforward only)	1bb	
zz Other. Oil and gas production from marginal wells (Form 8904) and certain other credits (see instructions)	1zz	
2 Add lines 1a through 1zz and enter here and on the applicable line of Part I	2	
3 Enter the amount from Form 8844 here and on the applicable line of Part II	3	
4a Investment (Form 3468, Part III) (attach Form 3468)	4a	
b Work opportunity (Form 5884)	4b	
c Biofuel producer (Form 6478)	4c	
d Low-income housing (Form 8586, Part II)	4d	
e Renewable electricity, refined coal, and Indian coal production (Form 8835)	4e	
f Employer social security and Medicare taxes paid on certain employee tips (Form 8846)	4f	4,305.
g Qualified railroad track maintenance (Form 8900)	4g	
h Small employer health insurance premiums (Form 8941)	4h	
i Increasing research activities (Form 6765)	4i	
j Employer credit for paid family and medical leave (Form 8994)	4j	
z Other	4z	
5 Add lines 4a through 4z and enter here and on the applicable line of Part II	5	4,305.
6 Add lines 2, 3, and 5 and enter here and on the applicable line of Part II	6	4,305.

**SCHEDULE B
(Form 1120)**

(Rev. December 2018)
Department of the Treasury
Internal Revenue Service

**Additional Information for
Schedule M-3 Filers**

▶ Attach to Form 1120.

▶ Go to www.irs.gov/Form1120 for the latest information.

OMB No. 1545-0123

Name LONG COVE CLUB OWNER'S ASSOCIATION INC.	Employer identification number (EIN) 57-0752304
--	---

		Yes	No
1 Does any amount reported on Schedule M-3 (Form 1120), Part II, line 9 or 10, column (d), reflect allocations to this corporation from a partnership of income, gain, loss, deduction, or credit that are disproportionate to this corporation's capital contribution to the partnership or its ratio for sharing other items of the partnership?	☐	☐	<input checked="" type="checkbox"/>
2 At any time during the tax year, did the corporation sell, exchange, or transfer any interest in an intangible asset to a related person as defined in section 267(b)?	☐	☐	<input checked="" type="checkbox"/>
3 At any time during the tax year, did the corporation acquire any interest in an intangible asset from a related person as defined in section 267(b)?	☐	☐	<input checked="" type="checkbox"/>
4a During the tax year, did the corporation enter into a cost-sharing arrangement with any related foreign party on whose behalf the corporation did not file Form 5471, Information Return of U.S. Persons With Respect To Certain Foreign Corporations?	☐	☐	<input checked="" type="checkbox"/>
b At any time during the tax year, was the corporation a participant in a cost-sharing arrangement with any related foreign party on whose behalf the corporation did not file Form 5471?	☐	☐	<input checked="" type="checkbox"/>
5 At any time during the tax year, did the corporation make any change in accounting principle for financial accounting purposes? See instructions for the definition of "change in accounting principle"	☐	☐	<input checked="" type="checkbox"/>
6 At any time during the tax year, did the corporation make any change in a method of accounting for U.S. income tax purposes?	☐	☐	<input checked="" type="checkbox"/>
7 At any time during the tax year, did the corporation own any voluntary employees' beneficiary association (VEBA) trusts that were used to hold funds designated for employee benefits?	☐	☐	<input checked="" type="checkbox"/>
8 At any time during the tax year, did the corporation use an allocation method for indirect costs capitalized to self-constructed assets that varied from its financial method of accounting?	☐	☐	<input checked="" type="checkbox"/>
9 At any time during the tax year, did the corporation treat for tax purposes indirect costs, as defined in Regulations sections 1.263A-1(e)(3)(ii)(F), (G), and (H), as mixed-service costs, as defined in Regulations section 1.263A-1(e)(4)(ii)(C)?	☐	☐	<input checked="" type="checkbox"/>
10 Did the corporation, under section 118 or 362(c) and the related regulations, take a return filing position characterizing any amount as a contribution to the capital of the corporation during the tax year by any nonshareholders? Amounts so characterized may include, without limitation, incentives, inducements, money, and property	☐	☐	<input checked="" type="checkbox"/>

For Paperwork Reduction Act Notice, see the Instructions for Form 1120.

Schedule B (Form 1120) (Rev. 12-2018)

**SCHEDULE M-3
(Form 1120)**

(Rev. December 2019)

Department of the Treasury
Internal Revenue Service

**Net Income (Loss) Reconciliation for Corporations
With Total Assets of \$10 Million or More**

OMB No. 1545-0123

▶ Attach to Form 1120 or 1120-C.

▶ Go to www.irs.gov/Form1120 for instructions and the latest information.

Name of corporation (common parent, if consolidated return) LONG COVE CLUB OWNER 'S ASSOCIATION INC.	Employer identification number 57-0752304
--	--

Check applicable box(es): (1) Non-consolidated return (2) Consolidated return (Form 1120 only)
 (3) Mixed 1120/L/PC group (4) Dormant subsidiaries schedule attached

Part I Financial Information and Net Income (Loss) Reconciliation (see instructions)

1 a Did the corporation file SEC Form 10-K for its income statement period ending with or within this tax year?

- Yes. Skip lines 1b and 1c and complete lines 2a through 11 with respect to that SEC Form 10-K.
 No. Go to line 1b. See instructions if multiple non-tax-basis income statements are prepared.

b Did the corporation prepare a certified audited non-tax-basis income statement for that period?

- Yes. Skip line 1c and complete lines 2a through 11 with respect to that income statement.
 No. Go to line 1c.

c Did the corporation prepare a non-tax-basis income statement for that period?

- Yes. Complete lines 2a through 11 with respect to that income statement.
 No. Skip lines 2a through 3c and enter the corporation's net income (loss) per its books and records on line 4a.

2 a Enter the income statement period: Beginning 01/01/2019 Ending 12/31/2019

b Has the corporation's income statement been restated for the income statement period on line 2a?

- Yes. (If "Yes," attach an explanation and the amount of each item restated.)
 No.

c Has the corporation's income statement been restated for any of the five income statement periods immediately preceding the period on line 2a?

- Yes. (If "Yes," attach an explanation and the amount of each item restated.)
 No.

3 a Is any of the corporation's voting common stock publicly traded?

- Yes.
 No. If "No," go to line 4a.

b Enter the symbol of the corporation's primary U.S. publicly traded voting common stock

c Enter the nine-digit CUSIP number of the corporation's primary publicly traded voting common stock

4 a Worldwide consolidated net income (loss) from income statement source identified in Part I, line 1	4a	-1,878,962.
b Indicate accounting standard used for line 4a (see instructions): (1) <input checked="" type="checkbox"/> GAAP (2) <input type="checkbox"/> IFRS (3) <input type="checkbox"/> Statutory (4) <input type="checkbox"/> Tax-basis (5) <input type="checkbox"/> Other (specify) _____		
5 a Net income from nonincludible foreign entities (attach statement)	5a	()
b Net loss from nonincludible foreign entities (attach statement and enter as a positive amount)	5b	
6 a Net income from nonincludible U.S. entities (attach statement)	6a	()
b Net loss from nonincludible U.S. entities (attach statement and enter as a positive amount)	6b	
7 a Net income (loss) of other includible foreign disregarded entities (attach statement)	7a	
b Net income (loss) of other includible U.S. disregarded entities (attach statement)	7b	
c Net income (loss) of other includible entities (attach statement)	7c	
8 Adjustment to eliminations of transactions between includible entities and nonincludible entities (attach stmt.)	8	
9 Adjustment to reconcile income statement period to tax year (attach statement)	9	
10 a Intercompany dividend adjustments to reconcile to line 11 (attach statement)	10a	
b Other statutory accounting adjustments to reconcile to line 11 (attach statement)	10b	
c Other adjustments to reconcile to amount on line 11 (attach statement)	10c	
11 Net income (loss) per income statement of includible corporations. Combine lines 4 through 10	11	-1,878,962.

Note: Part I, line 11, must equal Part II, line 30, column (a), or Schedule M-1, line 1 (see instructions).

12 Enter the total amount (not just the corporation's share) of the assets and liabilities of all entities included or removed on the following lines.

	Total Assets	Total Liabilities
a Included on Part I, line 4	18,233,531.	1,771,004.
b Removed on Part I, line 5		
c Removed on Part I, line 6		
d Included on Part I, line 7		

Name of corporation (common parent, if consolidated return) LONG COVE CLUB OWNER'S ASSOCIATION INC.		Employer identification number 57-0752304
Check applicable box(es): (1) <input type="checkbox"/> Consolidated group (2) <input type="checkbox"/> Parent corp (3) <input type="checkbox"/> Consolidated eliminations (4) <input type="checkbox"/> Subsidiary corp (5) <input type="checkbox"/> Mixed 1120/L/PC group		
Check if a sub-consolidated: (6) <input type="checkbox"/> 1120 group (7) <input type="checkbox"/> 1120 eliminations		
Name of subsidiary (if consolidated return)		Employer identification number

Part II Reconciliation of Net Income (Loss) per Income Statement of Includible Corporations With Taxable Income per Return (see instructions)

Income (Loss) Items (Attach statements for lines 1 through 12)	(a) Income (Loss) per Income Statement	(b) Temporary Difference	(c) Permanent Difference	(d) Income (Loss) per Tax Return
1 Income (loss) from equity method foreign corporations				
2 Gross foreign dividends not previously taxed				
3 Subpart F, QEF, and similar inc inclusions				
4 Gross-up for foreign taxes deemed paid				
5 Gross foreign distributions previously taxed				
6 Income (loss) from equity method U.S. corporations				
7 U.S. dividends not eliminated in tax consolidation				
8 Minority interest for includible corporations				
9 Income (loss) from U.S. partnerships				
10 Income (loss) from foreign partnerships				
11 Income (loss) from other pass-through entities				
12 Items relating to reportable transactions				
13 Interest income (see instructions)	26,230.			26,230.
14 Total accrual to cash adjustment				
15 Hedging transactions				
16 Mark-to-market income (loss)				
17 Cost of goods sold (see instructions)	(1,027,915.)			(1,027,915.)
18 Sale versus lease (for sellers and/or lessors)				
19 Section 481(a) adjustments				
20 Unearned/deferred revenue				
21 Income recognition from long-term contracts				
22 Original issue discount and other imputed interest				
23a Income statement gain/loss on sale, exchange, abandonment, worthlessness, or other disposition of assets other than inventory and pass-through entities	-21,312.	21,312.		
b Gross capital gains from Schedule D, excluding amounts from pass-through entities				
c Gross capital losses from Schedule D, excluding amounts from pass-through entities, abandonment losses, and worthless stock losses				
d Net gain/loss reported on Form 4797, line 17, excluding amounts from pass-through entities, abandonment losses, and worthless stock losses		-24,552.		-24,552.
e Abandonment losses				
f Worthless stock losses (attach stmt.)				
g Other gain/loss on disposition of assets other than inventory				
24 Capital loss limitation and carryforward used				
25 Other income (loss) items with differences (attach stmt.) STMT 10	1,910,519.	34,490.		1,945,009.
26 Total income (loss) items. Combine lines 1 through 25	887,522.	31,250.		918,772.
27 Total expense/deduction items (from Part III, line 39)	-6,114,591.	1,769,959.	36,040.	-4,308,592.
28 Other items with no differences STMT 11	3,348,107.			3,348,107.
29a Mixed groups, see instructions. All others, combine lines 26 through 28	-1,878,962.	1,801,209.	36,040.	-41,713.
b PC insurance subgroup reconciliation totals				
c Life insurance subgroup reconciliation totals				
30 Reconciliation totals. Combine lines 29a through 29c	-1,878,962.	1,801,209.	36,040.	-41,713.

Note: Line 30, column (a), must equal Part I, line 11, and column (d) must equal Form 1120, page 1, line 28.

Name of corporation (common parent, if consolidated return) LONG COVE CLUB OWNER'S ASSOCIATION INC.		Employer identification number 57-0752304
Check applicable box(es): (1) <input type="checkbox"/> Consolidated group (2) <input type="checkbox"/> Parent corp (3) <input type="checkbox"/> Consolidated eliminations (4) <input type="checkbox"/> Subsidiary corp (5) <input type="checkbox"/> Mixed 1120/L/PC group		
Check if a sub-consolidated: (6) <input type="checkbox"/> 1120 group (7) <input type="checkbox"/> 1120 eliminations		
Name of subsidiary (if consolidated return)		Employer identification number

Part III Reconciliation of Net Income (Loss) per Income Statement of Includible Corporations With Taxable Income per Return - Expense/Deduction Items (see instructions)

Expense/Deduction Items	(a) Expense per Income Statement	(b) Temporary Difference	(c) Permanent Difference	(d) Deduction per Tax Return
1 U.S. current income tax expense				
2 U.S. deferred income tax expense				
3 State and local current income tax expense				
4 State and local deferred income tax expense				
5 Foreign current income tax expense (other than foreign withholding taxes)				
6 Foreign deferred income tax expense				
7 Foreign withholding taxes				
8 Interest expense (see instructions)				
9 Stock option expense				
10 Other equity-based compensation				
11 Meals and entertainment				
12 Fines and penalties				
13 Judgments, damages, awards, and similar costs				
14 Parachute payments				
15 Compensation with section 162(m) limitation				
16 Pension and profit-sharing				
17 Other post-retirement benefits				
18 Deferred compensation				
19 Charitable contribution of cash and tangible property				
20 Charitable contribution of intangible property				
21 Charitable contribution limitation/carryforward				
22 Domestic production activities deduction (see instrs.)				
23 Current year acquisition or reorganization investment banking fees				
24 Current year acquisition or reorganization legal and accounting fees				
25 Current year acquisition/reorganization other costs				
26 Amortization/impairment of goodwill				
27 Amortization of acquisition, reorganization, and start-up costs				
28 Other amortization or impairment write-offs		527.		527.
29 Reserved				
30 Depletion				
31 Depreciation	1,493,482.	-309,350.		1,184,132.
32 Bad debt expense				
33 Corporate owned life insurance premiums Purchase versus lease				
34 (for purchasers and/or lessees)				
35 Research and development costs				
36 Section 118 exclusion (att. stmt.)				
37 Section 162(r) - FDIC premiums paid by certain large financial institutions (see instructions)				
38 Other expense/deduction items with differences (attach stmt.) STMT 13	4,621,109.	-1,461,136.	-36,040.	3,123,933.
39 Total expense/deduction items. Combine lines 1 through 38. Enter here and on Part II, line 27, reporting positive amounts as negative and negative amounts as positive	6,114,591.	-1,769,959.	-36,040.	4,308,592.

Form **4562**

Depreciation and Amortization
(Including Information on Listed Property) OTHER

OMB No. 1545-0172

2019

Attachment
Sequence No. **179**

Department of the Treasury
Internal Revenue Service (99)

▶ Attach to your tax return.

▶ Go to www.irs.gov/Form4562 for instructions and the latest information.

Name(s) shown on return LONG COVE CLUB OWNER'S ASSOCIATION INC.	Business or activity to which this form relates OTHER DEPRECIATION	Identifying number 57-0752304
---	--	---

Part I Election To Expense Certain Property Under Section 179 Note: If you have any listed property, complete Part V before you complete Part I.

1 Maximum amount (see instructions)	1	
2 Total cost of section 179 property placed in service (see instructions)	2	
3 Threshold cost of section 179 property before reduction in limitation	3	
4 Reduction in limitation. Subtract line 3 from line 2. If zero or less, enter -0-	4	
5 Dollar limitation for tax year. Subtract line 4 from line 1. If zero or less, enter -0-. If married filing separately, see instructions	5	
6 (a) Description of property (b) Cost (business use only) (c) Elected cost		
7 Listed property. Enter the amount from line 29	7	
8 Total elected cost of section 179 property. Add amounts in column (c), lines 6 and 7	8	
9 Tentative deduction. Enter the smaller of line 5 or line 8	9	
10 Carryover of disallowed deduction from line 13 of your 2018 Form 4562	10	
11 Business income limitation. Enter the smaller of business income (not less than zero) or line 5	11	
12 Section 179 expense deduction. Add lines 9 and 10, but don't enter more than line 11	12	
13 Carryover of disallowed deduction to 2020. Add lines 9 and 10, less line 12	13	

Note: Don't use Part II or Part III below for listed property. Instead, use Part V.

Part II Special Depreciation Allowance and Other Depreciation (Don't include listed property.)

14 Special depreciation allowance for qualified property (other than listed property) placed in service during the tax year	14	
15 Property subject to section 168(f)(1) election	15	
16 Other depreciation (including ACRS)	16	85,064.

Part III MACRS Depreciation (Don't include listed property. See instructions.)

Section A

17 MACRS deductions for assets placed in service in tax years beginning before 2019	17	1,063,123.
18 If you are electing to group any assets placed in service during the tax year into one or more general asset accounts, check here	<input type="checkbox"/>	

Section B - Assets Placed in Service During 2019 Tax Year Using the General Depreciation System

(a) Classification of property	(b) Month and year placed in service	(c) Basis for depreciation (business/investment use only - see instructions)	(d) Recovery period	(e) Convention	(f) Method	(g) Depreciation deduction
19a 3-year property		6,250.	3 YRS.	MQ	200DB	1,563.
b 5-year property		59,759.	5 YRS.	MQ	200DB	11,765.
c 7-year property		148,618.	7 YRS.	MQ	200DB	13,333.
d 10-year property						
e 15-year property		391,964.	15 YRS.	MQ	150DB	8,210.
f 20-year property						
g 25-year property			25 yrs.		S/L	
h Residential rental property	/		27.5 yrs.	MM	S/L	
	/		27.5 yrs.	MM	S/L	
i Nonresidential real property	SEE STATEMENT 15		39 yrs.	MM	S/L	1,074.
	/			MM	S/L	

Section C - Assets Placed in Service During 2019 Tax Year Using the Alternative Depreciation System

20a Class life	(b) Month and year placed in service	(c) Basis for depreciation (business/investment use only - see instructions)	(d) Recovery period	(e) Convention	(f) Method	(g) Depreciation deduction
b 12-year			12 yrs.		S/L	
c 30-year	/		30 yrs.	MM	S/L	
d 40-year	/		40 yrs.	MM	S/L	

Part IV Summary (See instructions.)

21 Listed property. Enter amount from line 28	21	
22 Total. Add amounts from line 12, lines 14 through 17, lines 19 and 20 in column (g), and line 21. Enter here and on the appropriate lines of your return. Partnerships and S corporations - see instr.	22	1,184,132.
23 For assets shown above and placed in service during the current year, enter the portion of the basis attributable to section 263A costs	23	

Part V Listed Property (Include automobiles, certain other vehicles, certain aircraft, and property used for entertainment, recreation, or amusement.)
Note: For any vehicle for which you are using the standard mileage rate or deducting lease expense, complete only 24a, 24b, columns (a) through (c) of Section A, all of Section B, and Section C if applicable.

Section A - Depreciation and Other Information (Caution: See the instructions for limits for passenger automobiles.)

24a Do you have evidence to support the business/investment use claimed? Yes No 24b If "Yes," is the evidence written? Yes No

Table with 9 columns: (a) Type of property, (b) Date placed in service, (c) Business/investment use percentage, (d) Cost or other basis, (e) Basis for depreciation, (f) Recovery period, (g) Method/Convention, (h) Depreciation deduction, (i) Elected section 179 cost. Includes rows 25-29.

Section B - Information on Use of Vehicles

Complete this section for vehicles used by a sole proprietor, partner, or other "more than 5% owner," or related person. If you provided vehicles to your employees, first answer the questions in Section C to see if you meet an exception to completing this section for those vehicles.

Table with 6 columns: (a) Vehicle, (b) Vehicle, (c) Vehicle, (d) Vehicle, (e) Vehicle, (f) Vehicle. Includes rows 30-36.

Section C - Questions for Employers Who Provide Vehicles for Use by Their Employees

Answer these questions to determine if you meet an exception to completing Section B for vehicles used by employees who aren't more than 5% owners or related persons.

Table with 2 columns: Yes, No. Includes rows 37-41.

Note: If your answer to 37, 38, 39, 40, or 41 is "Yes," don't complete Section B for the covered vehicles.

Part VI Amortization

Table with 6 columns: (a) Description of costs, (b) Date amortization begins, (c) Amortizable amount, (d) Code section, (e) Amortization period or percentage, (f) Amortization for this year. Includes rows 42-44.

2019 DEPRECIATION AND AMORTIZATION REPORT

OTHER DEPRECIATION

OTHER

Asset No.	Description	Date Acquired	Method	Life	C o n v	Line No.	Unadjusted Cost Or Basis	Bus % Excl	Section 179 Expense	* Reduction In Basis	Basis For Depreciation	Beginning Accumulated Depreciation	Current Sec 179 Expense	Current Year Deduction	Ending Accumulated Depreciation
454	FRANCHISE RIGHTS	09/17/99		480M		43	21,063.				21,063.	10,276.		527.	10,803.
486	CONSTRUCTION IN PROGRESS	08/27/09	L				75,934.				75,934.			0.	
511	CART PATHS	06/30/87	L				100.				100.			0.	
513	10-MITY-LITE FOLDING TABLES	05/31/10	150DB	7.00		HY17	2,707.				2,707.	2,707.		0.	2,707.
515	OUTDOOR PATIO STAINLESS STEEL GRILL EQUIP	12/31/10	150DB	7.00		HY17	5,256.				5,256.	5,256.		0.	5,256.
517	COMMUNITY TRAFFIC STREET SIGNAGE	03/31/10	150DB	7.00		HY17	3,167.				3,167.	3,167.		0.	3,167.
518	FLAG POLES FOR ENTRANCE/MARINA	04/30/10	150DB	7.00		HY17	3,646.				3,646.	3,646.		0.	3,646.
519	WIRE SHELVING/WORK TABLE@KITCHEN AREA	06/30/10	150DB	7.00		HY17	3,315.				3,315.	3,315.		0.	3,315.
520	SS SHELVING/12MM PASTA CUTTER/OTHER MISC	10/31/10	150DB	7.00		HY17	2,043.				2,043.	2,043.		0.	2,043.
523	GC LIGHTNING DETECTION SYSTEM	06/30/10	150DB	7.00		HY17	26,687.				26,687.	26,687.		0.	26,687.
524	2-REELMASTERS MODEL #5610	10/31/10	150DB	7.00		HY17	94,849.				94,849.	94,849.		0.	94,849.
525	2 WHEEL DRIVE KUBOTA TRACTOR	12/15/10	150DB	7.00		HY17	20,598.				20,598.	20,598.		0.	20,598.
526	(D)#18 BRIDGE REPLACEMENT	06/30/10	150DB	15.00		HY17	28,650.				28,650.	17,655.		846.	18,501.
527	RENOVATION OF ALL WASTE BUNKERS (09/10)	06/30/10	150DB	15.00		HY17	136,550.				136,550.	84,140.		8,063.	92,203.
528	REGRASSING/LEVELING OF TEE AREAS	06/30/10	150DB	15.00		HY17	182,728.				182,728.	112,594.		10,790.	123,384.
529	FAB/INSTALL SS IRRIGATION INLET FILTER-PUMPHOUSE	09/30/10	150DB	15.00		HY17	9,504.				9,504.	5,855.		561.	6,416.
530	FIX OF #12 LAGOON BANKS	12/31/10	150DB	15.00		HY17	81,639.				81,639.	50,306.		4,820.	55,126.
531	LAGOON REVITALIZATION PROJECT WORK (09/10)	12/31/10	150DB	15.00		HY17	114,724.				114,724.	70,690.		6,774.	77,464.

2019 DEPRECIATION AND AMORTIZATION REPORT

OTHER DEPRECIATION

OTHER

Asset No.	Description	Date Acquired	Method	Life	C o n v	Line No.	Unadjusted Cost Or Basis	Bus % Excl	Section 179 Expense	* Reduction In Basis	Basis For Depreciation	Beginning Accumulated Depreciation	Current Sec 179 Expense	Current Year Deduction	Ending Accumulated Depreciation
532	DOG PARK (COMPLETE)	01/05/10	150DB	15.00		HY17	23,936.				23,936.	14,749.		1,413.	16,162.
533	2010 CH LANDSCAPE ENHANCEMENTS	06/30/10	150DB	15.00		HY17	62,157.				62,157.	38,299.		3,670.	41,969.
534	SIX NEW PUNGO 140/ACADIA 2 KAYAKS	04/30/10	150DB	7.00		HY17	4,214.				4,214.	4,214.		0.	4,214.
536	POOL DEPTH MARKERS	05/31/10	150DB	7.00		HY17	3,200.				3,200.	3,200.		0.	3,200.
537	LOOMIS FERRY RESURFACE	06/30/10	150DB	15.00		HY17	84,152.				84,152.	51,853.		4,969.	56,822.
538	AED HEART DEFIBRILLATOR FOR PATROL	09/30/10	150DB	7.00		HY17	2,185.				2,185.	2,185.		0.	2,185.
539	MOTOROLA XTS 2500 MODEL II + SOFTWARE	12/31/10	150DB	5.00		HY17	3,690.				3,690.	3,690.		0.	3,690.
540	4 RADIOS, 32 CHANNEL - XPR3280 (GCM)	07/28/11	150DB	7.00		HY17	3,610.				3,610.	3,610.		0.	3,610.
541	CAT BACKHOE/LOADER 4WD	02/14/11	150DB	7.00		HY17	58,472.				58,472.	58,472.		0.	58,472.
543	2011 FORD F150 - GCM SUPERINTENDENT	08/31/11	150DB	5.00		HY17	27,033.				27,033.	27,033.		0.	27,033.
545	AQUA MASTER FOUNTAIN (AT ENTRANCE LAGOON)	07/21/11	150DB	15.00		HY17	7,680.				7,680.	4,279.		453.	4,732.
547	BRIDGE (REPLACEMENT) AT #17 GREEN/#18 TEE	08/11/11	150DB	15.00		HY17	33,445.				33,445.	18,635.		1,975.	20,610.
548	RECONFIGURATION OF #15 FAIRWAY BUNKER	08/11/11	150DB	15.00		HY17	7,356.				7,356.	4,098.		434.	4,532.
552	PLAYMATE GENIE BALL MACHINE	02/18/11	150DB	7.00		HY17	7,820.				7,820.	7,820.		0.	7,820.
554	VARIOUS IMPROVEMENTS AT THE FARM	06/30/11	150DB	15.00		HY17	25,796.				25,796.	14,372.		1,523.	15,895.
555	POOL WROUGHT IRON GATES	03/31/11	150DB	15.00		HY17	2,790.				2,790.	1,556.		165.	1,721.
556	RESTORATION OF LAGOON BANKS (#9 AND #12)	09/30/11	150DB	15.00		HY17	260,443.				260,443.	145,101.		15,379.	160,480.
557	FORTESSA DINNERWARE	09/30/11	150DB	7.00		HY17	596.				596.	596.		0.	596.

2019 DEPRECIATION AND AMORTIZATION REPORT

OTHER DEPRECIATION

OTHER

Asset No.	Description	Date Acquired	Method	Life	Conv	Line No.	Unadjusted Cost Or Basis	Bus % Excl	Section 179 Expense	* Reduction In Basis	Basis For Depreciation	Beginning Accumulated Depreciation	Current Sec 179 Expense	Current Year Deduction	Ending Accumulated Depreciation
559	(D)DELL PRECISION M6500 LAPTOP (MARKETING/MEDIA)	04/28/11	150DB	5.00		HY17	2,776.				2,776.	2,776.		0.	2,776.
560	(D)30 MICROSOFT LICENSES/1 OMNIPLEX 980 DESKTOP	05/26/11	150DB	3.00		HY17	14,607.				14,607.	14,607.		0.	14,607.
561	6 OMNIPLEX 980 WORKSTATIONS	07/14/11	150DB	5.00		HY17	9,367.				9,367.	9,367.		0.	9,367.
563	GATEHOUSE IMPROVEMENTS	12/31/12	150DB	15.00		MC17	15,269.				15,269.	7,267.		902.	8,169.
566	(D)DELL PC	01/01/12	150DB	5.00		MC17	1,372.				1,372.	1,372.		0.	1,372.
567	(D)DELL PC	04/06/12	150DB	5.00		MC17	962.				962.	962.		0.	962.
568	(D)DELL PC	04/06/12	150DB	5.00		MC17	1,380.				1,380.	1,380.		0.	1,380.
569	(D)DELL PC	04/26/12	150DB	5.00		MC17	1,101.				1,101.	1,101.		0.	1,101.
570	TRAILER	04/30/12	150DB	5.00		MC17	8,400.				8,400.	8,400.		0.	8,400.
572	RANGE CART & CAB	06/30/12	150DB	5.00		MC17	8,171.				8,171.	8,171.		0.	8,171.
573	SCORE CARD HOLDERS	06/30/12	150DB	7.00		MC17	900.				900.	859.		41.	900.
575	HOSHIZAKI ICE MACHINE	07/13/12	150DB	7.00		MC17	5,716.				5,716.	5,278.		438.	5,716.
576	GOLF & OUTDOOT EQMT	12/31/12	150DB	7.00		MC17	2,195.				2,195.	1,961.		234.	2,195.
579	BAG DROP IMPROVEMENT	12/31/12	150DB	7.00		MC17	4,550.				4,550.	4,065.		485.	4,550.
580	GOLF COURSE IMPROVEMENTS	12/31/12	150DB	15.00		MC17	77,345.				77,345.	36,812.		4,567.	41,379.
581	LAGOON BANKS - #12	01/27/12	150DB	15.00		MC17	13,054.				13,054.	6,791.		771.	7,562.
582	LAGOON IMPROVEMENTS (FINAL & RETAINAGE)	03/02/12	150DB	15.00		MC17	18,683.				18,683.	9,720.		1,103.	10,823.
583	LAGOON IMPROVEMENTS	12/31/12	150DB	15.00		MC17	406,658.				406,658.	193,546.		24,013.	217,559.

2019 DEPRECIATION AND AMORTIZATION REPORT

OTHER DEPRECIATION

OTHER

Asset No.	Description	Date Acquired	Method	Life	Conv	Line No.	Unadjusted Cost Or Basis	Bus % Excl	Section 179 Expense	* Reduction In Basis	Basis For Depreciation	Beginning Accumulated Depreciation	Current Sec 179 Expense	Current Year Deduction	Ending Accumulated Depreciation
584	CART SEATS, SAND BOTTLES, CART MODELS 3.0	05/23/12	150DB	7.00	MC	17	3,340.				3,340.	3,187.		153.	3,340.
586	(D)SERVERS, INSTALLATION & DATA MIGRATION	03/29/12	150DB	5.00	MC	17	27,873.				27,873.	27,873.		0.	27,873.
587	SAVIN 920SPF COPIER/FAX/SCANNER	04/26/12	150DB	5.00	MC	17	2,242.				2,242.	2,242.		0.	2,242.
588	POOL IMPROVEMENTS	12/31/12	150DB	15.00	MC	17	112,454.				112,454.	53,521.		6,640.	60,161.
589	RECREATIONAL PATH STUDY	01/01/12	150DB	7.00	MC	17	2,200.				2,200.	2,167.		33.	2,200.
590	ROAD IMPROVEMENTS	12/31/12	150DB	15.00	MC	17	197,307.				197,307.	93,907.		11,651.	105,558.
591	DECATUR ONSITE 200 DOLLY SPEED SIGN	07/24/12	150DB	7.00	MC	17	4,146.				4,146.	3,828.		318.	4,146.
592	TENNIS SHOP	01/11/12	150DB	7.00	MC	17	1,485.				1,485.	1,462.		23.	1,485.
593	TENNIS COURTS REVITALIZATION	01/27/12	150DB	15.00	MC	17	25,655.				25,655.	13,347.		1,515.	14,862.
597	CLUBHOUSE RENOVATIONS	07/31/13	SL	39.00	MM	17	155,643.				155,643.	21,784.		3,991.	25,775.
598	SPRINKLER REPLACEMENT - CLUBHOUSE	07/31/13	SL	39.00	MM	17	86,775.				86,775.	12,145.		2,225.	14,370.
602	GOLF PRO SHOP RENOVATIONS	12/31/13	SL	39.00	MM	17	26,704.				26,704.	3,454.		685.	4,139.
603	CLUBHOUSE RENOVATIONS	12/31/13	SL	39.00	MM	17	5,023,457.				5,023,457.	649,412.		128,807.	778,219.
605	CLUBHOUSE PATIO FURNITURE	05/31/13	150DB	7.00	MC	17	47,902.				47,902.	39,853.		5,854.	45,707.
606	POOL FURNITURE	04/30/13	150DB	7.00	MC	17	26,333.				26,333.	21,908.		3,218.	25,126.
607	POOL LANDSCAPING	05/31/13	150DB	15.00	MC	17	11,260.				11,260.	5,028.		665.	5,693.
608	TERRACOTA POTS FOR POOL DECK (6)	06/01/13	150DB	7.00	MC	17	2,995.				2,995.	2,492.		366.	2,858.
609	FRONT ENTRANCE LANDSCAPING	11/30/13	150DB	15.00	MC	17	38,859.				38,859.	16,200.		2,295.	18,495.

2019 DEPRECIATION AND AMORTIZATION REPORT

OTHER DEPRECIATION

OTHER

Asset No.	Description	Date Acquired	Method	Life	Conv	Line No.	Unadjusted Cost Or Basis	Bus % Excl	Section 179 Expense	* Reduction In Basis	Basis For Depreciation	Beginning Accumulated Depreciation	Current Sec 179 Expense	Current Year Deduction	Ending Accumulated Depreciation
610	YAMAHA PIANO (DARIUS RUCKER)	05/31/13	150DB	7.00	MC	17	3,284.				3,284.	2,732.		401.	3,133.
612	CABINETS	12/31/13	150DB	7.00	MC	17	6,240.				6,240.	4,814.		761.	5,575.
613	FF&E CLUBHOUSE 2013	12/31/13	150DB	7.00	MC	17	860,103.				860,103.	663,640.		104,780.	768,420.
615	BUFFALO BLOWER	06/01/13	150DB	7.00	MC	17	7,096.				7,096.	5,904.		867.	6,771.
616	TURF 1 GASOLINE, 9 HP PICKUP	06/01/13	150DB	7.00	MC	17	8,244.				8,244.	6,859.		1,007.	7,866.
617	TURF 2, 11 HP, 2-WH BRAKE	06/01/13	150DB	7.00	MC	17	8,743.				8,743.	7,274.		1,068.	8,342.
618	TURF 2, 11 HP, 2-WH BRAKE	06/01/13	150DB	7.00	MC	17	8,743.				8,743.	7,274.		1,068.	8,342.
619	TURF 2, 11 HP, 2-WH BRAKE	06/01/13	150DB	7.00	MC	17	8,743.				8,743.	7,274.		1,068.	8,342.
620	GOLF COURSE PRACTICE AREA	08/31/13	150DB	15.00	MC	17	123,107.				123,107.	53,140.		7,269.	60,409.
621	BAG DROP AREA RENOVATION	12/31/13	150DB	15.00	MC	17	134,075.				134,075.	55,895.		7,917.	63,812.
622	LANDSCAPE REMEDIATION	12/31/13	150DB	15.00	MC	17	85,977.				85,977.	35,843.		5,077.	40,920.
623	SUN MOUNTAIN WALKING GOLF CARTS	03/31/13	150DB	5.00	MC	17	8,250.				8,250.	8,250.		0.	8,250.
624	CLUBWIDE TELEPHONE SYSTEM	05/31/13	150DB	7.00	MC	17	27,559.				27,559.	22,929.		3,367.	26,296.
625	TECHNOLOGY UPGRADE (POS) & TVS	12/31/13	150DB	5.00	MC	17	34,203.				34,203.	34,203.		0.	34,203.
626	PLAYGROUND EQMT.	11/30/13	150DB	15.00	MC	17	45,237.				45,237.	18,859.		2,671.	21,530.
627	POOL RENOVATION	08/31/13	150DB	15.00	MC	17	2,532.				2,532.	1,093.		150.	1,243.
628	ROOT BARRIER INSTALLATION	12/31/13	150DB	15.00	MC	17	164,344.				164,344.	68,514.		9,704.	78,218.
629	LEISURE PATH	12/31/13	150DB	15.00	MC	17	5,150.				5,150.	2,148.		304.	2,452.

2019 DEPRECIATION AND AMORTIZATION REPORT

OTHER DEPRECIATION

OTHER

Asset No.	Description	Date Acquired	Method	Life	Conv	Line No.	Unadjusted Cost Or Basis	Bus % Excl	Section 179 Expense	* Reduction In Basis	Basis For Depreciation	Beginning Accumulated Depreciation	Current Sec 179 Expense	Current Year Deduction	Ending Accumulated Depreciation
630	TURF 1 GASOLINE 9HP	11/30/13	150DB	7.00	MC	17	8,003.				8,003.	6,175.		975.	7,150.
631	TENNIS SHOP IMPR	12/31/13	150DB	7.00	MC	17	9,233.				9,233.	7,125.		1,124.	8,249.
637	GOLF PRO SHOP RENOVATION 2014	05/31/14	SL	39.00	MM	17	7,300.				7,300.	865.		187.	1,052.
638	CLUBHOUSE LANDSCAPE ENHANCEMENTS '14	05/31/14	SL	39.00	MM	17	42,275.				42,275.	5,014.		1,084.	6,098.
639	LABOR TO INSTALL CARPET	06/30/14	SL	39.00	MM	17	1,800.				1,800.	209.		46.	255.
640	LANDSCAPING	06/30/14	SL	39.00	MM	17	3,218.				3,218.	377.		83.	460.
641	CLUBHOUSE RENOVATION 2014	06/30/14	SL	39.00	MM	17	73,963.				73,963.	8,611.		1,896.	10,507.
642	PANA ROOFING	07/31/14	SL	39.00	MM	17	1,980.				1,980.	227.		51.	278.
643	TILE AT WATER FEATURE	09/30/14	SL	39.00	MM	17	1,200.				1,200.	133.		31.	164.
644	CLUBHOUSE ELEVATOR 2014	10/31/14	SL	39.00	MM	17	55,119.				55,119.	5,946.		1,413.	7,359.
645	TENNIS CENTER ROOF REPAIRS 2014	10/31/14	SL	39.00	MM	17	3,850.				3,850.	417.		99.	516.
646	CLUBHOUSE ART	05/31/14	150DB	7.00	MC	17	7,451.				7,451.	5,289.		910.	6,199.
647	SECURITY CAMERAS (REPLACED)	10/31/14	150DB	7.00	MC	17	6,170.				6,170.	4,009.		752.	4,761.
648	CLUBHOUSE DOORS & CLOSURES 2014	05/31/14	150DB	7.00	MC	17	9,615.				9,615.	6,824.		1,175.	7,999.
649	CLUBHOUSE PATIO FURN. (2014 ADDTL)	05/31/14	150DB	7.00	MC	17	2,849.				2,849.	2,022.		348.	2,370.
650	(D)CHINA, GLASS, SILVER, ETC. CLUBHOUSE 2014	05/31/14	150DB	7.00	MC	17	42,396.				42,396.	30,090.		4,533.	34,623.
652	CH KITCHEN EQUIPMENT JULY 2014	07/31/14	150DB	7.00	MC	17	9,186.				9,186.	6,226.		1,128.	7,354.
653	KITCHEN EQMT. 2014	09/30/14	150DB	7.00	MC	17	12,346.				12,346.	8,368.		1,515.	9,883.

2019 DEPRECIATION AND AMORTIZATION REPORT

OTHER DEPRECIATION

OTHER

Asset No.	Description	Date Acquired	Method	Life	Conv	Line No.	Unadjusted Cost Or Basis	Bus % Excl	Section 179 Expense	* Reduction In Basis	Basis For Depreciation	Beginning Accumulated Depreciation	Current Sec 179 Expense	Current Year Deduction	Ending Accumulated Depreciation
654	CH ACCESSORIES, ART, ETC. FOR RENO	12/31/14	150DB	7.00		MC17	74,971.				74,971.	48,713.		9,133.	57,846.
655	CH ACCESSORIES	12/31/14	150DB	7.00		MC17	5,247.				5,247.	3,409.		639.	4,048.
656	RANGE SLED & FOLDING BAG STAND	05/31/14	150DB	7.00		MC17	2,445.				2,445.	1,736.		299.	2,035.
657	WALKING CARTS	06/30/14	150DB	7.00		MC17	2,490.				2,490.	1,767.		304.	2,071.
658	DIVOT MIX AND WASTE CONTAINERS	07/31/14	150DB	7.00		MC17	5,755.				5,755.	3,900.		707.	4,607.
659	SHIPPING & HANDLING ON EQMT.	07/31/14	150DB	7.00		MC17	912.				912.	618.		112.	730.
660	DIVOT MIX & WASTE CONTAINERS (2 OF 2)	09/30/14	150DB	7.00		MC17	5,755.				5,755.	3,900.		707.	4,607.
661	FLIGHTSCOPE	10/31/14	150DB	7.00		MC17	9,042.				9,042.	5,875.		1,102.	6,977.
662	CARRYALL 500 GAS (3 UNITS)	12/31/14	150DB	7.00		MC17	25,853.				25,853.	16,798.		3,150.	19,948.
663	WORKMAN HDX GAS 2WD	12/31/14	150DB	7.00		MC17	21,027.				21,027.	13,663.		2,561.	16,224.
664	WORKMAN HDX GAS 2WD	12/31/14	150DB	7.00		MC17	21,027.				21,027.	13,663.		2,561.	16,224.
665	WORKMAN HDX GAS 2WD	12/31/14	150DB	7.00		MC17	22,553.				22,553.	14,654.		2,747.	17,401.
666	WORKMAN HDX GAS 2WD	12/31/14	150DB	7.00		MC17	21,027.				21,027.	13,663.		2,561.	16,224.
667	CARRYALL 500 GAS	12/31/14	150DB	7.00		MC17	25,853.				25,853.	16,798.		3,150.	19,948.
668	COMFORT STATION 2014	05/31/14	150DB	7.00		MC17	19,782.				19,782.	14,040.		2,418.	16,458.
669	HOSHIZAKI ICE MACHINE @ COMFORT STA.	05/31/14	150DB	7.00		MC17	5,629.				5,629.	3,996.		688.	4,684.
670	REVITALIZATION SURVEY & CONSULT-GC	05/31/14	150DB	15.00		MC17	9,700.				9,700.	3,734.		597.	4,331.
671	WORK ON TEES 8/14	08/31/14	150DB	15.00		MC17	10,000.				10,000.	3,686.		631.	4,317.

2019 DEPRECIATION AND AMORTIZATION REPORT

OTHER DEPRECIATION

OTHER

Asset No.	Description	Date Acquired	Method	Life	Conv	Line No.	Unadjusted Cost Or Basis	Bus % Excl	Section 179 Expense	* Reduction In Basis	Basis For Depreciation	Beginning Accumulated Depreciation	Current Sec 179 Expense	Current Year Deduction	Ending Accumulated Depreciation
672	WORK ON PUTTING GREEDED 08/14	08/31/14	150DB	15.00		MC17	21,071.				21,071.	7,765.		1,331.	9,096.
673	BERMUDA & ZOYSIA GRASS	08/31/14	150DB	15.00		MC17	1,189.				1,189.	438.		75.	513.
674	LANDSCAPE REMEDIATION 2014	12/31/14	150DB	15.00		MC17	138,210.				138,210.	48,664.		8,955.	57,619.
675	LAGOON ENGINEERING STUDY 2014	12/31/14	150DB	15.00		MC17	24,419.				24,419.	8,597.		1,582.	10,179.
676	WORK ON FRONT ENTRANCE 08/14	08/31/14	SL	39.00		MM17	3,222.				3,222.	363.		83.	446.
677	KAYAKS	06/30/14	150DB	7.00		MC17	2,403.				2,403.	1,706.		293.	1,999.
678	TECHNOLOGY UPDATE 2014	05/31/14	150DB	5.00		MC17	4,937.				4,937.	4,627.		310.	4,937.
679	PRINTER REPAIRS 2014	12/31/14	150DB	5.00		MC17	3,819.				3,819.	3,271.		548.	3,819.
680	DELL OPTIPLEX	12/31/14	150DB	5.00		MC17	1,659.				1,659.	1,421.		238.	1,659.
681	LONG COVE POOLHOUSE RENOVATION STUDY	08/31/14	SL	39.00		MM17	20,575.				20,575.	2,310.		528.	2,838.
682	POOLHOUSE RENOVATION STUDY 2014	09/30/14	SL	39.00		MM17	1,115.				1,115.	124.		29.	153.
683	CLUBHOUSE ADDITIONAL PARKING (1 OF 2)	09/30/14	150DB	15.00		MC17	146,678.				146,678.	54,052.		9,263.	63,315.
684	CLUBHOUSE ADDITIONAL PARKING (2 OF 2)	09/30/14	150DB	15.00		MC17	46,283.				46,283.	17,056.		2,923.	19,979.
685	ROADS REPAIR & MAINTENANCE 2014	12/31/14	150DB	15.00		MC17	472,602.				472,602.	166,404.		30,620.	197,024.
686	2 DEFIBRILLATORS (LIFEPAK CR + AED)	08/31/14	150DB	7.00		MC17	3,650.				3,650.	2,473.		448.	2,921.
687	SECURITY PC FOR CAMERAS	09/30/14	150DB	7.00		MC17	901.				901.	611.		110.	721.
688	TENNIS SHOP WORK 2014	05/31/14	150DB	7.00		MC17	3,675.				3,675.	2,609.		449.	3,058.
689	TENNIS COURT RESURFACING 2014	05/31/14	150DB	15.00		MC17	20,000.				20,000.	7,699.		1,230.	8,929.

2019 DEPRECIATION AND AMORTIZATION REPORT

OTHER DEPRECIATION

OTHER

Asset No.	Description	Date Acquired	Method	Life	Conv	Line No.	Unadjusted Cost Or Basis	Bus % Excl	Section 179 Expense	* Reduction In Basis	Basis For Depreciation	Beginning Accumulated Depreciation	Current Sec 179 Expense	Current Year Deduction	Ending Accumulated Depreciation
690	TENNIS COURTS REFIT 2014	05/31/14	150DB	7.00	MC	17	921.				921.	654.		112.	766.
691	BALANCE DUE ON ELEVATOR IN CH	05/31/15	SL	39.00	MM	17	5,860.				5,860.	544.		150.	694.
692	TENNIS HVAC UNIT - 2015	05/31/15	SL	39.00	MM	17	4,478.				4,478.	417.		115.	532.
693	PRO SHOP RENOVATION 2015	07/09/15	SL	39.00	MM	17	9,904.				9,904.	878.		254.	1,132.
694	CLUBHOUSE RAILINGS	07/31/15	SL	39.00	MM	17	7,070.				7,070.	626.		181.	807.
695	CLUBHOUSE ELEVATOR - 2015	07/31/15	SL	39.00	MM	17	965.				965.	86.		25.	111.
696	TENNIS BUILDING PAINT	12/30/15	SL	39.00	MM	17	3,500.				3,500.	274.		90.	364.
697	SOUS VIDE WATER BATH COOKING SYSTEM	03/31/15	150DB	7.00	HY	17	973.				973.	556.		119.	675.
698	HALO HEAT SLO COOKER & HOLD OVEN	04/30/15	150DB	7.00	HY	17	9,147.				9,147.	5,225.		1,121.	6,346.
699	DANCE FLOOR - CLUBHOUSE	04/30/15	150DB	7.00	HY	17	6,824.				6,824.	3,899.		836.	4,735.
700	SOUND SYSTEM - PREFUNCTION AREA	06/30/15	150DB	7.00	HY	17	1,000.				1,000.	571.		123.	694.
704	HOLE IN ONE PLAQUE	06/30/15	150DB	7.00	HY	17	4,500.				4,500.	2,571.		551.	3,122.
706	(D)CHINA GLASS & SILVER 2	11/25/15	150DB	7.00	HY	17	425.				425.	243.		26.	269.
707	WORKMAN HDX	03/31/15	150DB	7.00	HY	17	6,890.				6,890.	3,936.		844.	4,780.
708	WALKING CARTS 2015	07/01/15	150DB	7.00	HY	17	1,780.				1,780.	1,017.		218.	1,235.
709	DAKOTA TOPDRESSER REPLACEMENT	09/30/15	150DB	7.00	HY	17	9,424.				9,424.	5,384.		1,154.	6,538.
710	MH 400 REPLACEMENT	09/30/15	150DB	7.00	HY	17	35,745.				35,745.	20,420.		4,379.	24,799.
711	AIR COMPRESSOR	09/30/15	150DB	7.00	HY	17	2,883.				2,883.	1,647.		353.	2,000.

2019 DEPRECIATION AND AMORTIZATION REPORT

OTHER DEPRECIATION

OTHER

Asset No.	Description	Date Acquired	Method	Life	C o n v	Line No.	Unadjusted Cost Or Basis	Bus % Excl	Section 179 Expense	* Reduction In Basis	Basis For Depreciation	Beginning Accumulated Depreciation	Current Sec 179 Expense	Current Year Deduction	Ending Accumulated Depreciation
713	KUBOTA TRACTOR	09/30/15	150DB	7.00		HY17	21,836.				21,836.	12,475.		2,675.	15,150.
714	WALKING CARTS2 2015	09/30/15	150DB	7.00		HY17	500.				500.	286.		61.	347.
716	SIMONEAUX ELECT	07/30/15	150DB	15.00		HY17	1,230.				1,230.	379.		85.	464.
717	PRACTICE RANGE ELECTRIC	07/30/15	150DB	15.00		HY17	5,400.				5,400.	1,661.		374.	2,035.
718	BOBBY WEED GOLF DESIGN	08/21/15	150DB	15.00		HY17	401.				401.	123.		28.	151.
719	WITMER JONES KEEFER CONSULT	08/25/15	150DB	15.00		HY17	1,311.				1,311.	404.		91.	495.
720	ELECTRIC TO RANGE	08/31/15	150DB	15.00		HY17	425.				425.	131.		29.	160.
721	CURBING AT RANGE	08/31/15	150DB	15.00		HY17	3,200.				3,200.	984.		222.	1,206.
722	#16 RESTROOM RENO	09/30/15	150DB	15.00		HY17	18,729.				18,729.	5,758.		1,297.	7,055.
723	PUMP HOUSE RENOVATION	09/30/15	150DB	15.00		HY17	9,680.				9,680.	2,977.		670.	3,647.
724	GOLF RANGE EQUIPMENT	10/31/15	150DB	15.00		HY17	7,369.				7,369.	2,266.		510.	2,776.
725	BOBBY WEED GOLF DESIGN	11/20/15	150DB	15.00		HY17	11,519.				11,519.	3,541.		798.	4,339.
726	LAGOON ENGINEERING STUDY	09/30/15	150DB	15.00		HY17	25,029.				25,029.	7,696.		1,733.	9,429.
727	LANDSCAPE REMEDIATION 2015	12/31/15	150DB	15.00		HY17	38,170.				38,170.	11,736.		2,643.	14,379.
728	TIME CLOCKS (CH,GOLF MNT,CART BARN)	03/31/15	150DB	5.00		HY17	6,000.				6,000.	4,501.		999.	5,500.
729	DELL OPTIPLEX 3020 (KRIS L.)	03/31/15	150DB	5.00		HY17	689.				689.	517.		115.	632.
730	DELL OPTIPLEX 3020	03/31/15	150DB	5.00		HY17	689.				689.	517.		115.	632.
731	DELL OPTIPLEX 3020 (PRO SHOP)	03/31/15	150DB	5.00		HY17	689.				689.	517.		115.	632.

2019 DEPRECIATION AND AMORTIZATION REPORT

OTHER DEPRECIATION

OTHER

Asset No.	Description	Date Acquired	Method	Life	Conv	Line No.	Unadjusted Cost Or Basis	Bus % Excl	Section 179 Expense	* Reduction In Basis	Basis For Depreciation	Beginning Accumulated Depreciation	Current Sec 179 Expense	Current Year Deduction	Ending Accumulated Depreciation
732	CHEFTEC PLUS SOFTWARE	05/31/15	150DB	3.00		HY17	3,525.				3,525.	3,525.		0.	3,525.
733	ARB COMPUTER/MONITOR	06/30/15	150DB	5.00		HY17	1,747.				1,747.	1,311.		291.	1,602.
734	CHEFTEC INTERFACE	06/30/15	150DB	5.00		HY17	2,650.				2,650.	1,988.		441.	2,429.
735	DELL OPTIPLEX & EASTHSCAPES SOFTWARE	12/30/15	150DB	3.00		HY17	2,212.				2,212.	2,212.		0.	2,212.
736	BASKETBALL HOOP	09/30/15	150DB	15.00		HY17	2,956.				2,956.	909.		205.	1,114.
737	BASKETBALL COURT	11/06/15	150DB	15.00		HY17	17,907.				17,907.	5,506.		1,240.	6,746.
738	POOL RESURFACE - DECKING	07/31/15	SL	39.00		16	4,400.				4,400.	386.		113.	499.
739	POOL RESURFACE	12/10/15	SL	39.00		MM17	13,450.				13,450.	1,049.		345.	1,394.
740	ROAD WORK 2015 (ACCRUED 12/31/14)	03/31/15	150DB	15.00		HY17	29,987.				29,987.	9,220.		2,077.	11,297.
741	ADMIN / TENNIS PARKING LOT RESURFACE	08/21/15	150DB	15.00		HY17	15,199.				15,199.	4,674.		1,053.	5,727.
742	LAGOON RESTORATION 2015	12/30/15	150DB	15.00		HY17	14,457.				14,457.	4,445.		1,001.	5,446.
748	ADMIN RENOVATION	09/30/16	SL	39.00		MM17	15,783.				15,783.	928.		405.	1,333.
749	CLUBHOUSE RAILING	11/30/16	SL	39.00		MM17	1,200.				1,200.	66.		31.	97.
750	RADIO REPLACEMENT - GOLF MAINTENANCE	03/31/16	200DB	7.00		HY17	16,079.				16,079.	9,048.		2,009.	11,057.
751	KRYOVAC	06/30/16	200DB	7.00		HY17	2,279.				2,279.	1,283.		285.	1,568.
752	(D)MIXER	06/30/16	200DB	7.00		HY17	1,126.				1,126.	634.		71.	705.
753	GRILLE	06/30/16	200DB	7.00		HY17	5,315.				5,315.	2,991.		664.	3,655.
754	REACH IN FREEZER	09/30/16	200DB	7.00		HY17	10,428.				10,428.	5,868.		1,303.	7,171.

2019 DEPRECIATION AND AMORTIZATION REPORT

OTHER DEPRECIATION

OTHER

Asset No.	Description	Date Acquired	Method	Life	C o n v	Line No.	Unadjusted Cost Or Basis	Bus % Excl	Section 179 Expense	* Reduction In Basis	Basis For Depreciation	Beginning Accumulated Depreciation	Current Sec 179 Expense	Current Year Deduction	Ending Accumulated Depreciation
756	BLENDERS	10/31/16	200DB	7.00		HY17	1,153.				1,153.	649.		144.	793.
757	CLUBHOUSE PODIUM	11/30/16	200DB	7.00		HY17	2,359.				2,359.	1,328.		295.	1,623.
758	WATER COOLER	09/30/16	200DB	7.00		HY17	2,371.				2,371.	1,335.		296.	1,631.
759	FOLEY REEL GRINDER	12/31/16	200DB	7.00		HY17	41,070.				41,070.	23,109.		5,132.	28,241.
760	FOLEY BED-KNIFE GRINDER	12/31/16	200DB	7.00		HY17	17,750.				17,750.	9,988.		2,218.	12,206.
761	BALL WASHER	09/30/16	200DB	7.00		HY17	1,990.				1,990.	1,120.		249.	1,369.
762	GOLF COURSE REVITALIZATION 2016	12/31/16	150DB	15.00		HY17	40,393.				40,393.	9,311.		3,108.	12,419.
763	GOLF COURSE REDESIGN	12/31/16	150DB	15.00		HY17	56,927.				56,927.	13,122.		4,381.	17,503.
764	LAGOON ENGINEERING STUDY 2016	12/31/16	150DB	15.00		HY17	16,198.				16,198.	3,734.		1,246.	4,980.
765	JETSKI DOCKS	03/31/16	150DB	15.00		HY17	16,500.				16,500.	3,804.		1,270.	5,074.
766	KAYAKS	06/30/16	200DB	7.00		HY17	5,000.				5,000.	2,814.		625.	3,439.
767	FAST ATTACK FIRE PUMP	10/31/16	200DB	7.00		HY17	3,318.				3,318.	1,867.		415.	2,282.
768	SECURITY PC AND MONITOR	06/30/16	200DB	5.00		HY17	947.				947.	675.		109.	784.
769	ADMIN PROJECTOR	06/30/16	200DB	7.00		HY17	3,402.				3,402.	1,914.		425.	2,339.
770	PC REPLACEMENT (LINDSAY)	06/30/16	200DB	5.00		HY17	1,698.				1,698.	1,209.		196.	1,405.
771	TENNIS CHIT PRINTER	06/30/16	200DB	5.00		HY17	1,132.				1,132.	806.		130.	936.
772	BACKUP SERVER	07/31/16	200DB	5.00		HY17	2,100.				2,100.	1,495.		242.	1,737.
773	PC REPLACEMENT - GOLF	07/31/16	200DB	5.00		HY17	847.				847.	603.		98.	701.

2019 DEPRECIATION AND AMORTIZATION REPORT

OTHER DEPRECIATION

OTHER

Asset No.	Description	Date Acquired	Method	Life	C o n v	Line No.	Unadjusted Cost Or Basis	Bus % Excl	Section 179 Expense	* Reduction In Basis	Basis For Depreciation	Beginning Accumulated Depreciation	Current Sec 179 Expense	Current Year Deduction	Ending Accumulated Depreciation
774	POOL HOUSE RESTROOMS AND BOOK ROOM	06/30/16	150DB	15.00		HY17	46,449.				46,449.	10,707.		3,574.	14,281.
775	POOL REPLASTER	06/30/16	150DB	15.00		HY17	42,673.				42,673.	9,837.		3,284.	13,121.
776	2016 ROADS	08/31/16	150DB	15.00		HY17	377,210.				377,210.	86,947.		29,026.	115,973.
777	TENNIS COURTS FENCE AND LIGHTS	06/30/16	150DB	15.00		HY17	60,626.				60,626.	13,975.		4,665.	18,640.
778	PICKLEBALL COURTS	12/31/16	150DB	15.00		HY17	25,753.				25,753.	5,937.		1,982.	7,919.
784	CLUBHOUSE BASEMENT CARPETING	01/31/17	200DB	5.00		MC17	2,731.				2,731.	1,666.		426.	2,092.
785	PICKLEBALL COURTS	03/31/17	150DB	15.00		MC17	7,200.				7,200.	1,287.		591.	1,878.
786	HVAC - ADMINISTRATION BUILDING	03/31/17	SL	39.00		MM17	4,474.				4,474.	206.		115.	321.
787	SNACK SHOP ICE MACHINE	04/30/17	200DB	7.00		MC17	5,594.				5,594.	2,312.		938.	3,250.
788	DELL NOTEBOOK - CHRISTY	06/30/17	200DB	5.00		MC17	1,241.				1,241.	682.		224.	906.
789	DELL NOTEBOOK - MATT	06/30/17	200DB	5.00		MC17	2,220.				2,220.	1,221.		400.	1,621.
790	DELL OPTI 3040 - LEE	06/30/17	200DB	5.00		MC17	1,166.				1,166.	641.		210.	851.
791	DELL OPTI 3040 - BEN	06/30/17	200DB	5.00		MC17	1,154.				1,154.	635.		208.	843.
792	DELL OPTI 3040 - ROB	06/30/17	200DB	5.00		MC17	1,154.				1,154.	635.		208.	843.
793	DOCK REPAIRS	06/30/17	150DB	15.00		MC17	10,500.				10,500.	1,640.		886.	2,526.
794	CABINETS	06/30/17	200DB	7.00		MC17	3,754.				3,754.	1,552.		629.	2,181.
795	WASHING MACHINES - CLUBHOUSE	06/30/17	200DB	7.00		MC17	969.				969.	400.		163.	563.
796	ADMIN RENOVATION - RUGS	06/30/17	200DB	5.00		MC17	1,784.				1,784.	981.		321.	1,302.

2019 DEPRECIATION AND AMORTIZATION REPORT

OTHER DEPRECIATION

OTHER

Asset No.	Description	Date Acquired	Method	Life	Conv Line No.	Unadjusted Cost Or Basis	Bus % Excl	Section 179 Expense	* Reduction In Basis	Basis For Depreciation	Beginning Accumulated Depreciation	Current Sec 179 Expense	Current Year Deduction	Ending Accumulated Depreciation
797	HVAC - ADMINISTRATION BUILDING	06/30/17	SL	39.00	MM17	4,321.				4,321.	171.		111.	282.
798	SECURITY CAMERA ADDITIONS AND UPGRADES	07/31/17	200DB	7.00	MC17	7,489.				7,489.	2,713.		1,365.	4,078.
799	CLUBHOUSE WINDOW REPLACEMENT	07/31/17	SL	39.00	MM17	6,194.				6,194.	232.		159.	391.
800	HVAC - GOLF SHOP	07/31/17	SL	39.00	MM17	8,844.				8,844.	331.		227.	558.
801	CHINA GLASS AND SILVER	08/31/17	200DB	7.00	MC17	10,499.				10,499.	3,803.		1,913.	5,716.
802	DELL OPTIPLEX 3040 - BOB	09/30/17	200DB	5.00	MC17	1,198.				1,198.	587.		244.	831.
803	SALAMANDER BROILER	09/30/17	200DB	7.00	MC17	2,101.				2,101.	761.		383.	1,144.
804	BOATS	09/30/17	200DB	5.00	MC17	10,999.				10,999.	5,390.		2,244.	7,634.
805	TENNIS - HM	12/31/17	150DB	15.00	MC17	29,203.				29,203.	3,249.		2,595.	5,844.
806	SPEED DISPLAY SIGN	12/31/17	150DB	15.00	MC17	2,839.				2,839.	316.		252.	568.
807	SECURITY VEHICLE #2	12/31/17	200DB	5.00	MC17	23,431.				23,431.	10,076.		5,342.	15,418.
808	GATEHOUSE - HM	12/31/17	SL	39.00	MM17	23,022.				23,022.	615.		590.	1,205.
809	SECURITY VEHICLE #1	12/31/17	200DB	5.00	MC17	23,431.				23,431.	10,076.		5,342.	15,418.
810	PRINTER - LC	12/31/17	200DB	5.00	MC17	477.				477.	205.		109.	314.
811	SERVER	12/31/17	200DB	5.00	MC17	873.				873.	376.		199.	575.
812	DESKTOP PC - ASHLEY	12/31/17	200DB	5.00	MC17	1,315.				1,315.	566.		300.	866.
813	DESKTOP PC - TENNIS	12/31/17	200DB	5.00	MC17	1,138.				1,138.	489.		260.	749.
814	CLOUD MANAGED SECURITY APPLIANCE	12/31/17	200DB	5.00	MC17	4,865.				4,865.	2,092.		1,109.	3,201.

2019 DEPRECIATION AND AMORTIZATION REPORT

OTHER DEPRECIATION

OTHER

Asset No.	Description	Date Acquired	Method	Life	Conv Line No.	Unadjusted Cost Or Basis	Bus % Excl	Section 179 Expense	* Reduction In Basis	Basis For Depreciation	Beginning Accumulated Depreciation	Current Sec 179 Expense	Current Year Deduction	Ending Accumulated Depreciation
815	PWC DOCKS	12/31/17	150DB	15.00	MC17	24,750.				24,750.	2,753.		2,200.	4,953.
816	PERIMETER FENCING - HM	12/31/17	150DB	15.00	MC17	3,280.				3,280.	365.		292.	657.
817	REMEDIATION - HM	12/31/17	150DB	15.00	MC17	429,103.				429,103.	47,738.		38,137.	85,875.
818	LAGOON ENGINEERING STUDY	12/31/17	150DB	15.00	MC17	9,125.				9,125.	1,015.		811.	1,826.
819	GOLF COURSE - HM	12/31/17	150DB	15.00	MC17	206,242.				206,242.	22,944.		18,330.	41,274.
820	TIRES - DUMP TRUCK	12/31/17	200DB	5.00	MC17	911.				911.	392.		208.	600.
821	TRUCK BED FABRICATE AND SPRAY	12/31/17	200DB	5.00	MC17	6,315.				6,315.	2,716.		1,440.	4,156.
822	KUBOTA TRACTOR	12/31/17	200DB	3.00	MC17	24,910.				24,910.	17,299.		5,074.	22,373.
823	SPREADER	12/31/17	200DB	7.00	MC17	4,553.				4,553.	1,417.		896.	2,313.
824	SNACK BAR CABINETS	12/31/17	200DB	7.00	MC17	1,970.				1,970.	613.		388.	1,001.
825	AREA RUG	12/31/17	200DB	7.00	MC17	3,472.				3,472.	1,081.		683.	1,764.
826	CHRISTMAS DECORATIONS	12/31/17	200DB	7.00	MC17	9,967.				9,967.	3,102.		1,961.	5,063.
827	PRESSURE WASHER AND TRAILER	12/31/17	200DB	5.00	MC17	11,837.				11,837.	5,090.		2,699.	7,789.
828	NEW PATIO FURNITURE	12/31/17	200DB	7.00	MC17	5,870.				5,870.	1,827.		1,155.	2,982.
829	ADMIN. RENOVATION	12/31/17	200DB	5.00	MC17	182.				182.	78.		42.	120.
830	CLUBHOUSE - HM	12/31/17	SL	39.00	MM17	539,348.				539,348.	14,405.		13,829.	28,234.
831	FIRE PIT	12/31/17	SL	39.00	MM17	14,275.				14,275.	381.		366.	747.
837	CLUBHOUSE RAIN GUTTERS	12/31/18	SL	39.00	MM17	2,343.				2,343.	3.		60.	63.

2019 DEPRECIATION AND AMORTIZATION REPORT

OTHER DEPRECIATION

OTHER

Asset No.	Description	Date Acquired	Method	Life	Conv Line No.	Unadjusted Cost Or Basis	Bus % Excl	Section 179 Expense	* Reduction In Basis	Basis For Depreciation	Beginning Accumulated Depreciation	Current Sec 179 Expense	Current Year Deduction	Ending Accumulated Depreciation
838	CLUBHOUSE RAILINGS	12/31/18	SL	39.00	MM17	8,340.				8,340.	9.		214.	223.
839	AUDIO MATRIX	12/31/18	200DB	5.00	HY17	3,191.				3,191.	638.		1,021.	1,659.
840	HOSTESS STATION LAPTOP	12/31/18	200DB	5.00	HY17	1,879.				1,879.	376.		601.	977.
841	PROJECTOR UPGRADES	12/31/18	200DB	5.00	HY17	1,612.				1,612.	323.		516.	839.
842	CHINA GLASS AND SILVER	12/31/18	200DB	7.00	HY17	6,157.				6,157.	880.		1,508.	2,388.
843	GOLF COURSE RE-DESIGN 2018	12/31/18	SL	39.00	MM17	2,520,169.				2,520,169.	2,693.		64,620.	67,313.
844	LANDSCAPE REMEDIATION #6 AND #7	12/31/18	SL	39.00	MM17	9,070.				9,070.	10.		233.	243.
845	ROADS 2018	12/31/18	SL	39.00	MM17	270,902.				270,902.	289.		6,946.	7,235.
846	WATER FOUNTAINS	12/31/18	SL	39.00	MM17	3,638.				3,638.	4.		93.	97.
847	CAPITAL RESERVE STUDY	10/31/18	SL	39.00	MM17	13,987.				13,987.	75.		359.	434.
848	PRO SHOP RENOVATION	10/31/18	SL	39.00	MM17	6,663.				6,663.	36.		171.	207.
849	#16 RESTROOM	10/31/18	SL	39.00	MM17	2,744.				2,744.	15.		70.	85.
850	GRILL ROOM SKYLIGHTS	10/31/18	SL	39.00	MM17	3,038.				3,038.	16.		78.	94.
851	GRILL ROOM PAINTING	10/31/18	SL	39.00	MM17	648.				648.	4.		17.	21.
852	LADIES LOCKER ROOM COMPRESSOR	10/31/18	SL	39.00	MM17	3,158.				3,158.	17.		81.	98.
853	PRO LANDSCAPE SOFTWARE UPGRADE	10/31/18	200DB	5.00	HY17	915.				915.	183.		293.	476.
854	CLUBHOUSE PATIO FURNITURE SANDBLAST	10/31/18	200DB	7.00	HY17	4,186.				4,186.	598.		1,025.	1,623.
855	CLUBHOUSE CHAIR CUSHIONS	10/31/18	200DB	7.00	HY17	1,860.				1,860.	266.		455.	721.

2019 DEPRECIATION AND AMORTIZATION REPORT

OTHER DEPRECIATION

OTHER

Asset No.	Description	Date Acquired	Method	Life	Conv	Line No.	Unadjusted Cost Or Basis	Bus % Excl	Section 179 Expense	* Reduction In Basis	Basis For Depreciation	Beginning Accumulated Depreciation	Current Sec 179 Expense	Current Year Deduction	Ending Accumulated Depreciation
856	CLUBHOUSE MAIN STAIRCASE CARPET RUN	10/31/18	200DB	7.00	HY	17	2,226.				2,226.	318.		545.	863.
857	SPEED QUEEN DRYER	10/31/18	200DB	5.00	HY	17	902.				902.	181.		288.	469.
858	GOLF COURSE WATER COOLERS	10/31/18	200DB	5.00	HY	17	12,656.				12,656.	2,531.		4,050.	6,581.
859	LAGOON FOUNTAINS REPAIRS	10/31/18	SL	39.00	MM	17	2,785.				2,785.	15.		71.	86.
860	LAGOON ENGINEERING STUDY 2018	10/31/18	SL	39.00	MM	17	51,268.				51,268.	274.		1,315.	1,589.
861	PRO SHOP FIXTURES	10/31/18	200DB	7.00	HY	17	8,381.				8,381.	1,198.		2,052.	3,250.
862	ROOF - TEACHING CENTER	09/30/18	SL	39.00	MM	17	3,820.				3,820.	29.		98.	127.
863	LAND SURVEY - PLAYGROUND/FARM AREA	09/30/18	200DB	5.00	HY	17	6,300.				6,300.	1,260.		2,016.	3,276.
864	WALKING CARTS	09/30/18	200DB	5.00	HY	17	2,340.				2,340.	468.		749.	1,217.
865	CLUBHOUSE PARKING LOT	09/30/18	SL	39.00	MM	17	141,288.				141,288.	1,057.		3,623.	4,680.
866	PICKLEBALL COURTS 2018	09/30/18	SL	39.00	MM	17	204,032.				204,032.	1,526.		5,232.	6,758.
867	#6 RESTROOM	08/31/18	SL	39.00	MM	17	8,773.				8,773.	84.		225.	309.
868	LCC REALTY OFFICE SPACE	08/31/18	SL	39.00	MM	17	40,000.				40,000.	385.		1,026.	1,411.
869	COMPUTER MONITOR - SECURITY	08/31/18	200DB	5.00	HY	17	233.				233.	47.		74.	121.
870	SOLSTICE FRYER SYSTEM	08/31/18	200DB	5.00	HY	17	16,114.				16,114.	3,223.		5,156.	8,379.
871	ICE MAKER #1	08/31/18	200DB	5.00	HY	17	7,488.				7,488.	1,498.		2,396.	3,894.
872	ICE MAKER #2	08/31/18	200DB	5.00	HY	17	7,488.				7,488.	1,498.		2,396.	3,894.
873	ICE MAKER #3	08/31/18	200DB	5.00	HY	17	7,488.				7,488.	1,498.		2,396.	3,894.

2019 DEPRECIATION AND AMORTIZATION REPORT

OTHER DEPRECIATION

OTHER

Asset No.	Description	Date Acquired	Method	Life	Conv	Line No.	Unadjusted Cost Or Basis	Bus % Excl	Section 179 Expense	* Reduction In Basis	Basis For Depreciation	Beginning Accumulated Depreciation	Current Sec 179 Expense	Current Year Deduction	Ending Accumulated Depreciation
874	WORKMAN GTX #4	08/31/18	200DB	5.00		HY17	7,417.				7,417.	1,484.		2,373.	3,857.
875	WORKMAN GTX #1	08/31/18	200DB	5.00		HY17	9,808.				9,808.	1,962.		3,138.	5,100.
876	WORKMAN MDX CARRYALL	08/31/18	200DB	5.00		HY17	10,735.				10,735.	2,147.		3,435.	5,582.
877	WORKMAN GTX #3	08/31/18	200DB	5.00		HY17	7,417.				7,417.	1,484.		2,373.	3,857.
878	WORKMAN GTX #2	08/31/18	200DB	5.00		HY17	7,417.				7,417.	1,484.		2,373.	3,857.
879	WORKMAN GTX #5	08/31/18	200DB	5.00		HY17	6,579.				6,579.	1,316.		2,105.	3,421.
880	PICKER	08/31/18	200DB	5.00		HY17	1,895.				1,895.	379.		606.	985.
881	AGRIMETAL BLOWER	08/31/18	200DB	5.00		HY17	7,150.				7,150.	1,430.		2,288.	3,718.
882	CLUBHOUSE PHONE	08/31/18	200DB	7.00		HY17	1,954.				1,954.	279.		479.	758.
883	CART BARN	07/31/18	SL	39.00		MM17	1,927.				1,927.	22.		49.	71.
884	DOG WATERING STATION	07/31/18	200DB	5.00		HY17	2,295.				2,295.	459.		734.	1,193.
885	GRASS AREA NEXT TO CLUBHOUSE	07/31/18	SL	39.00		MM17	26,808.				26,808.	315.		687.	1,002.
886	POOL CHLORINATOR	06/30/18	200DB	5.00		HY17	6,644.				6,644.	1,329.		2,126.	3,455.
887	PUMP HOUSE AC UNIT	06/30/18	200DB	5.00		HY17	36,005.				36,005.	7,201.		11,522.	18,723.
888	CHINA GLASS AND SILVER	05/31/18	200DB	7.00		HY17	949.				949.	136.		232.	368.
889	LIGHTNING DETECTION SYSTEM	05/31/18	200DB	5.00		HY17	2,256.				2,256.	451.		722.	1,173.
890	AED	05/31/18	200DB	5.00		HY17	3,962.				3,962.	793.		1,268.	2,061.
891	FORD F150 - HAROLD	04/30/18	200DB	5.00		HY17	30,141.				30,141.	6,028.		9,645.	15,673.

2019 DEPRECIATION AND AMORTIZATION REPORT

OTHER DEPRECIATION

OTHER

Asset No.	Description	Date Acquired	Method	Life	C o n v	Line No.	Unadjusted Cost Or Basis	Bus % Excl	Section 179 Expense	* Reduction In Basis	Basis For Depreciation	Beginning Accumulated Depreciation	Current Sec 179 Expense	Current Year Deduction	Ending Accumulated Depreciation
892	FORD F150 - ASHLEY	04/30/18	200DB	5.00		HY17	27,410.				27,410.	5,482.		8,771.	14,253.
893	CHRISTMAS DECORATIONS	04/30/18	200DB	7.00		HY17	11,185.				11,185.	1,598.		2,739.	4,337.
894	LAPTOP - GOLF OUTSIDE ACCESS	04/30/18	200DB	5.00		HY17	3,631.				3,631.	726.		1,162.	1,888.
895	BOOM LIFT	04/30/18	200DB	5.00		HY17	31,305.				31,305.	6,261.		10,018.	16,279.
896	DELL OPTIPLEX 3050 - WILLIE	04/30/18	200DB	5.00		HY17	893.				893.	179.		286.	465.
897	DELL OPTIPLEX 3050 - LEON	04/30/18	200DB	5.00		HY17	1,008.				1,008.	202.		322.	524.
898	TENNIS IRRIGATION	04/30/18	SL	39.00		MM17	3,167.				3,167.	57.		81.	138.
899	FIREWALL	03/31/18	200DB	5.00		HY17	704.				704.	141.		225.	366.
900	BALL MACHINE	03/31/18	200DB	5.00		HY17	6,147.				6,147.	1,230.		1,967.	3,197.
901	UPS BATTERY	06/30/19	200DB	5.00		MC19B	1,335.				1,335.			334.	334.
902	COMPUTER AND PRINTER - GM	06/30/19	200DB	5.00		MC19B	3,272.				3,272.			818.	818.
903	CLUBHOUSE DESKTOP	06/30/19	200DB	5.00		MC19B	968.				968.			242.	242.
904	SERVER	06/30/19	200DB	5.00		MC19B	24,374.				24,374.			6,094.	6,094.
905	ADMIN ROOF	06/30/19	SL	39.00		MM19I	19,616.				19,616.			272.	272.
906	HVAC - GATEHOUSE	08/31/19	SL	39.00		MM19I	4,812.				4,812.			46.	46.
907	CLUBHOUSE WINDOW REPLACEMENT	08/31/19	SL	39.00		MM19I	9,834.				9,834.			95.	95.
908	CLUBHOUSE LIFT	12/31/19	150DB	15.00		MC19B	10,873.				10,873.			136.	136.
909	WORKMAN HDX 2WD	06/30/19	200DB	7.00		MC19C	8,740.				8,740.			1,561.	1,561.

2019 DEPRECIATION AND AMORTIZATION REPORT

OTHER DEPRECIATION

OTHER

Asset No.	Description	Date Acquired	Method	Life	Conv	Line No.	Unadjusted Cost Or Basis	Bus % Excl	Section 179 Expense	* Reduction In Basis	Basis For Depreciation	Beginning Accumulated Depreciation	Current Sec 179 Expense	Current Year Deduction	Ending Accumulated Depreciation
910	SIGNS	10/31/19	150DB	15.00	MC	19E	12,498.				12,498.			156.	156.
911	MASTER PLAN - 2019	12/31/19	SL	39.00	MM	19I	88,367.				88,367.			94.	94.
912	CLUBHOUSE PLAQUE	06/30/19	200DB	7.00	MC	19C	3,870.				3,870.			691.	691.
913	MIXER	06/30/19	200DB	7.00	MC	19C	10,684.				10,684.			1,908.	1,908.
914	CHRISTMAS DECORATIONS	06/30/19	200DB	7.00	MC	19C	75.				75.			13.	13.
915	BARSTOOLS REUPHOLSTERY	06/30/19	200DB	7.00	MC	19C	2,244.				2,244.			401.	401.
916	BANQUET GRILL	08/31/19	200DB	7.00	MC	19C	1,012.				1,012.			108.	108.
917	AUTO FLUSH - CLUBHOUSE	08/31/19	200DB	7.00	MC	19C	997.				997.			107.	107.
918	REACH IN REFRIGERATOR	08/31/19	200DB	7.00	MC	19C	3,722.				3,722.			399.	399.
919	CLUBHOUSE CARPET	08/31/19	200DB	5.00	MC	19E	24,328.				24,328.			3,649.	3,649.
920	GLASS WASHER	10/31/19	200DB	7.00	MC	19C	7,310.				7,310.			261.	261.
921	CLUBHOUSE EQUIPMENT	10/31/19	200DB	7.00	MC	19C	37,090.				37,090.			1,325.	1,325.
922	CHINA GLASS AND SILVER	10/31/19	200DB	7.00	MC	19C	12,089.				12,089.			432.	432.
923	BANQUET EQUIPMENT	12/31/19	200DB	7.00	MC	19C	15,644.				15,644.			559.	559.
924	REPAIRS TO LIGHTNING DETECTION SYSTEM	08/31/19	150DB	15.00	MC	19E	2,100.				2,100.			79.	79.
925	DRINK HOLDERS	08/31/19	200DB	7.00	MC	19C	1,975.				1,975.			212.	212.
926	PUMP STATION VFD	10/31/19	150DB	15.00	MC	19E	8,104.				8,104.			101.	101.
927	PUMP HOUSE MOTOR	10/31/19	150DB	15.00	MC	19E	6,459.				6,459.			81.	81.

2019 DEPRECIATION AND AMORTIZATION REPORT

OTHER DEPRECIATION

OTHER

Asset No.	Description	Date Acquired	Method	Life	Conv	Line No.	Unadjusted Cost Or Basis	Bus % Excl	Section 179 Expense	* Reduction In Basis	Basis For Depreciation	Beginning Accumulated Depreciation	Current Sec 179 Expense	Current Year Deduction	Ending Accumulated Depreciation
928	REPLACEMENT OF #18 BRIDGE	10/31/19	150DB	15.00	MC	19E	40,000.				40,000.			500.	500.
929	GOLF TEACHING FACILITY - 2019	12/31/19	150DB	15.00	MC	19E	8,285.				8,285.			104.	104.
930	BCPSD MITIGATION	06/30/19	150DB	15.00	MC	19E	3,104.				3,104.			194.	194.
931	LEISURE PATH - 2019	12/31/19	150DB	15.00	MC	19E	35,350.				35,350.			442.	442.
932	LAGOON ENGINEERING STUDY - 2019	12/31/19	SL	39.00	MM	19I	530,831.				530,831.			567.	567.
933	PWC DOCKS	06/30/19	150DB	15.00	MC	19E	15,000.				15,000.			938.	938.
934	MARINA PARTY PLATFORM	12/31/19	150DB	15.00	MC	19E	5,750.				5,750.			72.	72.
935	MARINA DECKING	12/31/19	150DB	15.00	MC	19E	68,993.				68,993.			862.	862.
936	PUSH CARTS	12/31/19	200DB	5.00	MC	19E	1,950.				1,950.			98.	98.
937	PRINTER - MATT	08/31/19	200DB	7.00	MC	19C	1,027.				1,027.			110.	110.
938	OFFICE 365 MIGRATION	08/31/19	200DB	3.00	MC	19A	6,250.				6,250.			1,563.	1,563.
939	PC REPLACEMENT - DIANE	08/31/19	200DB	5.00	MC	19E	1,094.				1,094.			164.	164.
940	PC REPLACEMENT - LINDSAY	08/31/19	200DB	5.00	MC	19E	1,094.				1,094.			164.	164.
941	PC REPLACEMENT - HAROLD	08/31/19	200DB	5.00	MC	19E	1,344.				1,344.			202.	202.
942	SWITCH	08/31/19	200DB	7.00	MC	19C	919.				919.			99.	99.
943	MERAKI LICENSE	12/31/19	200DB	7.00	MC	19C	4,280.				4,280.			153.	153.
944	PARKING LOT RE-SEAL	08/31/19	150DB	15.00	MC	19E	36,449.				36,449.			1,367.	1,367.
945	ROADS - 2019	09/30/19	150DB	15.00	MC	19E	54,584.				54,584.			2,047.	2,047.

2019 DEPRECIATION AND AMORTIZATION REPORT

OTHER DEPRECIATION

OTHER

Asset No.	Description	Date Acquired	Method	Life	Conv	Line No.	Unadjusted Cost Or Basis	Bus % Excl	Section 179 Expense	* Reduction In Basis	Basis For Depreciation	Beginning Accumulated Depreciation	Current Sec 179 Expense	Current Year Deduction	Ending Accumulated Depreciation
946	MAIN GATE GENERATOR	06/30/19	200DB	7.00	MC	19C	5,150.				5,150.			919.	919.
947	ADDITIONS TO SECURITY EQUIPMENT	06/30/19	200DB	7.00	MC	19C	2,198.				2,198.			393.	393.
948	AED - PICKELBALL COURT	08/31/19	150DB	15.00	MC	19E	3,046.				3,046.			114.	114.
949	TENNIS CARRYALL	06/30/19	200DB	7.00	MC	19C	7,150.				7,150.			1,277.	1,277.
950	OUTDOOR TENNIS FURNITURE	07/31/19	200DB	7.00	MC	19C	20,067.				20,067.			2,150.	2,150.
951	POOL UMBRELLAS	08/31/19	200DB	7.00	MC	19C	2,375.				2,375.			255.	255.
952	BOCCE BALL COURTS 2019	10/31/19	150DB	15.00	MC	19E	81,369.				81,369.			1,017.	1,017.
955	HURRICANE RELATED EXEPENSES	01/01/19	L				86,939.				86,939.			0.	
	* OTHER TOTAL OTHER						18553823.				18553823.	4,440,134.		955,435.	5,395,569.
	BUILDINGS														
27	CLUBHOUSE IMPROVMENTS	06/30/87	L				824,796.				824,796.			0.	
28	MAINTENANCE BUILDING	06/30/87	L				161,349.				161,349.			0.	
29	HALFWAY HOUSE	06/30/87	L				20,000.				20,000.			0.	
30	PUMP HOUSE	06/30/87	L				4,000.				4,000.			0.	
31	POOL AND BUILDING	06/30/87	L				91,458.				91,458.			0.	
32	PUMP HOUSE GOLF COURSE	06/30/87	L				4,000.				4,000.			0.	
33	ADMINISTRATION BUILDING	12/01/93	SL	39.00		16	193,090.				193,090.	124,190.		4,951.	129,141.
34	CLUBHOUSE RENOVATIONS	10/31/96	SL	39.00		16	533,241.				533,241.	303,700.		13,673.	317,373.

2019 DEPRECIATION AND AMORTIZATION REPORT

OTHER DEPRECIATION

OTHER

Asset No.	Description	Date Acquired	Method	Life	Conv	Line No.	Unadjusted Cost Or Basis	Bus % Excl	Section 179 Expense	* Reduction In Basis	Basis For Depreciation	Beginning Accumulated Depreciation	Current Sec 179 Expense	Current Year Deduction	Ending Accumulated Depreciation
35	POOL IMPROVEMENTS	05/18/98	SL	39.00		16	32,658.				32,658.	17,195.		837.	18,032.
36	ATTIC IMPROVEMENTS	04/29/98	SL	39.00		16	11,759.				11,759.	6,253.		302.	6,555.
38	TENNIS PRO-SHOP RENOVATION	11/30/01	SL	39.00		16	283,785.				283,785.	124,619.		7,277.	131,896.
39	GREENHOUSE	03/20/98	200DB	7.00		HY17	1,819.				1,819.	1,671.		0.	1,671.
42	GOLF SHOP DOORS	04/15/03	150DB	15.00		HY17	1,800.				1,800.	1,800.		0.	1,800.
43	PANEL DRIVEWAY CEILINGS	04/15/03	150DB	15.00		HY17	7,249.				7,249.	7,249.		0.	7,249.
49	PAINT EXTERIOR TRIM-ADMIN OFFICE	01/12/05	200DB	7.00		HY17	3,500.				3,500.	3,500.		0.	3,500.
50	PAINT INTERIOR WALLS	03/28/05	200DB	7.00		HY17	6,495.				6,495.	6,495.		0.	6,495.
51	SEATH PUMP ROOM WALLS	12/31/05	200DB	7.00		HY17	2,700.				2,700.	2,700.		0.	2,700.
52	ICE MAKER	05/24/06	200DB	7.00		HY17	1,000.				1,000.	1,000.		0.	1,000.
53	SIGNAGE	05/24/06	200DB	7.00		HY17	429.				429.	429.		0.	429.
54	GOLF TEACHING FACILITY	06/30/06	SL	39.00		16	94,939.				94,939.	30,526.		2,434.	32,960.
55	EXPAND STORAGE IN GOLF SHOP	06/30/06	200DB	7.00		HY17	6,190.				6,190.	6,190.		0.	6,190.
56	MAINTENANCE FACILITY	04/25/06	SL	39.00		16	429,480.				429,480.	139,944.		11,012.	150,956.
57	POOLHOUSE BATHROOM RENOVATION	07/31/06	SL	39.00		16	36,755.				36,755.	11,736.		942.	12,678.
59	SECURITY GATEHOUSE	12/31/06	SL	39.00		16	210,695.				210,695.	65,051.		5,402.	70,453.
60	GATEHOUSE LIGHTS	11/15/06	200DB	7.00		HY17	3,900.				3,900.	3,900.		0.	3,900.
61	CONTRETE PATIO AT TENNIS CENTER	05/08/07	SL	39.00		16	7,500.				7,500.	2,232.		192.	2,424.

2019 DEPRECIATION AND AMORTIZATION REPORT

OTHER DEPRECIATION

OTHER

Asset No.	Description	Date Acquired	Method	Life	Conv	Line No.	Unadjusted Cost Or Basis	Bus % Excl	Section 179 Expense	* Reduction In Basis	Basis For Depreciation	Beginning Accumulated Depreciation	Current Sec 179 Expense	Current Year Deduction	Ending Accumulated Depreciation
63	TENNIS STORAGE	03/17/07	SL	39.00		16	22,254.				22,254.	6,733.		571.	7,304.
67	REPLACE COMMUNITY SIGNAGE	01/31/08	200DB	7.00	HY	17	3,211.				3,211.	3,211.		0.	3,211.
68	POOL HOUSE ROOF REPLACEMENT	06/18/08	SL	39.00		16	11,600.				11,600.	3,131.		297.	3,428.
69	NEW POOL RILTER SYSTEM	03/12/08	150DB	15.00	HY	17	14,690.				14,690.	10,940.		833.	11,773.
70	2008 ADDITION TO TENNIS PRO SHOP	12/31/08	SL	39.00		16	123,439.				123,439.	31,782.		3,165.	34,947.
456	FENCES	02/27/09	150DB	15.00	HY	17	30,425.				30,425.	20,544.		1,797.	22,341.
457	BUILDING	06/30/09	SL	39.00	MM	17	1,995.				1,995.	487.		51.	538.
953	(D)ADMINISTRATION BUILDING	12/01/93	SL	39.00		16	9,901.				9,901.	6,368.		127.	6,495.
954	(D)SECURITY GATEHOUSE	12/31/06	SL	39.00		16	3,375.				3,375.	1,042.		58.	1,100.
	* OTHER TOTAL BUILDINGS						3,195,477.				3,195,477.	944,618.		53,921.	998,539.
	FURNITURE & FIXTURES														
114	PATIO FURNITURE	09/30/06	200DB	7.00	HY	17	13,000.				13,000.	13,000.		0.	13,000.
116	OFFICE FURNITURE	12/18/06	200DB	7.00	HY	17	6,179.				6,179.	6,179.		0.	6,179.
	* OTHER TOTAL FURNITURE & FIXTURES						19,179.				19,179.	19,179.		0.	19,179.
	MACHINERY & EQUIPMENT														
422	IRRIGATION SYSTEM	07/19/99	150DB	15.00	HY	17	66,048.				66,048.	66,048.		0.	66,048.
423	GOLF IRRIGATION SYSTEM	11/30/01	SL	39.00		16	887,494.				887,494.	389,692.		22,756.	412,448.
425	TURBINE PUMP STATION	04/20/06	150DB	15.00	HY	17	74,769.				74,769.	63,878.		4,356.	68,234.

2019 DEPRECIATION AND AMORTIZATION REPORT

OTHER DEPRECIATION

OTHER

Asset No.	Description	Date Acquired	Method	Life	Conv	Line No.	Unadjusted Cost Or Basis	Bus % Excl	Section 179 Expense	* Reduction In Basis	Basis For Depreciation	Beginning Accumulated Depreciation	Current Sec 179 Expense	Current Year Deduction	Ending Accumulated Depreciation
426	IRRIGATION	10/19/06	150DB	15.00		HY17	25,450.				25,450.	21,544.		1,562.	23,106.
431	TENNIS STORAGE SHED	08/31/96	150DB	15.00		HY17	13,377.				13,377.	13,377.		0.	13,377.
432	RACQUET RE-STRINGER MACHINE	03/10/99	200DB	7.00		HY17	1,179.				1,179.	1,095.		0.	1,095.
433	(D)TENNIS COURT FURNITURE	07/21/99	200DB	7.00		HY17	4,400.				4,400.	4,028.		0.	4,028.
435	SERVICE ACE ALLOY	01/21/00	200DB	7.00		HY17	8,750.				8,750.	8,039.		0.	8,039.
436	TENNIS FURNITURE	08/04/00	200DB	7.00		HY17	5,089.				5,089.	4,675.		0.	4,675.
437	TENNIS FURNITURE-24	07/10/02	200DB	7.00		HY17	2,766.				2,766.	2,766.		0.	2,766.
438	TENNIS FURNITURE- 6 TABLES	07/10/02	200DB	7.00		HY17	1,407.				1,407.	1,407.		0.	1,407.
442	TENNIS KIOCKS	06/10/04	200DB	7.00		HY17	17,467.				17,467.	17,467.		0.	17,467.
443	240 LINEAR FEET OF CHANNEL DRAIN	05/31/05	200DB	7.00		HY17	4,318.				4,318.	4,318.		0.	4,318.
445	2-TON TRANE	02/23/06	200DB	7.00		HY17	30,595.				30,595.	30,595.		0.	30,595.
446	FENCING ON COURTS	02/28/06	150DB	15.00		HY17	3,797.				3,797.	3,518.		112.	3,630.
447	6 WINDS SCREENS	04/30/06	200DB	7.00		HY17	57,280.				57,280.	57,280.		0.	57,280.
448	POOL DECK REPAIR	04/19/06	150DB	15.00		HY17	1,422.				1,422.	1,308.		46.	1,354.
450	COURT PAC ROLLER '48	01/31/07	200DB	5.00		HY17	6,495.				6,495.	6,495.		0.	6,495.
453	TROPITONE LOUNGE CHAIRS (20)	04/07/08	200DB	7.00		HY17	3,327.				3,327.	3,327.		0.	3,327.
455	POOL DECK REPAIR	04/19/06	150DB	15.00		HY17	5,750.				5,750.	4,912.		335.	5,247.
470	EAST COAST EQUIPMENT	04/30/09	150DB	7.00		HY17	26,750.				26,750.	26,750.		0.	26,750.

2019 DEPRECIATION AND AMORTIZATION REPORT

OTHER DEPRECIATION

OTHER

Asset No.	Description	Date Acquired	Method	Life	Conv	Line No.	Unadjusted Cost Or Basis	Bus % Excl	Section 179 Expense	* Reduction In Basis	Basis For Depreciation	Beginning Accumulated Depreciation	Current Sec 179 Expense	Current Year Deduction	Ending Accumulated Depreciation
471	SMITH TURF & IRRIGATION	05/28/09	150DB	7.00		HY17	28,456.				28,456.	28,456.		0.	28,456.
472	SMITH TURF & IRRIGATION	05/28/09	150DB	7.00		HY17	17,148.				17,148.	17,148.		0.	17,148.
475	SHOWTURF	07/13/09	150DB	7.00		HY17	5,800.				5,800.	5,800.		0.	5,800.
484	TENNIS AND POOL EQUIPMENT	07/17/09	150DB	7.00		HY17	3,483.				3,483.	3,483.		0.	3,483.
487	TENNIS EQUIPMENT	03/31/09	150DB	7.00		HY17	22,057.				22,057.	22,057.		0.	22,057.
	* OTHER TOTAL MACHINERY & EQUIPMENT						1,324,874.				1,324,874.	809,463.		29,167.	838,630.
	LAND														
8	STORM DRAINAGE	06/30/87	L				174,000.				174,000.			0.	
9	SIDEWALKS	06/30/87	L				5,000.				5,000.			0.	
10	RETAINING WALLS	06/30/87	L				70,000.				70,000.			0.	
11	LAND ALONG HIGHWAY 278	11/02/99	L				310,000.				310,000.			0.	
12	TENNIS COURTS	10/30/01	SL	39.00		16	91,488.				91,488.	40,371.		2,346.	42,717.
13	IRRIGATION SYSTEM TENNIS COURTS	07/18/02	150DB	15.00		HY17	13,045.				13,045.	13,045.		0.	13,045.
14	GRADING-TENNIS COURTS	09/30/02	150DB	15.00		HY17	8,642.				8,642.	8,642.		0.	8,642.
15	BOOSTER WATERPUMP	07/19/02	150DB	15.00		HY17	1,064.				1,064.	1,064.		0.	1,064.
16	NURSERY GREEN	07/30/03	150DB	15.00		HY17	3,700.				3,700.	3,700.		0.	3,700.
17	DEER FENCE	03/31/06	150DB	15.00		HY17	1,500.				1,500.	1,287.		85.	1,372.
18	EMERGENCY ENTERANCE	04/30/06	150DB	15.00		HY17	4,720.				4,720.	4,032.		275.	4,307.

2019 DEPRECIATION AND AMORTIZATION REPORT

OTHER DEPRECIATION

OTHER

Asset No.	Description	Date Acquired	Method	Life	Conv	Line No.	Unadjusted Cost Or Basis	Bus % Excl	Section 179 Expense	* Reduction In Basis	Basis For Depreciation	Beginning Accumulated Depreciation	Current Sec 179 Expense	Current Year Deduction	Ending Accumulated Depreciation
19	STORMWATER DRAINAGE	12/31/06	SL	25.00		HY17	27,075.				27,075.	13,131.		1,083.	14,214.
20	NEW SURFACE ON COURTS #7 AND #8	01/31/07	150DB	15.00		HY17	11,995.				11,995.	9,516.		708.	10,224.
21	70-IRRIGATION ADDITION	05/31/07	150DB	15.00		HY17	95,074.				95,074.	75,425.		5,614.	81,039.
23	TENNIS VIEWING AREA AT #7 AND #8	06/12/07	150DB	15.00		HY17	7,615.				7,615.	6,042.		449.	6,491.
24	TENNIS COURT #9 AND #10	09/22/07	150DB	15.00		HY17	52,691.				52,691.	41,801.		3,111.	44,912.
25	STORMWATER DRAINAGE	09/26/07	150DB	15.00		HY17	6,118.				6,118.	4,853.		361.	5,214.
26	LIFT TENNIS COURTS #5 & 6	01/28/08	150DB	15.00		HY17	17,500.				17,500.	13,034.		992.	14,026.
189	LANDSCAPING	06/30/87	L				362,000.				362,000.			0.	
190	FARM LAND	06/30/87	L				2,800.				2,800.			0.	
191	FENCES	06/30/87	L				37,000.				37,000.			0.	
192	TENNIS COURTS	06/30/87	L				130,000.				130,000.			0.	
193	CURBS AND GUTTERS	06/30/87	L				24,000.				24,000.			0.	
194	LIGHTING AND ELECTRICAL IMPROVEMENTS	06/30/87	L				60,000.				60,000.			0.	
195	SIGNAGE	06/30/87	L				25,000.				25,000.			0.	
755	REFRIGERATED CHEF BASE	10/31/16	200DB	7.00		HY17	9,441.				9,441.	5,312.		1,180.	6,492.
	* OTHER TOTAL LAND						1,551,468.				1,551,468.	241,255.		16,204.	257,459.
	ROADS AND BRIDGES														
205	ROADS	06/30/87	L				1,428,570.				1,428,570.			0.	

2019 DEPRECIATION AND AMORTIZATION REPORT

OTHER DEPRECIATION

OTHER

Asset No.	Description	Date Acquired	Method	Life	C o n v	Line No.	Unadjusted Cost Or Basis	Bus % Excl	Section 179 Expense	* Reduction In Basis	Basis For Depreciation	Beginning Accumulated Depreciation	Current Sec 179 Expense	Current Year Deduction	Ending Accumulated Depreciation
206	PARKING LOT IMPROVEMENTS	06/30/87	L				50,000.				50,000.			0.	
207	BRIDGES	06/30/87	L				19,000.				19,000.			0.	
208	PARKING LOT IMPROVEMENTS	06/30/94	150DB	15.00		HY17	16,608.				16,608.	16,608.		0.	16,608.
209	PARKING LOT IMPROVEMENTS	01/24/97	150DB	15.00		HY17	50,026.				50,026.	50,026.		0.	50,026.
210	ROAD IMPROVEMENTS	07/16/98	150DB	15.00		HY17	217,309.				217,309.	217,309.		0.	217,309.
211	ROAD IMPROVEMENTS	11/17/99	150DB	15.00		HY17	87,721.				87,721.	87,721.		0.	87,721.
212	PARKING LOT IMPROVEMENTS	01/23/01	150DB	15.00		HY17	76,288.				76,288.	76,288.		0.	76,288.
213	PAVING SAND STORAGE AREA	08/30/01	150DB	15.00		HY17	23,827.				23,827.	23,827.		0.	23,827.
214	LANDSCAPING	07/30/02	150DB	15.00		HY17	2,044.				2,044.	2,044.		0.	2,044.
215	PARKING RENOVATIONS	08/12/02	150DB	15.00		HY17	53,452.				53,452.	53,452.		0.	53,452.
216	TENNIS PARKING LOT	02/14/03	200DB	5.00		HY17	3,315.				3,315.	3,315.		0.	3,315.
217	RESUFACING OF ROADS	09/10/03	150DB	15.00		HY17	99,985.				99,985.	99,985.		0.	99,985.
218	WALKWAY REPAIRS	06/18/03	150DB	15.00		HY17	4,053.				4,053.	4,053.		0.	4,053.
219	TENNIS PARKING LOT LIGHTING	01/15/04	150DB	15.00		HY17	13,353.				13,353.	12,959.		394.	13,353.
220	DOCK PARKING PAD	08/11/04	150DB	15.00		HY17	12,000.				12,000.	11,646.		354.	12,000.
221	STREET RESURFACING	09/30/04	150DB	15.00		HY17	111,706.				111,706.	108,408.		3,298.	111,706.
222	TENNIS CART PATH RELOCATION	08/31/05	150DB	15.00		HY17	6,969.				6,969.	6,352.		411.	6,763.
223	LANDSCAPE UPGRADES	03/31/06	150DB	15.00		HY17	38,904.				38,904.	33,418.		2,194.	35,612.

2019 DEPRECIATION AND AMORTIZATION REPORT

OTHER DEPRECIATION

OTHER

Asset No.	Description	Date Acquired	Method	Life	C o n v	Line No.	Unadjusted Cost Or Basis	Bus % Excl	Section 179 Expense	* Reduction In Basis	Basis For Depreciation	Beginning Accumulated Depreciation	Current Sec 179 Expense	Current Year Deduction	Ending Accumulated Depreciation
224	SEAL COAT, POOL PARKING	08/31/06	150DB	15.00		HY17	20,030.				20,030.	17,034.		1,198.	18,232.
225	FRONT ENTRANCE WIDEN EGRESS	04/30/07	150DB	15.00		HY17	162,233.				162,233.	130,866.		8,962.	139,828.
226	FRONT GATE	04/30/07	150DB	15.00		HY17	11,614.				11,614.	9,215.		685.	9,900.
227	SEAL COAT ADMIN OFFICE	04/23/07	150DB	15.00		HY17	2,600.				2,600.	2,063.		153.	2,216.
228	CONCRETE SLAB	04/20/07	150DB	15.00		HY17	12,410.				12,410.	9,846.		733.	10,579.
229	LONG COVE TURNBRIDGE DR LANDSCAPE UPGRADES	01/18/07	150DB	15.00		HY17	1,528.				1,528.	1,212.		90.	1,302.
230	HILTON HEAD SIGNAGE	02/28/07	150DB	15.00		HY17	352.				352.	280.		21.	301.
	* OTHER TOTAL - ROADS AND BRIDGES						2,525,897.				2,525,897.	977,927.		18,493.	996,420.
	COMMUNITY SERVICE ASSETS														
234	FUEL TANK	06/30/94	200DB	7.00		HY17	7,310.				7,310.	7,310.		0.	7,310.
235	HOOVER MAINTENANCE SHED	09/20/95	150DB	15.00		HY17	16,197.				16,197.	16,197.		0.	16,197.
236	2 SECTIONAL STEEL DOORS	01/24/96	200DB	7.00		HY17	1,250.				1,250.	1,165.		0.	1,165.
237	GROUNDS EQUIPMENT	03/22/96	200DB	7.00		HY17	2,600.				2,600.	2,422.		0.	2,422.
241	CHARLESTON FORD TRACTOR	02/06/01	200DB	7.00		HY17	16,536.				16,536.	15,192.		0.	15,192.
245	2004 FORD RANGER TRUCK	01/02/04	200DB	5.00		HY17	17,649.				17,649.	17,649.		0.	17,649.
249	CARLTON MODEL 2012 CHIPPER AND STUMP GRINDER	03/17/05	200DB	5.00		HY17	37,707.				37,707.	37,707.		0.	37,707.
255	CARGO TRAILER	09/08/05	200DB	5.00		HY17	4,161.				4,161.	4,161.		0.	4,161.
258	2 TURF II	02/23/06	200DB	7.00		HY17	13,621.				13,621.	13,621.		0.	13,621.

2019 DEPRECIATION AND AMORTIZATION REPORT

OTHER DEPRECIATION

OTHER

Asset No.	Description	Date Acquired	Method	Life	C o n v	Line No.	Unadjusted Cost Or Basis	Bus % Excl	Section 179 Expense	* Reduction In Basis	Basis For Depreciation	Beginning Accumulated Depreciation	Current Sec 179 Expense	Current Year Deduction	Ending Accumulated Depreciation
259	2007 E250 CARGO ECONOLINE VAN	01/16/07	200DB	5.00		HY17	24,047.				24,047.	24,047.		0.	24,047.
261	TURF II 11HP	02/08/07	200DB	5.00		HY17	7,623.				7,623.	7,623.		0.	7,623.
262	ROTARY TILLER FOR THE TRACTOR	04/12/07	200DB	5.00		HY17	3,531.				3,531.	3,531.		0.	3,531.
	* OTHER TOTAL - COMMUNITY SERVICE ASSETS						152,232.				152,232.	150,625.		0.	150,625.
	LAGOON IMPROVEMENTS														
268	LAGOON IMPROVEMENTS	12/31/03	150DB	15.00		HY17	31,036.				31,036.	31,036.		0.	31,036.
269	DRAINAGE IMPROVEMENTS	12/31/04	150DB	15.00		HY17	5,035.				5,035.	4,886.		149.	5,035.
270	LAGOON PUMP	12/30/04	150DB	15.00		HY17	25,004.				25,004.	24,266.		738.	25,004.
271	DRAINAGE IMPROVEMENTS	11/17/05	150DB	15.00		HY17	31,725.				31,725.	28,915.		1,873.	30,788.
272	AIR DUFUSSER SYSTEM	05/18/06	200DB	7.00		HY17	7,126.				7,126.	7,126.		0.	7,126.
273	LAGOON PIPING BETWEEN #8, #9	12/21/07	150DB	15.00		HY17	13,598.				13,598.	10,789.		803.	11,592.
274	ENGINEERING STUDY OF RESTORATION OF LAGOON	12/31/08	150DB	15.00		HY17	292,057.				292,057.	211,388.		17,926.	229,314.
500	LAGOON IMPROVEMENTS	12/23/09	150DB	15.00		HY17	58,311.				58,311.	39,373.		3,443.	42,816.
	* OTHER TOTAL - LAGOON IMPROVEMENTS						463,892.				463,892.	357,779.		24,932.	382,711.
	CLUBHOUSE EQUIPMENT														
279	CUSTOM PORTABLE BAR	06/30/04	200DB	7.00		HY17	6,294.				6,294.	6,294.		0.	6,294.
289	SET SILVER CHAFER PANS	07/31/08	200DB	7.00		HY17	6,342.				6,342.	6,342.		0.	6,342.
464	CLUBHOUSE EQUIPMENT	02/28/09	150DB	7.00		HY17	4,519.				4,519.	4,519.		0.	4,519.

2019 DEPRECIATION AND AMORTIZATION REPORT

OTHER DEPRECIATION

OTHER

Asset No.	Description	Date Acquired	Method	Life	Conv	Line No.	Unadjusted Cost Or Basis	Bus % Excl	Section 179 Expense	* Reduction In Basis	Basis For Depreciation	Beginning Accumulated Depreciation	Current Sec 179 Expense	Current Year Deduction	Ending Accumulated Depreciation
	* OTHER TOTAL - CLUBHOUSE EQUIPMENT						17,155.				17,155.	17,155.		0.	17,155.
	GOLF COURSE IMPROVEMENTS														
292	GOLF COURSE IMPROVEMENTS	06/30/87	L				933,000.				933,000.			0.	
303	FERTILIZATION SYSTEM	12/31/94	150DB	15.00		HY17	6,000.				6,000.	6,000.		0.	6,000.
305	GOLF MAINTENANCE LOCKER	04/29/98	150DB	15.00		HY17	5,268.				5,268.	5,268.		0.	5,268.
309	GOLF COURSE IMPROVEMENTS	06/30/89	150DB	15.00		HY17	16,537.				16,537.	14,957.		0.	14,957.
321	PRATICE FACILITY UPGRADES	09/15/04	150DB	15.00		HY17	22,030.				22,030.	21,380.		650.	22,030.
323	CABINETS FOR #16 RESTROOM	08/31/05	200DB	7.00		HY17	1,030.				1,030.	1,030.		0.	1,030.
324	GOLF COURSE BRIDGE HANDRAILS	05/18/06	150DB	15.00		HY17	11,500.				11,500.	9,824.		670.	10,494.
325	CROSSTIE CURBING - CART PATHS	07/31/06	150DB	15.00		HY17	35,063.				35,063.	29,819.		2,098.	31,917.
326	RESTROOM RENOVATION	07/31/06	SL	39.00		16	143,643.				143,643.	45,884.		3,683.	49,567.
331	REFURBISH #15 HALFWAY HOUSE	08/31/07	200DB	7.00		HY17	7,800.				7,800.	7,800.		0.	7,800.
495	GOLF COURSE IRRIGATION SYSTEM	08/27/09	150DB	15.00		HY17	10,216.				10,216.	6,898.		603.	7,501.
497	RENOVATION OF WASTE BUNKERS	09/18/09	SL	15.00		HY17	94,986.				94,986.	60,154.		6,332.	66,486.
498	DOG PARK	12/09/09	150DB	15.00		HY17	8,125.				8,125.	5,488.		479.	5,967.
	* OTHER TOTAL - GOLF COURSE IMPROVEMENTS						1,295,198.				1,295,198.	214,502.		14,515.	229,017.
	GOLF AND OUTDOOR EQUIPMENT														
333	2 GRINDING MACHINES	02/28/95	200DB	7.00		HY17	21,033.				21,033.	20,229.		0.	20,229.

2019 DEPRECIATION AND AMORTIZATION REPORT

OTHER DEPRECIATION

OTHER

Asset No.	Description	Date Acquired	Method	Life	C o n v	Line No.	Unadjusted Cost Or Basis	Bus % Excl	Section 179 Expense	* Reduction In Basis	Basis For Depreciation	Beginning Accumulated Depreciation	Current Sec 179 Expense	Current Year Deduction	Ending Accumulated Depreciation
334	6 BELVEDERE 5 BENCHES	02/26/97	200DB	7.00		HY17	2,694.				2,694.	2,475.		0.	2,475.
335	RYAN MATTAWAY & SOD CUTTER	05/31/99	200DB	5.00		HY17	5,906.				5,906.	5,562.		0.	5,562.
337	DEREK WEAVER GOLF LIFT	01/17/01	200DB	7.00		HY17	5,445.				5,445.	5,002.		0.	5,002.
338	JACOBSEN TRIKING	09/30/01	200DB	7.00		HY17	6,000.				6,000.	5,512.		0.	5,512.
341	DITCH WITCH	01/30/91	200DB	7.00		HY17	8,200.				8,200.	8,200.		0.	8,200.
343	EASY PICKER RANGE SLED	03/14/03	200DB	5.00		HY17	1,550.				1,550.	1,550.		0.	1,550.
344	COMPRESSOR	06/30/03	200DB	5.00		HY17	1,975.				1,975.	1,975.		0.	1,975.
356	VERMEER ROOT	10/22/04	200DB	5.00		HY17	9,000.				9,000.	9,000.		0.	9,000.
359	PLANETAIR TOW AREATOR	03/23/05	200DB	5.00		HY17	22,575.				22,575.	22,575.		0.	22,575.
361	TORO TOPDRESSER 1800	04/08/05	200DB	5.00		HY17	4,903.				4,903.	4,903.		0.	4,903.
365	DUMP TRUCK	06/28/05	200DB	5.00		HY17	26,854.				26,854.	26,854.		0.	26,854.
371	2 TORO VERTICAL MOWER ATTACHEMENTS	07/31/05	200DB	5.00		HY17	8,606.				8,606.	8,606.		0.	8,606.
375	8-TRAILERS	09/30/05	200DB	5.00		HY17	3,984.				3,984.	3,984.		0.	3,984.
376	PRO CORE 648	03/02/06	200DB	7.00		HY17	20,233.				20,233.	20,233.		0.	20,233.
379	14 RINOWOOD 10 GAL TRASH ENCLOSURES	06/30/06	200DB	7.00		HY17	3,628.				3,628.	3,628.		0.	3,628.
380	14 RINOWOOD 10 GAL TRASH ENCLOSURES	06/30/06	200DB	7.00		HY17	2,076.				2,076.	2,076.		0.	2,076.
381	RINOWOOD TAIL DIVOT MIZ CONTAINER	06/30/06	200DB	7.00		HY17	1,037.				1,037.	1,037.		0.	1,037.
382	RINOWOOD TAIL DIVOT MIZ BOXES	11/12/06	200DB	7.00		HY17	1,891.				1,891.	1,891.		0.	1,891.

2019 DEPRECIATION AND AMORTIZATION REPORT

OTHER DEPRECIATION

OTHER

Asset No.	Description	Date Acquired	Method	Life	C o n v	Line No.	Unadjusted Cost Or Basis	Bus % Excl	Section 179 Expense	* Reduction In Basis	Basis For Depreciation	Beginning Accumulated Depreciation	Current Sec 179 Expense	Current Year Deduction	Ending Accumulated Depreciation
383	RM 3100-D SIDEWINDER	10/26/06	200DB	7.00		HY17	5,250.				5,250.	5,250.		0.	5,250.
388	9-BALL WASHER ASSEMBLIES	01/31/07	200DB	5.00		HY17	3,509.				3,509.	3,509.		0.	3,509.
389	2007 4X2 ZL CAB RANGER	01/16/07	200DB	5.00		HY17	16,876.				16,876.	16,876.		0.	16,876.
390	WATER COOLER ON PRACTICE RANGE	02/28/07	200DB	5.00		HY17	2,519.				2,519.	2,519.		0.	2,519.
391	8 BAG STANDS FOR PRATICE RANGE AND 2 BENCHES	02/28/07	200DB	5.00		HY17	4,951.				4,951.	4,951.		0.	4,951.
393	1 TRU SURFACE VIBE V VIBRATOR	03/14/07	200DB	5.00		HY17	7,376.				7,376.	7,376.		0.	7,376.
396	TORO 648 AERIFIER	03/08/07	200DB	5.00		HY17	21,232.				21,232.	21,232.		0.	21,232.
397	1-500 GAL FLAT BOTTOM FERTIGATION TANK	05/31/07	200DB	5.00		HY17	700.				700.	700.		0.	700.
398	4WD TRACTOR W/FRONT END LOADER	09/14/07	200DB	5.00		HY17	16,377.				16,377.	16,377.		0.	16,377.
399	PICKER, 3 GANG SPLIT HI-RISE	10/26/07	200DB	5.00		HY17	1,776.				1,776.	1,776.		0.	1,776.
400	TRUTURF RS 48 ROLLER/SPIKER	05/05/08	200DB	5.00		HY17	14,710.				14,710.	14,710.		0.	14,710.
406	DAKOTA 410	07/01/08	200DB	5.00		HY17	10,651.				10,651.	10,651.		0.	10,651.
	* OTHER TOTAL - GOLF AND OUTDOOR EQUIPMENT						263,517.				263,517.	261,219.		0.	261,219.
	SECURITY AND GOLF CARTS														
421	GASESURE PASS SOFTWARE	12/31/08		36M		43	26,904.				26,904.	26,904.		0.	26,904.
477	(D)NEW GOLF CARTS	01/20/09	150DB	5.00		HY17	4,141.				4,141.	4,141.		0.	4,141.
478	SECURITY EQUIPMENT	02/05/09	150DB	7.00		HY17	1,745.				1,745.	1,745.		0.	1,745.
479	SECURITY EQUIPMENT	04/13/09	150DB	7.00		HY17	26,370.				26,370.	26,370.		0.	26,370.

2019 DEPRECIATION AND AMORTIZATION REPORT

OTHER DEPRECIATION

OTHER

Asset No.	Description	Date Acquired	Method	Life	Conv	Line No.	Unadjusted Cost Or Basis	Bus % Excl	Section 179 Expense	* Reduction In Basis	Basis For Depreciation	Beginning Accumulated Depreciation	Current Sec 179 Expense	Current Year Deduction	Ending Accumulated Depreciation
480	SECURITY EQUIPMENT	04/24/09	150DB	7.00		HY17	632.				632.	632.		0.	632.
481	SECURITY EQUIPMENT	04/30/09	150DB	7.00		HY17	1,122.				1,122.	1,122.		0.	1,122.
482	SECURITY EQUIPMENT	05/31/09	150DB	7.00		HY17	1,303.				1,303.	1,303.		0.	1,303.
483	SECURITY EQUIPMENT	06/01/09	150DB	7.00		HY17	6,146.				6,146.	6,146.		0.	6,146.
	* OTHER TOTAL - SECURITY AND GOLF CARTS						68,363.				68,363.	68,363.		0.	68,363.
501	DOCK	01/31/09	150DB	15.00		HY17	548.				548.	369.		33.	402.
502	DOCK IMPROVEMENT	01/06/09	150DB	15.00		HY17	191,533.				191,533.	129,330.		11,310.	140,640.
503	DOCK IMPROVEMENT	01/21/09	150DB	15.00		HY17	1,771.				1,771.	1,196.		105.	1,301.
504	DOCK IMPROVEMENT	01/26/09	150DB	15.00		HY17	162,845.				162,845.	109,959.		9,616.	119,575.
505	DOCK IMPROVEMENT	02/27/09	150DB	15.00		HY17	243,594.				243,594.	164,482.		14,384.	178,866.
506	DOCK IMPROVEMENT	03/31/09	150DB	15.00		HY17	243,262.				243,262.	164,261.		14,364.	178,625.
507	DOCK IMPROVEMENT	04/20/09	150DB	15.00		HY17	13,808.				13,808.	9,323.		815.	10,138.
508	DOCK IMPROVEMENT	06/30/09	150DB	15.00		HY17	800.				800.	539.		47.	586.
509	DOCK IMPROVEMENT	06/30/09	150DB	15.00		HY17	1,860.				1,860.	1,257.		110.	1,367.
	* OTHER TOTAL - SECURITY AND GOLF CARTS						860,021.				860,021.	580,716.		50,784.	631,500.
	MARINA AND DOCKS														
72	SEWER LINE	02/05/93	200DB	7.00		HY17	7,738.				7,738.	7,738.		0.	7,738.
75	KAYAK STORAGE SHED	12/31/01	150DB	15.00		HY17	15,686.				15,686.	15,686.		0.	15,686.

2019 DEPRECIATION AND AMORTIZATION REPORT

OTHER DEPRECIATION

OTHER

Asset No.	Description	Date Acquired	Method	Life	Conv	Line No.	Unadjusted Cost Or Basis	Bus % Excl	Section 179 Expense	* Reduction In Basis	Basis For Depreciation	Beginning Accumulated Depreciation	Current Sec 179 Expense	Current Year Deduction	Ending Accumulated Depreciation
76	IRRIGATION SYSTEM DOCKS	12/31/01	150DB	15.00		HY17	17,000.				17,000.	17,000.		0.	17,000.
80	DOCK LIGHTING	07/13/06	200DB	7.00		HY17	3,424.				3,424.	3,424.		0.	3,424.
81	DOCK RESTROOM	07/31/06	SL	39.00		16	192,097.				192,097.	61,370.		4,926.	66,296.
	* OTHER TOTAL - MARINA AND DOCKS						235,945.				235,945.	105,218.		4,926.	110,144.
	PLAYGROUND AND EQUIPMENT														
133	BASKETBALL COURT	06/07/93	150DB	15.00		HY17	4,362.				4,362.	3,710.		0.	3,710.
134	WATER COOLER	11/30/94	200DB	7.00		HY17	1,533.				1,533.	1,533.		0.	1,533.
135	PLAYGROUND EQUIPMENT	08/16/02	200DB	7.00		HY17	10,026.				10,026.	10,026.		0.	10,026.
137	PERGOLAS AND SIGNAGE	04/30/06	150DB	15.00		HY17	10,075.				10,075.	8,608.		587.	9,195.
138	IRRIGATION SYSTEM	05/31/06	150DB	15.00		HY17	3,600.				3,600.	3,076.		210.	3,286.
139	36-STOP SIGN POST	01/22/07	150DB	15.00		HY17	597.				597.	473.		35.	508.
	* OTHER TOTAL - PLAYGROUND AND EQUIPMENT						30,193.				30,193.	27,426.		832.	28,258.
	COMMUNICATION SYSTEMS														
	AUDIO/VISUAL EQUIPMENT														
143	CLUBHOUSE	11/19/03	200DB	5.00		HY17	2,940.				2,940.	2,940.		0.	2,940.
496	TELEPHONE	01/30/09	150DB	7.00		HY17	1,836.				1,836.	1,836.		0.	1,836.
	* OTHER TOTAL - COMMUNICATION SYSTEMS						4,776.				4,776.	4,776.		0.	4,776.
	OFFICE FURNISHINGS														
149	LIGHT FIXTURES	11/10/93	200DB	7.00		HY17	881.				881.	881.		0.	881.

2019 DEPRECIATION AND AMORTIZATION REPORT

OTHER DEPRECIATION

OTHER

Asset No.	Description	Date Acquired	Method	Life	Conv	Line No.	Unadjusted Cost Or Basis	Bus % Excl	Section 179 Expense	* Reduction In Basis	Basis For Depreciation	Beginning Accumulated Depreciation	Current Sec 179 Expense	Current Year Deduction	Ending Accumulated Depreciation
150	OFFICE FURNITURE	10/31/02	200DB	7.00		HY17	1,449.				1,449.	1,449.		0.	1,449.
151	JONAS SOFTWARE	10/22/02	200DB	5.00		HY17	52,629.				52,629.	48,809.		0.	48,809.
153	COMPUTER EQUIPMENT	12/16/02	200DB	5.00		HY17	1,558.				1,558.	1,437.		0.	1,437.
157	GROUP III ADMIN FURNITURE	05/22/03	200DB	7.00		HY17	310.				310.	310.		0.	310.
159	CONFERENCE ROOM FURNITURE	09/24/03	200DB	7.00		HY17	9,890.				9,890.	9,890.		0.	9,890.
160	GM OFFICE FURNITURE	01/18/04	200DB	7.00		HY17	2,252.				2,252.	2,252.		0.	2,252.
162	JONAS PAP MODULE	03/01/04	200DB	5.00		HY17	1,575.				1,575.	1,575.		0.	1,575.
163	LANDSCAPE SOFTWARE AND PRINTER	06/30/04	200DB	5.00		HY17	3,594.				3,594.	3,594.		0.	3,594.
164	(D)RECEPTION WORKSTATION AND SEATING	09/30/04	200DB	5.00		HY17	4,174.				4,174.	4,174.		0.	4,174.
167	(D)DELL DESKTOP	04/30/06	200DB	5.00		HY17	2,330.				2,330.	2,330.		0.	2,330.
168	VECTORPRO	05/31/06		60M		43	2,995.				2,995.	2,995.		0.	2,995.
	* OTHER TOTAL - OFFICE FURNISHINGS						83,637.				83,637.	79,696.		0.	79,696.
	ROADS AND BRIDGES														
202	DESK & SHELVES	04/07/04	200DB	7.00		HY17	2,138.				2,138.	2,138.		0.	2,138.
204	VARIOUS DISPLAY RACKS	06/30/08	200DB	7.00		HY17	6,872.				6,872.	6,872.		0.	6,872.
488	CART PATH REPAVING	07/17/09	150DB	15.00		HY17	1,520.				1,520.	1,027.		90.	1,117.
489	CART PATH REPAVING	07/28/09	150DB	15.00		HY17	1,177.				1,177.	795.		69.	864.
490	CART PATH REPAVING	07/31/09	150DB	15.00		HY17	2,116.				2,116.	1,430.		125.	1,555.

2019 DEPRECIATION AND AMORTIZATION REPORT

OTHER DEPRECIATION

OTHER

Asset No.	Description	Date Acquired	Method	Life	Conv	Line No.	Unadjusted Cost Or Basis	Bus % Excl	Section 179 Expense	* Reduction In Basis	Basis For Depreciation	Beginning Accumulated Depreciation	Current Sec 179 Expense	Current Year Deduction	Ending Accumulated Depreciation
491	CART PATH PAVING	08/27/09	150DB	15.00		HY17	6,216.				6,216.	4,197.		367.	4,564.
492	CART PATH PAVING	09/09/09	150DB	15.00		HY17	4,202.				4,202.	2,836.		248.	3,084.
493	CART PATH PAVING	09/18/09	150DB	15.00		HY17	242,128.				242,128.	163,492.		14,297.	177,789.
494	CART PATH PAVING	10/22/09	150DB	15.00		HY17	4,300.				4,300.	2,905.		254.	3,159.
	* OTHER TOTAL - ROADS AND BRIDGES						270,669.				270,669.	185,692.		15,450.	201,142.
	* GRAND TOTAL OTHER DEPR & AMORT						30916316.				30916316.	9,485,743.		1,184,659.	10670402.
	CURRENT YEAR ACTIVITY														
	BEGINNING BALANCE						29569326.		0.	0.	29569326.	9,485,743.			10634457.
	ACQUISITIONS						1,346,990.		0.	0.	1,346,990.	0.			35,945.
	DISPOSITIONS/RETIRED						150,989.		0.	0.	150,989.	120,776.			126,437.
	ENDING BALANCE						30765327.		0.	0.	30765327.	9,364,967.			10543965.

Sales of Business Property
 (Also Involuntary Conversions and Recapture Amounts Under Sections 179 and 280F(b)(2))

▶ Attach to your tax return.
 ▶ Go to www.irs.gov/Form4797 for instructions and the latest information.

Name(s) shown on return LONG COVE CLUB OWNER'S ASSOCIATION INC.	Identifying number 57-0752304
---	---

1 Enter the gross proceeds from sales or exchanges reported to you for 2019 on Form(s) 1099-B or 1099-S (or substitute statement) that you are including on line 2, 10, or 20. See instructions **1**

Part I Sales or Exchanges of Property Used in a Trade or Business and Involuntary Conversions From Other Than Casualty or Theft - Most Property Held More Than 1 Year (see instructions)

(a) Description of property	(b) Date acquired (mo., day, yr.)	(c) Date sold (mo., day, yr.)	(d) Gross sales price	(e) Depreciation allowed or allowable since acquisition	(f) Cost or other basis, plus improvements and expense of sale	(g) Gain or (loss) Subtract (f) from the sum of (d) and (e)
2						
STATEMENT 16				65,721.	90,273.	-24,552.
3 Gain, if any, from Form 4684, line 39						3
4 Section 1231 gain from installment sales from Form 6252, line 26 or 37						4
5 Section 1231 gain or (loss) from like-kind exchanges from Form 8824						5
6 Gain, if any, from line 32, from other than casualty or theft						6
7 Combine lines 2 through 6. Enter the gain or (loss) here and on the appropriate line as follows						7 -24,552.
<p>Partnerships and S corporations. Report the gain or (loss) following the instructions for Form 1065, Schedule K, line 10, or Form 1120-S, Schedule K, line 9. Skip lines 8, 9, 11, and 12 below.</p> <p>Individuals, partners, S corporation shareholders, and all others. If line 7 is zero or a loss, enter the amount from line 7 on line 11 below and skip lines 8 and 9. If line 7 is a gain and you didn't have any prior year section 1231 losses, or they were recaptured in an earlier year, enter the gain from line 7 as a long-term capital gain on the Schedule D filed with your return and skip lines 8, 9, 11, and 12 below.</p>						
8 Nonrecaptured net section 1231 losses from prior years. See instructions SEE STATEMENT 17						8
9 Subtract line 8 from line 7. If zero or less, enter -0-. If line 9 is zero, enter the gain from line 7 on line 12 below. If line 9 is more than zero, enter the amount from line 8 on line 12 below and enter the gain from line 9 as a long-term capital gain on the Schedule D filed with your return. See instructions						9

Part II Ordinary Gains and Losses (see instructions)

10 Ordinary gains and losses not included on lines 11 through 16 (include property held 1 year or less):

11 Loss, if any, from line 7	11 (24,552.)
12 Gain, if any, from line 7 or amount from line 8, if applicable	12
13 Gain, if any, from line 31	13
14 Net gain or (loss) from Form 4684, lines 31 and 38a	14
15 Ordinary gain from installment sales from Form 6252, line 25 or 36	15
16 Ordinary gain or (loss) from like-kind exchanges from Form 8824	16
17 Combine lines 10 through 16	17 -24,552.
<p>18 For all except individual returns, enter the amount from line 17 on the appropriate line of your return and skip lines a and b below. For individual returns, complete lines a and b below.</p> <p>a If the loss on line 11 includes a loss from Form 4684, line 35, column (b)(ii), enter that part of the loss here. Enter the loss from income-producing property on Schedule A (Form 1040 or Form 1040-SR), line 16. (Do not include any loss on property used as an employee.) Identify as from "Form 4797, line 18a." See instructions</p> <p>b Redetermine the gain or (loss) on line 17 excluding the loss, if any, on line 18a. Enter here and on Schedule 1 (Form 1040 or Form 1040-SR), Part I, line 4</p>	
	18a
	18b

LHA For Paperwork Reduction Act Notice, see separate instructions.

Part III Gain From Disposition of Property Under Sections 1245, 1250, 1252, 1254, and 1255 (see instructions)

19 (a) Description of section 1245, 1250, 1252, 1254, or 1255 property:	(b) Date acquired (mo., day, yr.)	(c) Date sold (mo., day, yr.)
A NEW GOLF CARTS	012009	123119
B RECEPTION WORKSTATION AND SEATING	093004	063019
C DELL DESKTOP	043006	083119
D DELL PRECISION M6500 LAPTOP (MARKETING/MEDIA)	042811	063019

These columns relate to the properties on lines 19A through 19D.		Property A	Property B	Property C	Property D
20	Gross sales price (Note: See line 1 before completing.)	20			
21	Cost or other basis plus expense of sale	21	4,141.	4,174.	2,330.
22	Depreciation (or depletion) allowed or allowable	22	4,141.	4,174.	2,330.
23	Adjusted basis. Subtract line 22 from line 21	23	0.	0.	0.
24	Total gain. Subtract line 23 from line 20	24	0.	0.	0.
25 If section 1245 property:					
a	Depreciation allowed or allowable from line 22	25a	4,141.	4,174.	2,330.
b	Enter the smaller of line 24 or 25a	25b			
26 If section 1250 property: If straight line depreciation was used, enter -0- on line 26g, except for a corporation subject to section 291.					
a	Additional depreciation after 1975	26a			
b	Applicable percentage multiplied by the smaller of line 24 or line 26a	26b			
c	Subtract line 26a from line 24. If residential rental property or line 24 isn't more than line 26a, skip lines 26d and 26e	26c			
d	Additional depreciation after 1969 and before 1976	26d			
e	Enter the smaller of line 26c or 26d	26e			
f	Section 291 amount (corporations only)	26f			
g	Add lines 26b, 26e, and 26f	26g			
27 If section 1252 property: Skip this section if you didn't dispose of farmland or if this form is being completed for a partnership.					
a	Soil, water, and land clearing expenses	27a			
b	Line 27a multiplied by applicable percentage	27b			
c	Enter the smaller of line 24 or 27b	27c			
28 If section 1254 property:					
a	Intangible drilling and development costs, expenditures for development of mines and other natural deposits, mining exploration costs, and depletion	28a			
b	Enter the smaller of line 24 or 28a	28b			
29 If section 1255 property:					
a	Applicable percentage of payments excluded from income under section 126	29a			
b	Enter the smaller of line 24 or 29a	29b			

Summary of Part III Gains. Complete property columns A through D through line 29b before going to line 30.

30	Total gains for all properties. Add property columns A through D, line 24	30	
31	Add property columns A through D, lines 25b, 26g, 27c, 28b, and 29b. Enter here and on line 13	31	
32	Subtract line 31 from line 30. Enter the portion from casualty or theft on Form 4684, line 33. Enter the portion from other than casualty or theft on Form 4797, line 6	32	

Part IV Recapture Amounts Under Sections 179 and 280F(b)(2) When Business Use Drops to 50% or Less

(see instructions)

	(a) Section 179	(b) Section 280F(b)(2)
33	Section 179 expense deduction or depreciation allowable in prior years	33
34	Recomputed depreciation. See instructions	34
35	Recapture amount. Subtract line 34 from line 33. See the instructions for where to report	35

Part III Gain From Disposition of Property Under Sections 1245, 1250, 1252, 1254, and 1255 (see instructions)		(b) Date acquired (mo., day, yr.)	(c) Date sold (mo., day, yr.)
19 (a) Description of section 1245, 1250, 1252, 1254, or 1255 property:			
A	30 MICROSOFT LICENSES/1 OMNIPLEX 980 DESKTOP	052611	063019
B	DELL PC	010112	083119
C	SERVERS, INSTALLATION & DATA MIGRATION	032912	063019
D	DELL PC	040612	083119

These columns relate to the properties on lines 19A through 19D.		Property A	Property B	Property C	Property D
20	Gross sales price (Note: See line 1 before completing.)	20			
21	Cost or other basis plus expense of sale	21	14,607.	1,372.	27,873.
22	Depreciation (or depletion) allowed or allowable	22	14,607.	1,372.	27,873.
23	Adjusted basis. Subtract line 22 from line 21	23	0.	0.	0.
24	Total gain. Subtract line 23 from line 20	24	0.	0.	0.
25 If section 1245 property:					
a	Depreciation allowed or allowable from line 22	25a	14,607.	1,372.	27,873.
b	Enter the smaller of line 24 or 25a	25b			
26 If section 1250 property: If straight line depreciation was used, enter -0- on line 26g, except for a corporation subject to section 291.					
a	Additional depreciation after 1975	26a			
b	Applicable percentage multiplied by the smaller of line 24 or line 26a	26b			
c	Subtract line 26a from line 24. If residential rental property or line 24 isn't more than line 26a, skip lines 26d and 26e	26c			
d	Additional depreciation after 1969 and before 1976	26d			
e	Enter the smaller of line 26c or 26d	26e			
f	Section 291 amount (corporations only)	26f			
g	Add lines 26b, 26e, and 26f	26g			
27 If section 1252 property: Skip this section if you didn't dispose of farmland or if this form is being completed for a partnership.					
a	Soil, water, and land clearing expenses	27a			
b	Line 27a multiplied by applicable percentage	27b			
c	Enter the smaller of line 24 or 27b	27c			
28 If section 1254 property:					
a	Intangible drilling and development costs, expenditures for development of mines and other natural deposits, mining exploration costs, and depletion	28a			
b	Enter the smaller of line 24 or 28a	28b			
29 If section 1255 property:					
a	Applicable percentage of payments excluded from income under section 126	29a			
b	Enter the smaller of line 24 or 29a	29b			

Summary of Part III Gains. Complete property columns A through D through line 29b before going to line 30.

30	Total gains for all properties. Add property columns A through D, line 24	30	
31	Add property columns A through D, lines 25b, 26g, 27c, 28b, and 29b. Enter here and on line 13	31	
32	Subtract line 31 from line 30. Enter the portion from casualty or theft on Form 4684, line 33. Enter the portion from other than casualty or theft on Form 4797, line 6	32	

Part IV Recapture Amounts Under Sections 179 and 280F(b)(2) When Business Use Drops to 50% or Less (see instructions)		(a) Section 179	(b) Section 280F(b)(2)
33	Section 179 expense deduction or depreciation allowable in prior years	33	
34	Recomputed depreciation. See instructions	34	
35	Recapture amount. Subtract line 34 from line 33. See the instructions for where to report	35	

Part III Gain From Disposition of Property Under Sections 1245, 1250, 1252, 1254, and 1255 (see instructions)		(b) Date acquired (mo., day, yr.)	(c) Date sold (mo., day, yr.)
19 (a) Description of section 1245, 1250, 1252, 1254, or 1255 property:			
A	DELL PC	040612	083119
B	DELL PC	042612	083119
C			
D			

These columns relate to the properties on lines 19A through 19D.		Property A	Property B	Property C	Property D
20	Gross sales price (Note: See line 1 before completing.)	20			
21	Cost or other basis plus expense of sale	21	1,380.	1,101.	
22	Depreciation (or depletion) allowed or allowable	22	1,380.	1,101.	
23	Adjusted basis. Subtract line 22 from line 21	23	0.	0.	
24	Total gain. Subtract line 23 from line 20	24	0.	0.	
25 If section 1245 property:					
a	Depreciation allowed or allowable from line 22	25a	1,380.	1,101.	
b	Enter the smaller of line 24 or 25a	25b			
26 If section 1250 property: If straight line depreciation was used, enter -0- on line 26g, except for a corporation subject to section 291.					
a	Additional depreciation after 1975	26a			
b	Applicable percentage multiplied by the smaller of line 24 or line 26a	26b			
c	Subtract line 26a from line 24. If residential rental property or line 24 isn't more than line 26a, skip lines 26d and 26e	26c			
d	Additional depreciation after 1969 and before 1976	26d			
e	Enter the smaller of line 26c or 26d	26e			
f	Section 291 amount (corporations only)	26f			
g	Add lines 26b, 26e, and 26f	26g			
27 If section 1252 property: Skip this section if you didn't dispose of farmland or if this form is being completed for a partnership.					
a	Soil, water, and land clearing expenses	27a			
b	Line 27a multiplied by applicable percentage	27b			
c	Enter the smaller of line 24 or 27b	27c			
28 If section 1254 property:					
a	Intangible drilling and development costs, expenditures for development of mines and other natural deposits, mining exploration costs, and depletion	28a			
b	Enter the smaller of line 24 or 28a	28b			
29 If section 1255 property:					
a	Applicable percentage of payments excluded from income under section 126	29a			
b	Enter the smaller of line 24 or 29a	29b			

Summary of Part III Gains. Complete property columns A through D through line 29b before going to line 30.

30	Total gains for all properties. Add property columns A through D, line 24	30	
31	Add property columns A through D, lines 25b, 26g, 27c, 28b, and 29b. Enter here and on line 13	31	
32	Subtract line 31 from line 30. Enter the portion from casualty or theft on Form 4684, line 33. Enter the portion from other than casualty or theft on Form 4797, line 6	32	

Part IV Recapture Amounts Under Sections 179 and 280F(b)(2) When Business Use Drops to 50% or Less (see instructions)

	(a) Section 179	(b) Section 280F(b)(2)
33	Section 179 expense deduction or depreciation allowable in prior years	33
34	Recomputed depreciation. See instructions	34
35	Recapture amount. Subtract line 34 from line 33. See the instructions for where to report	35

Form **8846**

Department of the Treasury
Internal Revenue Service

**Credit for Employer Social Security and Medicare Taxes
Paid on Certain Employee Tips**

▶ Attach to your tax return.

▶ Go to www.irs.gov/Form8846 for the latest information.

OMB No. 1545-0123

2019

Attachment
Sequence No. **98**

Name(s) shown on return

LONG COVE CLUB OWNER'S ASSOCIATION INC.

Identifying number

57-0752304

Note: Claim this credit **only** for employer social security and Medicare taxes paid by a food or beverage establishment where tipping is customary for providing food or beverages. See the instructions for line 1.

1	Tips received by employees for services on which you paid or incurred employer social security and Medicare taxes during the tax year (see instructions)	1	10,675.
2	Tips not subject to the credit provisions (see instructions)	2	
3	Creditable tips. Subtract line 2 from line 1	3	10,675.
4	Multiply line 3 by 7.65% (0.0765). If you had any tipped employees whose wages (including tips) exceeded \$132,900, see instructions and check here <input type="checkbox"/>	4	817.
5	Credit for employer social security and Medicare taxes paid on certain employee tips from partnerships and S corporations	5	
6	Add lines 4 and 5. Partnerships and S corporations, report this amount on Schedule K. All others, report this amount on Form 3800, Part III, line 4f	6	817.

LHA For Paperwork Reduction Act Notice, see instructions.

Form **8846** (2019)

COPY

Supplemental Attachment to Schedule M-3

OMB No. 1545-0123

▶ Attach to Schedule M-3 for Form 1065, 1120, 1120-L, 1120-PC, or 1120-S.
 ▶ Go to www.irs.gov/Form1120 for the latest information.

Name of common parent LONG COVE CLUB OWNER 'S ASSOCIATION INC.	Employer identification number 57-0752304
Name of subsidiary	Employer identification number

Part I Cost of Goods Sold

Cost of Goods Sold Items	(a) Expense per Income Statement	(b) Temporary Difference	(c) Permanent Difference	(d) Deduction per Tax Return
1 Amounts attributable to cost flow assumptions				
2 Amounts attributable to:				
a Stock option expense				
b Other equity-based compensation				
c Meals and entertainment				
d Parachute payments				
e Compensation with section 162(m) limitation				
f Pension and profit sharing				
g Other post-retirement benefits				
h Deferred compensation				
i Reserved				
j Amortization				
k Depletion				
l Depreciation				
m Corporate-owned life insurance premiums ...				
n Other section 263A costs				
3 Inventory shrinkage accruals				
4 Excess inventory and obsolescence reserves				
5 Lower of cost or market write-downs				
6 Other items with differences (attach statement) SEE STATEMENT 18				
7 Other items with no differences	1,027,915.			1,027,915.
8 Total cost of goods sold. Add lines 1 through 7 in columns a, b, c, and d. Enter totals on the applicable Schedule M-3. See instructions ...	1,027,915.			1,027,915.

LHA For Paperwork Reduction Act Notice, see instructions.

Form **8916-A** (Rev. 11-2019)

Part II Interest Income

	Interest Income Item	(a) Income (Loss) per Income Statement	(b) Temporary Difference	(c) Permanent Difference	(d) Income (Loss) per Tax Return
1	Tax-exempt interest income				
2	Interest income from hybrid securities				
3	Sale/lease interest income				
4a	Intercompany interest income - From outside tax affiliated group				
4b	Intercompany interest income - From tax affiliated group				
5	Other interest income STMT 19	26,230.			26,230.
6	Total interest income. Add lines 1 through 5 in columns a, b, c, and d. Enter total on the applicable Schedule M-3. See instructions.	26,230.			26,230.

Part III Interest Expense

	Interest Expense Item	(a) Expense per Income Statement	(b) Temporary Difference	(c) Permanent Difference	(d) Deduction per Tax Return
1	Interest expense from hybrid securities				
2	Lease/purchase interest expense				
3a	Intercompany interest expense - Paid to outside tax affiliated group				
3b	Intercompany interest expense - Paid to tax affiliated group				
4	Other interest expense				
5	Total interest expense. Add lines 1 through 4 in columns a, b, c, and d. Enter total on the applicable Schedule M-3. See instructions.				

Election Not to Claim the Additional First Year
Depreciation Allowable Under IRC Sec. 168(k)

Long Cove Club Owner's Association Inc.
399 Long Cove Dr
Hilton Head Island, SC 29928-6152

Employer Identification Number: 57-0752304

For the Year Ending December 31, 2019

Long Cove Club Owner's Association Inc., hereby elects, pursuant to IRC Sec. 168(k)(7), not to claim the additional depreciation allowable under IRC Sec. 168(k) for the following qualifying property placed in service during the tax year ending December 31, 2019.

All property in the 3 year class.
All property in the 5 year class.
All property in the 7 year class.
All property in the 15 year class.

See attached Form 4562.

COPY

Section 1.263(a)-1(f) De Minimis Safe Harbor Election

Long Cove Club Owner's Association Inc.
399 Long Cove Dr
Hilton Head Island, SC 29928-6152

Employer Identification Number: 57-0752304

For the Year Ending December 31, 2019

Long Cove Club Owner's Association Inc. is making the de minimis safe harbor election under Reg. Sec. 1.263(a)-1(f).

COPY

FORM 1120	INTEREST INCOME	STATEMENT 1
DESCRIPTION	US	OTHER
INTEREST INCOME		6,170.
SCBT INTEREST		20,060.
TOTAL TO FORM 1120, LINE 5		26,230.

FORM 1120	OTHER INCOME	STATEMENT 2
DESCRIPTION	AMOUNT	
MEMBERSHIP ASSESSMENTS	6,034,852.	
ARCHITECTURAL REVIEW BOARD	39,700.	
COMMUNITY SERVICES	370,940.	
OTHER INCOME	46,360.	
TENNIS FEES	25,487.	
GOLF ACTIVITIES	829,047.	
EVENT INCOME	166,025.	
MISCELLANEOUS INCOME	33,312.	
TOTAL TO FORM 1120, LINE 10	7,545,723.	

FORM 1120	TAXES AND LICENSES	STATEMENT 3
DESCRIPTION	AMOUNT	
REAL ESTATE TAXES	57,063.	
TOTAL TO FORM 1120, LINE 17	57,063.	

FORM 1120

OTHER DEDUCTIONS

STATEMENT 4

DESCRIPTION	AMOUNT
277 DEFERRED DEDUCTION	-1,374,197.
AMORTIZATION	527.
ARCHITECTURAL REVIEW BOARD	24,397.
CLUBHOUSE	193,581.
COMMUNITY SERVICE	789,213.
DARIUS RUCKER EVENT	166,025.
FOOD & BEVERAGE	158,220.
GENERAL & ADMINISTRATIVE	707,559.
GOLF	95,131.
GOLF COURSE MAINTENANCE	447,489.
INSURANCE	256,514.
INTEREST EXPENSE	38,512.
OPERATING LEASE	302,544.
SECURITY	30,704.
TENNIS	90,664.
TOTAL TO FORM 1120, LINE 26	1,926,883.

NET OPERATING LOSS DEDUCTION

STATEMENT 5

TAX YEAR	LOSS SUSTAINED	LOSS PREVIOUSLY APPLIED	LOSS REMAINING	AVAILABLE THIS YEAR
12/31/00	31,189.		31,189.	31,189.
12/31/01	30,924.		30,924.	30,924.
12/31/02	111,164.		111,164.	111,164.
12/31/03	20,199.		20,199.	20,199.
12/31/04	304,876.		304,876.	304,876.
12/31/05	454,564.		454,564.	454,564.
12/31/06	542,596.		542,596.	542,596.
12/31/07	567,662.		567,662.	567,662.
12/31/08	517,766.		517,766.	517,766.
12/31/09	4,185.		4,185.	4,185.
12/31/10	114,689.		114,689.	114,689.
12/31/11	118,332.		118,332.	118,332.
12/31/12	283,641.		283,641.	283,641.
12/31/13	151,907.		151,907.	151,907.
12/31/14	291,623.		291,623.	291,623.
12/31/15	282,828.		282,828.	282,828.
12/31/16	158,000.		158,000.	158,000.
12/31/17	13,032.		13,032.	13,032.
12/31/18	78,382.		78,382.	78,382.
NOL AVAILABLE THIS YEAR			4,077,559.	4,077,559.

SCHEDULE L	OTHER CURRENT ASSETS	STATEMENT 6	
DESCRIPTION		BEGINNING OF TAX YEAR	END OF TAX YEAR
PREPAID EXPENSES		29,454.	42,047.
RENOVATION ASSESSMENTS RECEIVABLE		204,870.	211,569.
OTHER RECEIVABLES		240,125.	0.
TOTAL TO SCHEDULE L, LINE 6		474,449.	253,616.

SCHEDULE L	OTHER ASSETS	STATEMENT 7	
DESCRIPTION		BEGINNING OF TAX YEAR	END OF TAX YEAR
CONSTRUCTION IN PROGRESS		1,041.	2,851.
RENOVATION ASSESSMENTS RECEIVABLE		355,558.	128,209.
TOTAL TO SCHEDULE L, LINE 14		356,599.	131,060.

SCHEDULE L	OTHER CURRENT LIABILITIES	STATEMENT 8	
DESCRIPTION		BEGINNING OF TAX YEAR	END OF TAX YEAR
ACCRUED EXPENSES		129,802.	197,105.
ESCROW DEPOSITS		132,650.	84,500.
TOTAL TO SCHEDULE L, LINE 18		262,452.	281,605.

FORM 3800

CARRYOVER OF GENERAL BUSINESS CREDITS

STATEMENT 9

YEAR	TYPE OF CREDIT	ORIGINAL CREDIT	PREVIOUSLY APPLIED	CREDIT REMAINING	AVAILABLE THIS YEAR
2014	EMPLOYER SOCIAL SECURITY - POST 2006	897.	0.	897.	897.
2015	EMPLOYER SOCIAL SECURITY - POST 2006	1,142.	0.	1,142.	1,142.
2016	EMPLOYER SOCIAL SECURITY - POST 2006	703.	0.	703.	703.
2017	EMPLOYER SOCIAL SECURITY - POST 2006	812.	0.	812.	812.
2018	EMPLOYER SOCIAL SECURITY - POST 2006	751.	0.	751.	751.
	TOTALS	4,305.	0.	4,305.	4,305.
	LESS TO FORM 4255, LINE 12				0.
	TOTAL				4,305.

SCHEDULE M-3

OTHER INCOME (LOSS) ITEMS WITH DIFFERENCES

STATEMENT 10

DESCRIPTION	INCOME (LOSS) PER INCOME STATEMENT	TEMPORARY DIFFERENCE	PERMANENT DIFFERENCE	INCOME (LOSS) PER TAX RETURN
GROSS RECEIPTS OR SALES	1,910,519.	1,178.	0.	1,911,697.
MISCELLANEOUS INCOME	0.	33,312.	0.	33,312.
TOTAL TO M-3, PART II, LINE 25	1,910,519.	34,490.	0.	1,945,009.

SCHEDULE M-3

OTHER INCOME (LOSS) AND EXPENSE / DEDUCTION
ITEMS WITH NO DIFFERENCES

STATEMENT 11

DESCRIPTION	PER INCOME STATEMENT	PER TAX RETURN
OTHER INCOME (LOSS) - SEE STATEMENT	7,512,411.	7,512,411.
OTHER EXPENSE / DEDUCTION - SEE STATEMENT	-4,164,304.	-4,164,304.
TOTAL TO SCHEDULE M-3, PART II, LINE 28	3,348,107.	3,348,107.

SCHEDULE M-3 OTHER INCOME (LOSS) ITEMS WITH NO DIFFERENCES STATEMENT 12

DESCRIPTION	INCOME (LOSS) PER INCOME STATEMENT	INCOME (LOSS) PER TAX RETURN
ARCHITECTURAL REVIEW BOARD	39,700.	39,700.
COMMUNITY SERVICES	370,940.	370,940.
EVENT INCOME	166,025.	166,025.
GOLF ACTIVITIES	829,047.	829,047.
MEMBERSHIP ASSESSMENTS	6,034,852.	6,034,852.
OTHER INCOME	46,360.	46,360.
TENNIS FEES	25,487.	25,487.
 TOTAL TO SCHEDULE M-3, PART II, LINE 28	 <u>7,512,411.</u>	 <u>7,512,411.</u>

SCHEDULE M-3 OTHER EXPENSE/DEDUCTION ITEMS WITH DIFFERENCES STATEMENT 13

DESCRIPTION	EXPENSE/ DEDUCTION PER INCOME STATEMENT	TEMPORARY DIFFERENCE	PERMANENT DIFFERENCE	EXPENSE/ DEDUCTION PER TAX RETURN
277 DEFERRED DEDUCTION	0.	-1,374,197.	0.	-1,374,197.
GOLF	96,532.		-1,401.	95,131.
HURRICANE RELATED EXP	86,939.	-86,939.	0.	0.
SALARIES AND WAGES	4,437,638.		-34,639.	4,402,999.
 TOTAL TO M-3, PART III, LINE 38	 <u>4,621,109.</u>	 <u>-1,461,136.</u>	 <u>-36,040.</u>	 <u>3,123,933.</u>

SCHEDULE M-3

OTHER EXPENSE/DEDUCTION ITEMS
WITH NO DIFFERENCES

STATEMENT 14

DESCRIPTION	EXPENSE/ DEDUCTION PER INCOME STATEMENT	EXPENSE/ DEDUCTION PER TAX RETURN
ARCHITECTURAL REVIEW BOARD	24,397.	24,397.
CLUBHOUSE	193,581.	193,581.
COMMUNITY SERVICE	789,213.	789,213.
DARIUS RUCKER EVENT	166,025.	166,025.
EMPLOYEE BENEFIT PROGRAMS	901,819.	901,819.
FOOD & BEVERAGE	158,220.	158,220.
GENERAL & ADMINISTRATIVE	707,559.	707,559.
GOLF COURSE MAINTENANCE	447,489.	447,489.
INSURANCE	256,514.	256,514.
INTEREST EXPENSE	38,512.	38,512.
OPERATING LEASE	302,544.	302,544.
REAL ESTATE TAXES	57,063.	57,063.
SECURITY	30,704.	30,704.
TENNIS	90,664.	90,664.
TOTAL TO SCHEDULE M-3, PART II, LINE 28	4,164,304.	4,164,304.

FORM 4562, PART III

NONRESIDENTIAL REAL PROPERTY

STATEMENT 15

(A) DESCRIPTION OF PROPERTY	(B) MO/YR	(C) BASIS	(D) PERIOD	(G) DEDUCTION
ADMIN ROOF	6/19	19,616.	39.0 YRS	272.
HVAC - GATEHOUSE	8/19	4,812.	39.0 YRS	46.
CLUBHOUSE WINDOW REPLACEMENT	8/19	9,834.	39.0 YRS	95.
MASTER PLAN - 2019	12/19	88,367.	39.0 YRS	94.
LAGOON ENGINEERING STUDY - 2019	12/19	530,831.	39.0 YRS	567.
TOTAL TO FORM 4562, PART III, LINE 19I		653,460.		1,074.

FORM 4797

SALES OF PROPERTY USED IN A TRADE OR BUSINESS

STATEMENT 16

DESCRIPTION OF PROPERTY	DATE ACQUIRED	DATE SOLD	SALES PRICE	DEPR ALLOWED	COST OR BASIS	GAIN OR LOSS
ADMINISTRATION BUILDING	12/01/93	06/30/19		6,495.	9,901.	-3,406.
SECURITY GATEHOUSE	12/31/06	08/31/19		1,100.	3,375.	-2,275.
CHINA, GLASS, SILVER, ETC. CLUBHOUSE 2014	05/31/14	10/31/19		34,623.	42,396.	-7,773.
CHINA GLASS & SILVER 2	11/25/15	10/31/19		269.	425.	-156.
MIXER	06/30/16	06/30/19		705.	1,126.	-421.
#18 BRIDGE REPLACEMENT	06/30/10	10/31/19		18,501.	28,650.	-10,149.
TENNIS COURT FURNITURE	07/21/99	08/31/19		4,028.	4,400.	-372.
TOTALS TO FORM 4797, LINE 2				65,721.	90,273.	-24,552.

COPY

FORM 4797	SECTION 1231 LOSSES FROM PRIOR YEARS	STATEMENT 17	
	LOSS SUSTAINED	LOSS PREVIOUSLY RECAPTURED	LOSS REMAINING
TAX YEAR 2014	4,196		4,196
TAX YEAR 2015			
TAX YEAR 2016	444,633		444,633
TAX YEAR 2017			
TAX YEAR 2018	28,694		28,694
TOTAL REMAINING SECTION 1231 LOSSES FROM PRIOR YEARS			477,523

FORM 8916-A	OTHER ITEMS WITH NO DIFFERENCES	STATEMENT 18
DESCRIPTION	PER INCOME STATEMENT	PER TAX RETURN
BEGINNING INVENTORY	159,257.	159,257.
ENDING INVENTORY	-165,697.	-165,697.
PURCHASES	1,034,355.	1,034,355.
TOTAL TO LINE 7	1,027,915.	1,027,915.

FORM 8916-A	OTHER INTEREST INCOME	STATEMENT 19		
DESCRIPTION	PER INCOME STATEMENT	TEMPORARY DIFFERENCE	PERMANENT DIFFERENCE	PER TAX RETURN
INTEREST INCOME	6,170.	0.	0.	6,170.
SCBT INTEREST	20,060.	0.	0.	20,060.
TOTAL TO PART II, LINE 5	26,230.	0.	0.	26,230.

Electronic Filing PDF Attachment

COPY

Long Cove Club Owners Assoc.

December 31, 2019
Section 277 tax accrual

wp 6502.4

This column
should tie to the
financials

Account	Club activities				Total Club Book Income	Total Book Income	M-1s	Taxable Income
	Member	Non Member	%					
MEMBERSHIP ASSESSMENTS	401.01.04.01	6,034,852			6,034,852	6,034,852		6,034,852
FOOD & BEVERAGE	401.01.02.02, 401.01.02.03	1,458,104	-	0.00%	1,458,104	1,458,104		1,458,104
GOLF ACTIVITIES	401.01.03	728,447	100,600	12.13%	829,047	829,047		829,047
GOLF MERCHANDISE	401.01.03.01	442,908			442,908	442,908	1,178	444,086
TENNIS	401.01.24	34,994			34,994	34,994		34,994
ARCHITECTURAL REVIEW BOARD	401.01.32	39,700			39,700	39,700		39,700
SECURITY GATE PASSES	401.01.31	-	370,940	100.00%	370,940	370,940		370,940
OTHER INCOME	F/S, p 3	46,360			46,360	46,360		46,360
ORDINARY INTEREST INCOME		20,060		0.00%	20,060	20,060		20,060
DARIUS RUCKER EVENT	401.01.04.08	-	166,025	100.00%	166,025	166,025		166,025
1099 INTEREST INCOME		-	6,170		6,170	6,170		6,170
GAIN/(LOSS) ON DISPOSAL	F/S, p 4	(21,312)	-		(21,312)	(21,312)	(3,240)	(24,552)
						-		-
Income		8,784,113	643,735	6.83%	9,427,848	9,427,848	(2,062)	9,425,786
COS:								
Food and Bev COS	502.07.02, 502.07.03	(700,315)	-	0.00%	(700,315)	(700,315)		(700,315)
Golf COS	502.14	(319,653)	-	0.00%	(319,653)	(319,653)		(319,653)
Tennis COS	502.15	(7,947)	-	0.00%	(7,947)	(7,947)		(7,947)
Total COS		(1,027,915)	-	0.00%	(1,027,915)	(1,027,915)	-	(1,027,915)
Gross Profit		7,756,198	643,735	7.66%	8,399,933	8,399,933	(2,062)	8,397,871
Food and beverage - S&W, CC	601.01.01	(1,423,802)	-	0.00%	(1,423,802)	(1,423,802)	34,639	(1,389,163)
Food and beverage - other ex	601.01.03	(158,220)	-	0.00%	(158,220)	(158,220)		(158,220)
Golf Operations - S&W, CC	601.03.01	(685,584)	(50,242)	6.83%	(735,826)	(735,826)		(735,826)
Golf Operations - other expe	601.03.05	(89,941)	(6,591)	6.83%	(96,532)	(96,532)	1,401	(95,131)
Clubhouse - S&W	601.14.01	(285,301)	(20,908)	6.83%	(306,209)	(306,209)		(306,209)
Clubhouse- Other	601.14.03	(180,363)	(13,218)	6.83%	(193,581)	(193,581)		(193,581)
Clubhouse - Equipment Rental	622.01	-	-	6.83%	-	-		-
Security - S&W	601.08.01	(313,298)	(156,625)	33.33%	(469,923)	(469,923)		(469,923)
Security - other	601.08.03	(20,470)	(10,234)	33.33%	(30,704)	(30,704)		(30,704)
Tennis - S&W	601.04.01	(235,795)	-	0.00%	(235,795)	(235,795)		(235,795)
Tennis - Other	601.04.03	(90,664)	-	0.00%	(90,664)	(90,664)		(90,664)
Community Services - S&W	601.06.01	(295,205)	-	0.00%	(295,205)	(295,205)		(295,205)
Community Services - Other	601.06.03	(789,213)	-	0.00%	(789,213)	(789,213)		(789,213)
Golf Course Maintenance - S&W	601.15.01	(995,592)	(38,633)	3.74%	(1,034,225)	(1,034,225)		(1,034,225)
Golf Course Maintenance - Ot	601.15.03	(430,773)	(16,716)	3.74%	(447,489)	(447,489)		(447,489)

Architechure Review - S&W, CC	F/S, p 13	-	-	0.00%	-	-	-	-
Architechure Review - Other	601.18.03	(24,397)	-	0.00%	(24,397)	(24,397)	-	(24,397)
Salaries - G&A	601.13.01	(781,221)	(57,251)	6.83%	(838,472)	(838,472)	-	(838,472)
other - G&A	601.13.03	(659,247)	(48,312)	6.83%	(707,559)	(707,559)	-	(707,559)
Operating Leases	FS	(302,544)	-	0.00%	(302,544)	(302,544)	-	(302,544)
Miscellaneous Income/Expense							33,312	33,312
Depreciation and Amortization	F/S, p 4	(1,391,507)	(101,975)	6.83%	(1,493,482)	(1,493,482)	309,350	(1,184,132)
Amortization		-	-		-	-	(527)	(527)
Insurance	730.19	(238,999)	(17,515)	6.83%	(256,514)	(256,514)	-	(256,514)
RE Taxes - G&A	730.13	(53,167)	(3,896)	6.83%	(57,063)	(57,063)	-	(57,063)
Interest Expense	F/S, p 13	(11,513)	(844)	6.83%	(12,357)	(12,357)	-	(12,357)
Interest Expense		(26,155)	-		(26,155)	(26,155)	-	(26,155)
Darius Rucker Event	730.22	-	(166,025)	0.00%	(166,025)	(166,025)	-	(166,025)
Hurricane Related Expenses		(86,939)			(86,939)	(86,939)	86,939	-
State Taxes							-	-
Sec 277 Deferral (Utilization)							1,374,197	1,374,197
Book Income (Loss)		(1,813,711)	(65,251)		(1,878,962)	(1,878,962)	1,837,249	(41,713)
M-1s:								
State Income Tax		-	-		-	-	-	-
Hurricane Matthew Capital Assessments		-	-		-	-	-	-
Capitalized Hurricane Expenses		86,939	-		86,939	86,939	-	86,939
Deferred Compensation		-	-		-	-	-	-
Gift Certificates		1,098	80	6.83%	1,178	1,178	-	1,178
Employee Meals		33,822	-		33,822	33,822	-	33,822
Gain/(Loss) on Disposal		(3,240)	-		(3,240.00)	(3,240)	-	(3,240)
Depreciation		288,228	21,122	6.83%	309,350	309,350	-	309,350
Amortization		(491)	(36)	6.83%	(527)	(527)	-	(527)
Bad Debt		31,037	2,275	6.83%	33,312	33,312	-	33,312
Renovation Assessments		-	-		-	-	-	-
FICA Tip Credit		817	-		817	817	-	817
Fuels Tax Credit		1,305	96	6.83%	1,401	1,401	-	1,401
Capital Funds used for operations		-	-		-	-	-	-
Taxable Income		(1,374,197)	(41,713)		(1,415,910)	(1,415,910)	-	(1,415,910)
Non-Member Loss offset to Member Income		-	-		-	-	-	-
277 deferred deduction generated (utilized)		1,374,197			1,374,197	1,374,197	-	1,374,197
TAXABLE INCOME		-	(41,713)		(41,713)	(41,713)	-	(41,713)
NOL CARRYOVER GENERATED (UTILIZED)			41,713		41,713	41,713	-	41,713
TAXABLE INCOME		-	-		(0)	(0)	-	(0)

wp 6502.1

Long Cove Club Owners Assoc.
 December 31, 2019
 Section 277 Carryforward

wp 6502.8

Sec. 277 Carryforward -- Note -- Carryforwards do not expire

<u>Year Ending</u>	<u>Amount Generated</u>	<u>Amount Utilized</u>	<u>Carryforward</u>
1999	149,000	0	149,000
2000	187,829	0	187,829
2001	452,677	0	452,677
2002	35,157	0	35,157
2003	293,311	0	293,311
2004	219,246	0	219,246
2005	184,893	0	184,893
2006	452,266	0	452,266
2007	124,387	0	124,387
2008	179,196	0	179,196
2009	1,110,103	0	1,110,103
2010	690,801	0	690,801
2011	651,027	0	651,027
2012	555,546	0	555,546
2013	2,177,402	0	2,177,402
2014	1,176,004		1,176,004
2015	984,642		984,642
2016	1,126,341		1,126,341
2017	1,119,884		1,119,884
2018	1,537,474		1,537,474
2019	1,374,197		1,374,197
<hr/>			
	14,781,383	-	14,781,383
Available 12/31/2020			<u>14,781,383</u>

2019 TAX RETURN FILING INSTRUCTIONS

SOUTH CAROLINA FORM SC1120

FOR THE YEAR ENDING

December 31, 2019

Prepared For:

Long Cove Club Owner's Association Inc.
399 Long Cove Dr
Hilton Head Island, SC 29928-6152

Prepared By:

RSM US LLP
1555 Palm Beach Lakes Blvd., Suite 700
West Palm Beach, FL 33401

To Be Signed and Dated By:

The appropriate corporate officer(s).

Amount of Tax:

Total tax	\$	25
Less: payments and credits	\$	25
Plus: other amount	\$	0
Plus: interest and penalties	\$	0
No payment required	\$	

Overpayment:

Not applicable

Make Check Payable to:

Not applicable

Mail Tax Return and Check (if applicable) to:

This return has qualified for electronic filing. After you have reviewed your return for accuracy, please sign, date and return Form SC8453C to our office. We will then transmit your return to the SCDOR. Do not mail a copy of the return.

Return Must be Mailed On or Before:

Return Form SC8453C to us by October 15, 2020.

Special Instructions:

STATE OF SOUTH CAROLINA
DEPARTMENT OF REVENUE
CORPORATE INCOME TAX
DECLARATION FOR ELECTRONIC FILING

SC8453C

(Rev. 7/22/09)
3415

Part 1: Corporation and Tax Return Information

Corporation Name LONG COVE CLUB OWNER'S ASSOCIATION INC.	FEIN 57-0752304
1. Federal taxable income Check form filed: <input checked="" type="checkbox"/> SC1120, line 1; <input type="checkbox"/> SC1120S, line 1	1 -41,713.00
2. SC Corporate Income Tax (SC1120, line 7; SC1120S, line 7)	2 00
3. Total Payments and Refundable Credits (SC1120, line 15, SC1120S, line 9)	3 00

Part 2: Declaration of Taxpayer/Corporate Officer

Under penalties of perjury, I declare I am an officer of the above corporation and to the best of my knowledge and belief, the information on this South Carolina Corporate Income Tax Return is true, correct, and complete.

If I have filed a balance due return, I understand that if the SC Department of Revenue does not receive full and timely payment of the tax liability, I will remain liable for the tax liability and all applicable interest and penalties.

I declare that I have compared the information on the corporate return with the information provided to the electronic return originator (ERO) and the amount agrees with the amounts on the South Carolina corporate tax return. To the best of my knowledge, the return is true and complete. I consent that the return and accompanying schedules and statements be sent to the Internal Revenue Service (IRS) by the ERO, and subsequently by the IRS to the SC Department of Revenue.

Sign Here	Signature	Date
	Title CFO	<input checked="" type="checkbox"/> Paid Preparer Authorization:* <small>Check here if the Department of Revenue may discuss the return with the preparer shown below.</small>

Part 3: Declaration of Electronic Return Originator (ERO)/Paid Preparer

Under penalties of perjury, I declare that I have reviewed the above corporation's return and to the best of my knowledge and belief, the information on this South Carolina Corporate Income Tax Return is true, correct, and complete.

I declare that I have received the above taxpayer's return and the entries on this form are complete and correct to the best of my knowledge. I have obtained the corporate officer's signature on this form before submitting the return to the SC Department of Revenue. I have provided the taxpayer with a copy of all forms and information to be filed with the SC Department of Revenue, and have followed all IRS requirements specified by the IRS and SC Department of Revenue. If I am the preparer, I declare that I have examined the above taxpayer's return and accompanying schedules and statements, and to the best of my knowledge, they are true and complete. This declaration is based on all information of which I have knowledge.

ERO's Use Only	ERO signature	Date	Check if also paid preparer <input type="checkbox"/>	Check if self-employed <input type="checkbox"/>	PTIN or FEIN 42-0714325
	Firm name (or yours if self-employed)	RSM US LLP			
Paid Preparer's Use Only	Preparer signature	Date	Check if self-employed <input type="checkbox"/>	PTIN or FEIN P00995244	
	Firm name (or yours if self-employed) and address	RSM US LLP 1555 PALM BEACH LAKES BLVD., SUITE			

DO NOT MAIL KEEP FOR YOUR RECORDS



STATE OF SOUTH CAROLINA
C CORPORATION INCOME TAX RETURN

SC 1120
(Rev. 8/15/19)
3091

dor.sc.gov

Return is due on or before the 15th day of the 4th month following the close of the taxable year.

SC file # 20509748-3
Income Tax period ending DECEMBER 31, 2019
License Fee period ending DECEMBER 31, 2020
FEIN 57-0752304
Name LONG COVE CLUB OWNER'S ASSOCIA
Mailing address 399 LONG COVE DR
City HILTON HEAD State SC ZIP 29928-

Change of Address Accounting Period
 Officers

Attach complete copy of federal return

Check if you filed a federal or state extension

Check if Initial Return Consolidated Return (Complete Schedule M)
 Amended Return Includes Disregarded LLC(s) (Complete Schedule L)

County or Counties in SC Where Property is Located:

Check if

Audit location: Street address, city, state, and ZIP

Merged Reorganized Final

399 LONG COVE DRIVE, HILTON HEAD,

Total gross receipts 1,911,697.
Total cost of depreciable personal property in SC

Audit contact MATTHEW RAMSEY Phone number 843 686 1073

PART I COMPUTATION OF INCOME TAX LIABILITY	1. Federal taxable income from federal tax return	▶ 1.	-41,713	00
	2. Net adjustment from Schedule A and B, line 12	▶ 2.		00
	3. Total net income as reconciled (add line 1 and line 2)	▶ 3.	-41,713	00
	4. If multi-state corporation, enter amount from Schedule G, line 6; otherwise, enter amount from line 3	▶ 4.	-41,713	00
	5. South Carolina net operating loss carryover, if applicable	▶ 5.	< 4,080,301	00
	6. South Carolina net income subject to tax (subtract line 5 from line 4)	▶ 6.	-4,122,014	00
	7. Tax: Multiply line 6 by .05 (5%)	▶ 7.	0	00
	8. Tax deferred on income from foreign trade receipts (see instructions)	▶ 8.	<	00
	9. Balance (subtract line 8 from line 7)	▶ 9.		00
	10. Credit carryover (Schedule C, line 7) <input type="checkbox"/> 00 Nonrefundable credits (Schedule C, line 5)	▶ 10.	<	00
	11. Balance of tax (subtract line 10 from line 9 and enter the difference, but not less than zero)	▶ 11.		00
	12. Interest on DISC-deferred tax liability <input type="checkbox"/> 00 or foreign trade deferred tax liability <input type="checkbox"/> 00	▶ 12.		00
	13. Total tax and/or interest (add line 11 and 12)	▶ 13.		00
	14. Payments:			
	(a) Tax withheld (attach 1099s, I-290s, and/or W-2s)	▶ 14a.		00
	(b) Paid by declaration	▶ 14b.		00
	(c) Paid with extension	▶ 14c.		00
	(d) Credit from line 29b	▶ 14d.		00
	Refundable Credits:			
(e) Ammonia Additive	▶ 14e.		00	
(f) Milk Credit	▶ 14f.		00	
(g) Motor Fuel Income Tax Credit	▶ 14g.		00	
15. Total payments and refundable credits (add line 14a through line 14g)	▶ 15.		00	
16. Balance of tax and/or interest (subtract line 15 from line 13)	▶ 16.		00	
17. (a) Interest <input type="checkbox"/> 00 (b) Late file/pay penalty <input type="checkbox"/> 00				
(c) Declaration penalty (attach SC2220) <input type="checkbox"/> 00				
Total (add line 17a through line 17c) See penalty and interest in SC1120 instructions	▶ 17.		00	
18. Total Income Tax, interest, and penalty (add line 16 and 17)	▶ 18.		00	
19. Overpayment (subtract line 13 from line 15) <input type="checkbox"/> 00 To be applied as follows:				
(a) Estimated Tax <input type="checkbox"/> 00 (b) License Fee <input type="checkbox"/> 00 (c) REFUND <input type="checkbox"/> 00				

PART II COMPUTATION OF LICENSE FEE AND SCHEDULES A, B, AND C PAGE 2



COMPUTATION OF LICENSE FEE	20. Total capital and paid in surplus (Multi-state corporations see Schedule E)	20.	0	00
	21. License Fee: multiply line 20 by .001 then add \$15 (Fee cannot be less than \$25 per taxpayer)	21.	25	00
	22. Credit carryover <input type="text" value="00"/> Credit taken this year from SC1120TC, Part II, Column C	22.	<	00
	23. Balance (subtract line 22 from line 21)	23.	25	00
	24. Payments: (a) Paid with extension	24a.	25	00
	(b) Credit from line 19b	24b.		00
	25. Total payments (add line 24a and line 24b)	25.	25	00
	26. Balance of License Fee (subtract line 25 from line 23)	26.	0	00
	27. (a) Interest <input type="text" value="00"/> (b) Late file/pay penalty <input type="text" value="00"/>	27.		00
	Total (add line 27a and line 27b) See penalty and interest in SC1120 Instructions	27.		00
28. Total License Fee, interest, and penalty (add line 26 and line 27)	28.	0	00	
BALANCE DUE				
29. Overpayment (subtract line 23 from line 25) <input type="text" value="00"/> To be applied as follows:				
(a) Estimated Tax <input type="text" value="00"/> (b) Income Tax <input type="text" value="00"/> (c) REFUND <input type="text" value="00"/>				
30. GRAND TOTAL: INCOME TAX and LICENSE FEE DUE (add line 18 and line 28)	30.	0	00	

SCHEDULE A AND B ADDITIONS TO FEDERAL TAXABLE INCOME

1. Taxes on or measured by income	1.	
2. Federal net operating loss	2.	
3.	3.	
4.	4.	
5. Other additions (attach schedule)	5.	
6. Total additions (add line 1 through line 5)	6.	

DEDUCTIONS FROM FEDERAL TAXABLE INCOME

7. Interest on US obligations	7.	
8.	8.	
9.	9.	
10. Other deductions (attach schedule)	10.	
11. Total deductions (add line 7 through line 10)	11.	
12. Net adjustment (subtract line 11 from line 6) Also enter on SC1120, Part 1, line 2	12.	

SCHEDULE C SUMMARY OF INCOME TAX CREDITS (FROM SC1120TC)

1. Credit carryover from previous year's SC1120, Schedule C (should match SC1120TC Column A, line 13)	1.	
2. Enter total credits from SC1120TC, Column B, line 13 (attach SC1120TC and schedules for each tax credit claimed)	2.	
3. Total credits (add line 1 and line 2)	3.	
4. Tax from SC1120, Part 1, line 9	4.	
5. Lesser of line 3 or line 4 (enter on SC1120, Part 1, line 10; should match SC1120TC, Column C, line 13)	5.	
6. Enter credits lost due to statute (should match SC1120TC, Column D, line 13)	6.	
7. Credit carryover (subtract lines 5 and 6 from line 3; should match SC1120TC, Column E, line 13)	7.	

As a principal officer of the corporation for which this return is made, I declare that this return, including accompanying annual report, statements, and schedules, has been examined by me and is to the best of my knowledge and belief true and complete.

Sign Here	CFO	MRAMSEY@LONGCOVECL	
	Signature of officer MATTHEW RAMSEY	Officer's title	Email 8436861073
	Print officer's name	Date	Phone number
I authorize the Director of the SCDOR or delegate to discuss this return, attachments, and related tax matters with the preparer. Yes <input checked="" type="checkbox"/> No <input type="checkbox"/>		Print preparer's name FRANK LUCAS	

Paid Preparer's signature	Date 09/28/20	Check if self-employed <input type="checkbox"/>	Preparer's phone number 561-697-1785
Use Only Firm's name (or yours if self-employed) and address RSM US LLP 1555 PALM BEACH LAKES BLVD., SUITE 700 WEST PALM BEACH, FL 33401	PTIN or FEIN 42-0714325		ZIP 33401

If this is a corporation's final return, signing here authorizes the SCDOR to disclose that information to the South Carolina Secretary of State (SCSOS). You must close with the SCSOS and the SCDOR.

Taxpayer's signature _____ Date _____

1019



STATE OF SOUTH CAROLINA
DEPARTMENT OF REVENUE
**APPLICATION FOR AUTOMATIC EXTENSION
OF TIME TO FILE CORPORATE TAX RETURN**

SC1120-T
(Rev. 7/31/19)
3096

dor.sc.gov

SC Corporate File # 20509748-3	Income Tax period ending (MM-YY) 12-19
FEIN 57-0752304	

Corporate name and address

LONG COVE CLUB OWNERS ASSOCIATION I
399 LONG COVE DR
HILTON HEAD ISLAND SC 29928-6152

1. Estimated tax due ...	<u>0.00</u>
(Do not enter less than zero)	
2. Total capital and paid in surplus	<u>0.</u> x .001 plus
\$15 but not less than \$25 minimum	
License Fee	<u>25.00</u>
(Do not enter less than zero)	
3. Balance due	<u>25.00</u>
(line 1 plus line 2)	

Check if:

- First-time filer who has not filed a CL-1
- S Corporation
- Consolidated Return
- Bank or Savings & Loan
- Utility or Electric Cooperative
- Exempt Organization

INSTRUCTIONS

Save time and paper! Request your extension to file by paying your balance due on our free tax portal, MyDORWAY, at dor.sc.gov/pay. Select Business Income Tax Payment to get started. Your payment on MyDORWAY automatically submits your filing extension request. No additional form or paperwork is required.

To request a six month extension to file, complete the following on or before the original Corporate Tax return due date:

- submit an SC1120-T
- pay ALL of the Corporate Income Tax due
- pay ALL of the Corporate License Fee due

If the corporation has not fulfilled its filing requirements for any previous period, we cannot grant an extension, and the return will be delinquent if it was not filed by the original due date. We will not send notice of the invalid extension. If you do not anticipate owing tax, and you requested a federal extension of time to file your federal Income Tax return, we will accept a copy of the properly filed federal extension as long as the Corporate return is received within the extended time allowed by the IRS.

Only one SC1120-T is needed to extend a South Carolina consolidated Corporate Tax return. A single payment may be made for the entire consolidated group. You do not need to list each member included in the consolidated return. We will accept a federal extension if all corporations in the consolidated group have filed or are included in a federal extension.

An underpayment penalty will apply if the extension payment is less than 90% of the actual amount due for the period. The penalty is based on the difference between the amount paid and the amount due. This penalty applies from the date the tax was due until you pay in full.

Mail to: **SCDOR, Corporate Voucher, PO Box 100153, Columbia SC 29202.** Include Business Name and FEIN on the form and in the memo of the check.

977601 09-24-19

30961056 205097483 570752304 1219 0000000000 00000002500 2



SCHEDULE D ANNUAL REPORT TO BE COMPLETED BY ALL CORPORATIONS

1. Name LONG COVE CLUB OWNER'S ASSOCIATION INC.
 2. Incorporated under the laws of the state of SOUTH CAROLINA
 3. Location of the registered office of the corporation in South Carolina 399 LONG COVE DRIVE
 In the city of HILTON HEAD Registered agent at this address DAVID LOAN CCM
 4. Location of principal office (street address) 399 LONG COVE DR HILTON HEAD ISLAND, SC 29928-6152
 Nature of principal business in SC HOMEOWNERS ASSOCIATI

5. Total number of **authorized shares** of capital stock, itemized by class and series, if any, within each class:

Number of shares	Class	Series
<u>NONE</u>		<u>0</u>

6. Total number of **issued and outstanding shares** of capital stock itemized by class and series, if any, within each class:

Number of shares	Class	Series
<u>NONE</u>		<u>0</u>

7. Names and business addresses of the directors (or individuals functioning as directors) and principal officers in the corporation:
 Attach separate schedules if you need more space.

Name	Title	Business address
<u>BILL MCGLOCKLIN</u>	<u>PRESIDENT</u>	<u>399 LONG COVE DRIVE HILTON HEAD ISLAND</u>
<u>RICK SNYDER</u>	<u>VICE PRESIDENT</u>	<u>399 LONG COVE DRIVE HILTON HEAD ISLAND</u>
<u>BOB NAVARRE</u>	<u>TREASURER</u>	<u>399 LONG COVE DRIVE HILTON HEAD ISLAND</u>
<u>RANDY CLARK</u>	<u>SECRETARY</u>	<u>399 LONG COVE DRIVE HILTON HEAD ISLAND</u>

8. Date incorporated 04/14/1981 Date commenced business in South Carolina 04/14/1981
 9. Date of this report DECEMBER 31, 2019 FEIN 57-0752304

10. If foreign corporation, the date qualified to do business in South Carolina _____
 11. Was the name of the corporation changed during the year? NO Previous name _____
 12. The corporation's books are in the care of MATTHEW RAMSEY
 Located at (street address) 399 LONG COVE DRIVE, HILTON HEAD

13. If filing consolidated, complete and attach Schedule J for each corporation included in the consolidation.
 14. Total amount of stated capital per balance sheet is:

A. Total paid in capital stock (cannot be a negative amount)	\$ <u>0.</u>
B. Total paid in capital surplus (cannot be a negative amount)	\$ <u>8,666,869.</u>
C. Total amount of stated capital (cannot be a negative amount)	\$ <u>8,666,869.</u>

ATTACH COMPLETE COPY OF YOUR FEDERAL RETURN
File electronically using Modernized Electronic Filing (MeF).

Payments: Pay online using our free tax portal, MyDORWAY, at dor.sc.gov/pay.
 Select Business Income Tax Payment to get started.

If you pay by check, make your check payable to SCDOR and include your business name and FEIN in the memo.

Mail Balance Due returns to:
 SCDOR
 Corporate Taxable
 PO Box 100151
 Columbia, SC 29202

Mail Refund or Zero Tax returns to:
 SCDOR
 Corporate Refund
 PO Box 125
 Columbia, SC 29214-0032

SC1120/SC1120U

NET OPERATING LOSS DEDUCTION

STATEMENT 1

DATE	LOSS SUSTAINED	LOSS PREVIOUSLY APPLIED	LOSS REMAINING
12/31/00	31,189.	0.	31,189.
12/31/01	30,924.	0.	30,924.
12/31/02	111,164.	0.	111,164.
12/31/03	20,199.	0.	20,199.
12/31/04	304,876.	0.	304,876.
12/31/05	454,564.	0.	454,564.
12/31/06	542,596.	0.	542,596.
12/31/07	567,662.	0.	567,662.
12/31/08	517,766.	0.	517,766.
12/31/09	4,185.	0.	4,185.
12/31/10	114,689.	0.	114,689.
12/31/11	118,332.	0.	118,332.
12/31/12	283,641.	0.	283,641.
12/31/13	151,907.	0.	151,907.
12/31/14	292,520.	0.	292,520.
12/31/15	283,970.	0.	283,970.
12/31/16	158,703.	0.	158,703.
12/31/17	13,032.	0.	13,032.
12/31/18	78,382.	0.	78,382.
TOTAL NOL CARRYOVER AVAILABLE THIS YEAR			4,080,301.

Caution: Forms printed from within Adobe Acrobat products may not meet IRS or state taxing agency specifications. When using Acrobat 9.x products and later products, select "None" in the "Page Scaling" selection box in the Adobe "Print" dialog.

CLIENT'S COPY



RSM US LLP

1555 Palm Beach Lakes Blvd., Suite 700, West Palm Beach, FL, 33401
O 561-697-1785 F 561-697-8055

August 6, 2019

Mr. Matthew Ramsey, CFO
Long Cove Club Owner's Association, Inc.
399 Long Cove Drive
Hilton Head Island, SC 29928

Dear Mr. Ramsey:

We have prepared and enclosed your 2018 Corporation income tax returns for the year ended December 31, 2018.

This return has qualified for electronic filing. After you have reviewed the return for completeness and accuracy, please sign, date and return Form 8879-C to our office. We will transmit your return electronically to the IRS, and no further action is required. Return federal Form 8879-C to us by October 15, 2019.

No payment is required as you are to receive a refund in the amount of \$1,377.

The South Carolina Form SC1120 return has qualified for electronic filing. After you have reviewed your return for completeness and accuracy, please sign, date and return Form SC8453C to our office. We will then transmit your return electronically to the SCDOR. Do not mail the paper copy of the return to the SCDOR. Return Form SC8453C to us by October 15, 2019.

No payment is required with this return when filed.

Very truly yours,

Frank Lucas
Senior Manager

2018 TAX RETURN FILING INSTRUCTIONS

U.S. CORPORATION INCOME TAX RETURN

FOR THE YEAR ENDING

December 31, 2018

Prepared for	Long Cove Club Owners' Association, Inc. 399 Long Cove Drive Hilton Head Island, SC 29928
Prepared by	RSM US LLP 1555 Palm Beach Lakes Blvd., Suite 700 West Palm Beach, FL 33401
To be signed and dated by	The appropriate corporate officer(s).
Amount of tax	Total tax \$ 0 Less: payments and credits \$ 1,377 Plus: other amount \$ 0 Plus: interest and penalties \$ 0 Overpayment \$ 1,377
Overpayment	Credited to your estimated tax \$ 0 Other amount \$ 0 Refunded to you \$ 1,377
Make check payable to	Not applicable
Mail tax return and check (if applicable) to	This return has qualified for electronic filing. After you have reviewed the return for accuracy, please sign, date and return Form 8879-C to our office. We will transmit your return electronically to the IRS, and no further action is required.
Return must be mailed on or before	Return federal Form 8879-C to us by October 15, 2019.
Special Instructions	

CORPORATION
Two-Year Comparison

2018

Name LONG COVE CLUB OWNERS' ASSOCIATION, INC.	Employer Identification Number 57-0752304
---	---

Description	Prior Year	Current Year	Increase (Decrease)
INCOME:			
GROSS RECEIPTS OR SALES LESS RETURNS AND ALLOWANCES	1,603,357.	1,519,235.	-84,122.
COST OF GOODS SOLD	872,299.	830,904.	-41,395.
GROSS PROFITS	731,058.	688,331.	-42,727.
INTEREST	35,876.	35,314.	-562.
NET GAIN (LOSS) FROM FORM 4797	95,411.	-28,694.	-124,105.
OTHER INCOME	6,893,027.	6,916,114.	23,087.
TOTAL INCOME	7,755,372.	7,611,065.	-144,307.
DEDUCTIONS:			
SALARIES AND WAGES LESS EMPLOYMENT CREDITS	4,033,261.	4,072,705.	39,444.
TAXES AND LICENSES	45,847.	55,519.	9,672.
DEPRECIATION	1,015,020.	1,123,118.	108,098.
EMPLOYEE BENEFIT PROGRAMS	826,090.	834,168.	8,078.
OTHER DEDUCTIONS	1,848,186.	1,603,937.	-244,249.
TOTAL DEDUCTIONS	7,768,404.	7,689,447.	-78,957.
TAXABLE INCOME:			
TAXABLE INCOME BEFORE NOL DEDUCTION AND SPECIAL DEDUCTIONS	-13,032.	-78,382.	-65,350.
TAXABLE INCOME	-13,032.	-78,382.	-65,350.
TAX COMPUTATION:			
TAX BEFORE CREDITS	0.	0.	0.
TAX AFTER CREDITS	0.	0.	0.
TOTAL TAX	0.	0.	0.
PAYMENTS AND CREDITS:			
CREDIT FOR FEDERAL TAX PAID ON FUELS	1,382.	1,377.	-5.
TOTAL PAYMENTS AND CREDITS	1,382.	1,377.	-5.
BALANCE DUE OR REFUND:			
OVERPAYMENT	1,382.	1,377.	-5.
AMOUNT REFUNDED	1,382.	1,377.	-5.

CORPORATION
Two-Year Comparison

2018

Name LONG COVE CLUB OWNERS' ASSOCIATION, INC.	Employer Identification Number 57-0752304
---	---

Description	Prior Year	Current Year	Increase (Decrease)
SCHEDULE M-2:			
BALANCE AT BEGINNING OF YEAR - UNAPPROPRIATED RETAINED EARNINGS	12,603,071.	11,645,012.	-958,059.
NET INCOME (LOSS) PER BOOKS	-958,059.	-1,970,392.	-1,012,333.
BALANCE AT END OF YEAR - UNAPPROPRIATED RETAINED EARNINGS	11,645,012.	9,674,620.	-1,970,392.
SCHEDULE M-3:			
INTEREST INCOME	35,876.	35,314.	-562.
COST OF GOODS SOLD	-872,299.	-830,904.	41,395.
INCOME STATEMENT GAIN/LOSS ON DISPOSITION OF ASSETS	-30,461.	-160,585.	-130,124.
OTHER INCOME (LOSS) ITEMS WITH DIFFERENCES	3,119,159.	1,519,031.	-1,600,128.
TOTAL INCOME (LOSS) ITEMS	2,252,275.	562,856.	-1,689,419.
DEPRECIATION	1,267,781.	1,334,958.	67,177.
OTHER EXPENSE/DEDUCTION ITEMS WITH DIFFERENCES	5,070,751.	4,146,163.	-924,588.
TOTAL EXPENSE/DEDUCTION ITEMS	6,338,532.	5,481,121.	-857,411.
OTHER ITEMS WITH NO DIFFERENCES	3,128,198.	2,947,873.	-180,325.
1120 SUBGROUP RECONCILIATION TOTALS	-958,059.	-1,970,392.	-1,012,333.
RECONCILIATION TOTALS	-958,059.	-1,970,392.	-1,012,333.

Form **8879-C**

IRS e-file Signature Authorization for Form 1120

OMB No. 1545-0123

Department of the Treasury
Internal Revenue Service

For calendar year 2018, or tax year beginning _____, 2018, ending _____, 20____

2018

▶ **Do not send to the IRS. Keep for your records.**
▶ **Go to www.irs.gov/Form8879C for the latest information.**

Name of corporation **LONG COVE CLUB OWNERS' ASSOCIATION, INC.** Employer identification number **57-0752304**

Part I Tax Return Information (Whole dollars only)		
1	Total income (Form 1120, line 11)	7,611,065.
2	Taxable income (Form 1120, line 30)	-78,382.
3	Total tax (Form 1120, line 31)	
4	Amount owed (Form 1120, line 35)	
5	Overpayment (Form 1120, line 36)	1,377.

Part II Declaration and Signature Authorization of Officer. Be sure to get a copy of the corporation's return.

Under penalties of perjury, I declare that I am an officer of the above corporation and that I have examined a copy of the corporation's 2018 electronic income tax return and accompanying schedules and statements and to the best of my knowledge and belief, it is true, correct, and complete. I further declare that the amounts in Part I above are the amounts shown on the copy of the corporation's electronic income tax return. I consent to allow my electronic return originator (ERO), transmitter, or intermediate service provider to send the corporation's return to the IRS and to receive from the IRS (a) an acknowledgement of receipt or reason for rejection of the transmission, (b) the reason for any delay in processing the return or refund, and (c) the date of any refund. If applicable, I authorize the U.S. Treasury and its designated Financial Agent to initiate an electronic funds withdrawal (direct debit) entry to the financial institution account indicated in the tax preparation software for payment of the corporation's federal taxes owed on this return, and the financial institution to debit the entry to this account. To revoke a payment, I must contact the U.S. Treasury Financial Agent at 1-888-353-4537 no later than 2 business days prior to the payment (settlement) date. I also authorize the financial institutions involved in the processing of the electronic payment of taxes to receive confidential information necessary to answer inquiries and resolve issues related to the payment. I have selected a personal identification number (PIN) as my signature for the corporation's electronic income tax return and, if applicable, the corporation's consent to electronic funds withdrawal.

Officer's PIN: check one box only

I authorize RSM US LLP to enter my PIN 12304
ERO firm name do not enter all zeros

as my signature on the corporation's 2018 electronically filed income tax return.

As an officer of the corporation, I will enter my PIN as my signature on the corporation's 2018 electronically filed income tax return.

Officer's signature _____ Date _____ Title **CFO**

Part III Certification and Authentication

ERO's EFIN/PIN. Enter your six-digit EFIN followed by your five-digit self-selected PIN. 60653140116
do not enter all zeros

I certify that the above numeric entry is my PIN, which is my signature on the 2018 electronically filed income tax return for the corporation indicated above. I confirm that I am submitting this return in accordance with the requirements of Pub. 3112, IRS e-file Application and Participation, and Pub. 4163, Modernized e-File (MeF) Information for Authorized IRS e-file Providers for Business Returns.

ERO's signature _____ Date **08/06/19**

ERO Must Retain This Form - See Instructions
Do Not Submit This Form to the IRS Unless Requested To Do So

For Paperwork Reduction Act Notice, see instructions.

Form **8879-C** (2018)

LHA

**Application for Automatic Extension of Time To File Certain
Business Income Tax, Information, and Other Returns**
▶ **File a separate application for each return.**
▶ **Go to www.irs.gov/Form7004 for instructions and the latest information.**

Print or Type	Name LONG COVE CLUB OWNERS' ASSOCIATION, INC.	Identifying number 57-0752304
	Number, street, and room or suite no. (If P.O. box, see instructions.) 399 LONG COVE DRIVE	
	City, town, state, and ZIP code (If a foreign address, enter city, province or state, and country (follow the country's practice for entering postal code).) HILTON HEAD ISLAND, SC 29928	

Note: File request for extension by the due date of the return. See instructions before completing this form.

Part I Automatic Extension for Certain Business Income Tax, Information, and Other Returns. See instructions.

1 Enter the form code for the return listed below that this application is for 12

Application Is For:	Form Code	Application Is For:	Form Code
Form 706-GS(D)	01	Form 1120-ND (section 4951 taxes)	20
Form 706-GS(T)	02	Form 1120-PC	21
Form 1041 (bankruptcy estate only)	03	Form 1120-POL	22
Form 1041 (estate other than a bankruptcy estate)	04	Form 1120-REIT	23
Form 1041 (trust)	05	Form 1120-RIC	24
Form 1041-N	06	Form 1120S	25
Form 1041-QFT	07	Form 1120-SF	26
Form 1042	08	Form 3520-A	27
Form 1065	09	Form 8612	28
Form 1066	11	Form 8613	29
Form 1120	12	Form 8725	30
Form 1120-C	34	Form 8804	31
Form 1120-F	15	Form 8831	32
Form 1120-FSC	16	Form 8876	33
Form 1120-H	17	Form 8924	35
Form 1120-L	18	Form 8928	36
Form 1120-ND	19		

Part II All Filers Must Complete This Part

- 2 If the organization is a foreign corporation that does not have an office or place of business in the United States, check here ▶
- 3 If the organization is a corporation and is the common parent of a group that intends to file a consolidated return, check here ▶
If checked, attach a statement listing the name, address, and employer identification number (EIN) for each member covered by this application.
- 4 If the organization is a corporation or partnership that qualifies under Regulations section 1.6081-5, check here ▶
- 5a The application is for calendar year 2018, or tax year beginning _____, and ending _____
- b **Short tax year.** If this tax year is less than 12 months, check the reason: Initial return Final return
 Change in accounting period Consolidated return to be filed Other (See instructions - attach explanation.)

6 Tentative total tax	6	0.
7 Total payments and credits. See instructions	7	0.
8 Balance due. Subtract line 7 from line 6. See instructions	8	0.

Department of the Treasury
Internal Revenue Service

For calendar year 2018 or tax year beginning _____, ending _____

2018

▶ Go to www.irs.gov/Form1120 for instructions and the latest information.

A Check if: 1a Consolidated return (attach Form 851) <input type="checkbox"/> b Life/nonlife consolidated return <input type="checkbox"/> 2 Personal holding co. (attach Sch. PH) <input type="checkbox"/> 3 Personal service corp. (see instructions) <input type="checkbox"/> 4 Schedule M-3 attached <input checked="" type="checkbox"/>	TYPE OR PRINT	Name LONG COVE CLUB OWNERS' ASSOCIATION, INC. Number, street, and room or suite no. If a P.O. box, see instructions. 399 LONG COVE DRIVE City or town, state or province, country, and ZIP or foreign postal code HILTON HEAD ISLAND, SC 29928	B Employer identification number 57-0752304 C Date incorporated 04/14/1981 D Total assets (see instructions) \$ 18,586,770.
E Check if: (1) <input type="checkbox"/> Initial return (2) <input type="checkbox"/> Final return (3) <input type="checkbox"/> Name change (4) <input type="checkbox"/> Address change			

Income	1a	Gross receipts or sales	1,519,235.
	1b	Returns and allowances	
	1c	Balance. Subtract line 1b from line 1a	1,519,235.
	2	Cost of goods sold (attach Form 1125-A)	830,904.
	3	Gross profit. Subtract line 2 from line 1c	688,331.
	4	Dividends and inclusions (Schedule C, line 23, column (a))	
	5	Interest SEE STATEMENT 1	35,314.
	6	Gross rents	
	7	Gross royalties	
	8	Capital gain net income (attach Schedule D (Form 1120))	
	9	Net gain or (loss) from Form 4797, Part II, line 17 (attach Form 4797)	-28,694.
10	Other income (attach statement) SEE STATEMENT 2	6,916,114.	
11	Total income. Add lines 3 through 10	7,611,065.	

Deductions (See instructions for limitations on deductions.)	12	Compensation of officers (attach Form 1125-E)	
	13	Salaries and wages (less employment credits)	4,072,705.
	14	Repairs and maintenance	
	15	Bad debts	
	16	Rents	
	17	Taxes and licenses SEE STATEMENT 3	55,519.
	18	Interest (see instructions)	
	19	Charitable contributions	
	20	Depreciation from Form 4562 not claimed on Form 1125-A or elsewhere on return (attach Form 4562)	1,123,118.
	21	Depletion	
	22	Advertising	
	23	Pension, profit-sharing, etc., plans	
	24	Employee benefit programs	834,168.
	25	Reserved for future use	
	26	Other deductions (attach statement) SEE STATEMENT 4	1,603,937.
	27	Total deductions. Add lines 12 through 26	7,689,447.
	28	Taxable income before net operating loss deduction and special deductions. Subtract line 27 from line 11	-78,382.
	29a	Net operating loss deduction (see instructions) STATEMENT 5	0.
29b	Special deductions (Schedule C, line 24, column (c))		
29c	Add lines 29a and 29b		

Tax, Refundable Credits, and Payments	30	Taxable income. Subtract line 29c from line 28. See instructions	-78,382.
	31	Total tax (Schedule J, Part I, line 11)	0.
	32	2018 net 965 tax liability paid (Schedule J, Part II, line 12)	
	33	Total payments, credits, and section 965 net tax liability (Schedule J, Part III, line 23)	1,377.
	34	Estimated tax penalty. See instructions. Check if Form 2220 is attached <input type="checkbox"/>	
	35	Amount owed. If line 33 is smaller than the total of lines 31, 32, and 34, enter amount owed	0.
	36	Overpayment. If line 33 is larger than the total of lines 31, 32, and 34, enter amount overpaid	1,377.
37	Enter amount from line 36 you want: Credited to 2019 estimated tax ▶ Refunded ▶	1,377.	

Under penalties of perjury, I declare that I have examined this return, including accompanying schedules and statements, and to the best of my knowledge and belief, it is true, correct, and complete. Declaration of preparer (other than taxpayer) is based on all information of which preparer has any knowledge.

Signature of officer	Date	▶ CFO	May the IRS discuss this return with the preparer shown below? <input checked="" type="checkbox"/> Yes <input type="checkbox"/> No
----------------------	------	--------------	---

Paid	Print/Type preparer's name FRANK LUCAS	Preparer's signature	Date 08/06/19	Check if self-employed <input type="checkbox"/>	PTIN P00995244
Preparer Use Only	Firm's name ▶ RSM US LLP	Firm's EIN ▶ 42-0714325	Firm's address ▶ 1555 PALM BEACH LAKES BLVD. SUITE 700 WEST PALM BEACH, FL 33401		
			Phone no. (561) 697-1785		

Schedule C Dividends, Inclusions, and Special Deductions (see instructions)	(a) Dividends and inclusions	(b) %	(c) Special deductions (a) x (b)
1 Dividends from less-than-20%-owned domestic corporations (other than debt-financed stock)		50	
2 Dividends from 20%-or-more-owned domestic corporations (other than debt-financed stock)		65	
3 Dividends on certain debt-financed stock of domestic and foreign corporations		see instructions	
4 Dividends on certain preferred stock of less-than-20%-owned public utilities		23.3	
5 Dividends on certain preferred stock of 20%-or-more-owned public utilities		26.7	
6 Dividends from less-than-20%-owned foreign corporations and certain FSCs		50	
7 Dividends from 20%-or-more-owned foreign corporations and certain FSCs		65	
8 Dividends from wholly owned foreign subsidiaries		100	
9 Subtotal. Add lines 1 through 8		see instructions	
10 Dividends from domestic corporations received by a small business investment company operating under the Small Business Investment Act of 1958		100	
11 Dividends from affiliated group members		100	
12 Dividends from certain FSCs		100	
13 Foreign-source portion of dividends received from a specified 10%-owned foreign corporation (excluding hybrid dividends) (see instructions)		100	
14 Dividends from foreign corporations not included on line 3, 6, 7, 8, 11, 12, or 13 (including any hybrid dividends)			
15 Section 965(a) inclusion		see instructions	
16a Subpart F inclusions derived from the sale by a controlled foreign corporation (CFC) of the stock of a lower-tier foreign corporation treated as a dividend (attach Form(s) 5471) (see instructions)		100	
b Subpart F inclusions derived from hybrid dividends of tiered corporations (attach Form(s) 5471) (see instructions)			
c Other inclusions from CFCs under subpart F not included on line 15, 16a, 16b, or 17 (attach Form(s) 5471) (see instructions)			
17 Global intangible Low-Taxed income (GILTI) (attach Form(s) 5471 and Form 8992)			
18 Gross-up for foreign taxes deemed paid			
19 IC-DISC and former DISC dividends not included on line 1, 2, or 3			
20 Other dividends			
21 Deduction for dividends paid on certain preferred stock of public utilities			
22 Section 250 deduction (attach Form 8993)			
23 Total dividends and inclusions. Add lines 9 through 20. Enter here and on page 1, line 4			
24 Total special deductions. Add lines 9 through 22, column (c). Enter here and on page 1, line 29b			

Schedule J Tax Computation and Payment (see instructions)

Part I - Tax Computation

1	Check if the corporation is a member of a controlled group (attach Schedule O (Form 1120))			
2	Income tax. See instructions		2	0.
3	Base erosion minimum tax (attach Form 8991)		3	
4	Add lines 2 and 3		4	0.
5a	Foreign tax credit (attach Form 1118)	5a		
b	Credit from Form 8834 (see instructions)	5b		
c	General business credit (attach Form 3800)	5c		
d	Credit for prior year minimum tax (attach Form 8827)	5d		
e	Bond credits from Form 8912	5e		
6	Total credits. Add lines 5a through 5e		6	
7	Subtract line 6 from line 4		7	0.
8	Personal holding company tax (attach Schedule PH (Form 1120))		8	
9a	Recapture of investment credit (attach Form 4255)	9a		
b	Recapture of low-income housing credit (attach Form 8611)	9b		
c	Interest due under the look-back method-completed long-term contracts (attach Form 8697)	9c		
d	Interest due under the look-back method-income forecast method (attach Form 8866)	9d		
e	Alternative tax on qualifying shipping activities (attach Form 8902)	9e		
f	Other (see instructions - attach statement)	9f		
10	Total. Add lines 9a through 9f		10	
11	Total tax. Add lines 7, 8, and 10. Enter here and on page 1, line 31		11	0.

Part II - Section 965 Payments (see instructions)

12	2018 net 965 tax liability paid from Form 965-B, Part II, column (k), line 2. Enter here and on page 1, line 32	12	
----	---	----	--

Part III - Payments, Refundable Credits, and Section 965 Net Tax Liability

13	2017 overpayment credited to 2018		13	
14	2018 estimated tax payments		14	
15	2018 refund applied for on Form 4466		15	()
16	Combine lines 13, 14, and 15		16	
17	Tax deposited with Form 7004		17	
18	Withholding (see instructions)		18	
19	Total payments. Add lines 16, 17, and 18		19	
20	Refundable credits from:			
a	Form 2439	20a		
b	Form 4136	20b	1,377.	
c	Form 8827, line 8c	20c		
d	Other (attach statement - see instructions)	20d		
21	Total credits. Add lines 20a through 20d		21	1,377.
22	2018 net 965 tax liability from Form 965-B, Part I, column (d), line 2. See instructions		22	
23	Total payments, credits, and section 965 net tax liability. Add lines 19 and 21, and 22. Enter here and on page 1, line 33		23	1,377.

Form **1120** (2018)

Schedule K Other Information (see instructions)					
1	Check accounting method: a <input type="checkbox"/> Cash b <input checked="" type="checkbox"/> Accrual c <input type="checkbox"/> Other (specify) ▶ _____			Yes	No
2	See the instructions and enter the:				
a	Business activity code no. ▶ <u>531310</u>				
b	Business activity ▶ <u>HOMEOWNERS ASSOCIATI</u>				
c	Product or service ▶ <u>COMMON AREA MAINT</u>				
3	Is the corporation a subsidiary in an affiliated group or a parent-subsidiary controlled group? If "Yes," enter name and EIN of the parent corporation ▶ _____				X
4	At the end of the tax year:				
a	Did any foreign or domestic corporation, partnership (including any entity treated as a partnership), trust, or tax-exempt organization own directly 20% or more, or own, directly or indirectly, 50% or more of the total voting power of all classes of the corporation's stock entitled to vote? If "Yes," complete Part I of Schedule G (Form 1120) (attach Schedule G)				X
b	Did any individual or estate own directly 20% or more, or own, directly or indirectly, 50% or more of the total voting power of all classes of the corporation's stock entitled to vote? If "Yes," complete Part II of Schedule G (Form 1120) (attach Schedule G)				X
5	At the end of the tax year, did the corporation:				
a	Own directly 20% or more, or own, directly or indirectly, 50% or more of the total voting power of all classes of stock entitled to vote of any foreign or domestic corporation not included on Form 851 , Affiliations Schedule? For rules of constructive ownership, see instructions If "Yes," complete (i) through (iv) below.				X
	(i) Name of Corporation	(ii) Employer Identification Number (if any)	(iii) Country of Incorporation	(iv) Percentage Owned in Voting Stock	
b	Own directly an interest of 20% or more, or own, directly or indirectly, an interest of 50% or more in any foreign or domestic partnership (including an entity treated as a partnership) or in the beneficial interest of a trust? For rules of constructive ownership, see instructions If "Yes," complete (i) through (iv) below.				X
	(i) Name of Entity	(ii) Employer Identification Number (if any)	(iii) Country of Organization	(iv) Maximum Percentage Owned in Profit, Loss, or Capital	
6	During this tax year, did the corporation pay dividends (other than stock dividends and distributions in exchange for stock) in excess of the corporation's current and accumulated earnings and profits? See sections 301 and 316 If "Yes," file Form 5452 , Corporate Report of Nondividend Distributions. See the instructions for Form 5452. If this is a consolidated return, answer here for the parent corporation and on Form 851 for each subsidiary.				X
7	At any time during the tax year, did one foreign person own, directly or indirectly, at least 25% of the total voting power of all classes of the corporation's stock entitled to vote or at least 25% of the total value of all classes of the corporation's stock? For rules of attribution, see section 318. If "Yes," enter: (a) Percentage owned ▶ _____ and (b) Owner's country ▶ _____ (c) The corporation may have to file Form 5472 , Information Return of a 25% Foreign-Owned U.S. Corporation or a Foreign Corporation Engaged in a U.S. Trade or Business. Enter the number of Forms 5472 attached ▶ _____				X
8	Check this box if the corporation issued publicly offered debt instruments with original issue discount ▶ <input type="checkbox"/> If checked, the corporation may have to file Form 8281 , Information Return for Publicly Offered Original Issue Discount Instruments.				
9	Enter the amount of tax-exempt interest received or accrued during the tax year ▶ \$ _____				
10	Enter the number of shareholders at the end of the tax year (if 100 or fewer) ▶ _____				
11	If the corporation has an NOL for the tax year and is electing to forego the carryback period, check here ▶ <input type="checkbox"/> If the corporation is filing a consolidated return, the statement required by Regulations section 1.1502-21(b)(3) must be attached or the election will not be valid.				
12	Enter the available NOL carryover from prior tax years (do not reduce it by any deduction reported on page 1, line 29a.) ▶ \$ <u>3,999,177.</u>				

Schedule K Other Information (continued from page 4)		Yes	No
13	Are the corporation's total receipts (page 1, line 1a, plus lines 4 through 10) for the tax year and its total assets at the end of the tax year less than \$250,000? If "Yes," the corporation is not required to complete Schedules L, M-1, and M-2. Instead, enter the total amount of cash distributions and the book value of property distributions (other than cash) made during the tax year ► \$ _____		X
14	Is the corporation required to file Schedule UTP (Form 1120), Uncertain Tax Position Statement? See instructions If "Yes," complete and attach Schedule UTP.		X
15a	Did the corporation make any payments in 2018 that would require it to file Form(s) 1099?	X	
b	If "Yes," did or will the corporation file required Forms 1099?	X	
16	During this tax year, did the corporation have an 80% or more change in ownership, including a change due to redemption of its own stock?		X
17	During or subsequent to this tax year, but before the filing of this return, did the corporation dispose of more than 65% (by value) of its assets in a taxable, non-taxable, or tax deferred transaction?		X
18	Did the corporation receive assets in a section 351 transfer in which any of the transferred assets had a fair market basis or fair market value of more than \$1 million?		X
19	During the corporation's tax year, did the corporation make any payments that would require it to file Forms 1042 and 1042-S under chapter 3 (sections 1441 through 1464) or chapter 4 (sections 1471 through 1474) of the Code?		X
20	Is the corporation operating on a cooperative basis?		X
21	During the tax year, did the corporation pay or accrue any interest or royalty for which the deduction is not allowed under section 267A? See instructions If "Yes," enter the total amount of the disallowed deductions ► \$ _____		X
22	Does the corporation have gross receipts of at least \$500 million in any of the 3 preceding tax years? (See sections 59A(e)(2) and (3)) If "Yes," complete and attach Form 8991.		X
23	Did the corporation have an election under section 163(j) for any real property trade or business or any farming business in effect during the tax year? See instructions		X
24	Does the corporation satisfy one of the following conditions and the corporation does not own a pass-through entity with current year, or prior year carryover, excess business interest expense? See instructions a The corporation's aggregate average annual gross receipts (determined under section 448(c)) for the 3 tax years preceding the current tax year do not exceed \$25 million, and the corporation is not a tax shelter, or b The corporation only has business interest expense from (1) an electing real property trade or business, (2) an electing farming business, or (3) certain utility businesses under section 163(j)(7). If "No," complete and attach Form 8990.	X	
25	Is the corporation attaching Form 8996 to certify as a Qualified Opportunity Fund?		X
	If "Yes," enter amount from Form 8996, line 13 ► \$ _____		

Schedule L	Balance Sheets per Books	Beginning of tax year		End of tax year	
		(a)	(b)	(c)	(d)
Assets					
1	Cash		1,890,125.		1,061,285.
2a	Trade notes and accounts receivable	233,602.		324,726.	
b	Less allowance for bad debts	(6,659.)	226,943.	(15,659.)	309,067.
3	Inventories		165,035.		159,257.
4	U.S. government obligations				
5	Tax-exempt securities				
6	Other current assets (att. stmt.) STMT 6		1,062,753.		474,449.
7	Loans to shareholders				
8	Mortgage and real estate loans				
9	Other investments (att. stmt.)				
10a	Buildings and other depreciable assets	25,060,680.		27,432,674.	
b	Less accumulated depreciation	(13,171,947.)	11,888,733.	(13,394,189.)	14,038,485.
11a	Depletable assets				
b	Less accumulated depletion	()		()	
12	Land (net of any amortization)		2,187,628.		2,187,628.
13a	Intangible assets (amortizable only)				
b	Less accumulated amortization	()		()	
14	Other assets (att. stmt.) STMT 7		1,115,575.		356,599.
15	Total assets		18,536,792.		18,586,770.
Liabilities and Shareholders' Equity					
16	Accounts payable		403,533.		568,412.
17	Mortgages, notes, bonds payable in less than 1 year		336,427.		347,951.
18	Other current liabilities (att. stmt.) STMT 8		233,671.		262,452.
19	Loans from shareholders				
20	Mortgages, notes, bonds payable in 1 year or more		749,880.		870,066.
21	Other liabilities (att. stmt.)				
22	Capital stock: a Preferred stock				
b	Common stock				
23	Additional paid-in capital		5,168,269.		6,863,269.
24	Retained earnings - Appropriated (attach statement)				
25	Retained earnings - Unappropriated		11,645,012.		9,674,620.
26	Adjustments to shareholders' equity (attach statement)				
27	Less cost of treasury stock		()		()
28	Total liabilities and shareholders' equity		18,536,792.		18,586,770.

Schedule M-1 Reconciliation of Income (Loss) per Books With Income per Return

Note: The corporation may be required to file Schedule M-3. See instructions.

1	Net income (loss) per books		7	Income recorded on books this year not included on this return (itemize):	
2	Federal income tax per books			Tax-exempt interest \$ _____	
3	Excess of capital losses over capital gains			_____	
4	Income subject to tax not recorded on books this year (itemize): _____			_____	
5	Expenses recorded on books this year not deducted on this return (itemize):		8	Deductions on this return not charged against book income this year (itemize):	
a	Depreciation \$ _____		a	Depreciation \$ _____	
b	Charitable contributions \$ _____		b	Charitable contributions \$ _____	
c	Travel and entertainment \$ _____			_____	
6	Add lines 1 through 5		9	Add lines 7 and 8	
			10	Income (page 1, line 28) - line 6 less line 9	

Schedule M-2 Analysis of Unappropriated Retained Earnings per Books (Line 25, Schedule L)

1	Balance at beginning of year	11,645,012.	5	Distributions: a Cash	
2	Net income (loss) per books	-1,970,392.		b Stock	
3	Other increases (itemize): _____			c Property	
			6	Other decreases (itemize): _____	
			7	Add lines 5 and 6	
4	Add lines 1, 2, and 3	9,674,620.	8	Balance at end of year (line 4 less line 7)	9,674,620.

Cost of Goods Sold

(Rev. November 2018)

▶ **Attach to Form 1120, 1120-C, 1120-F, 1120S, or 1065.**
▶ **Go to www.irs.gov/Form1125A for the latest information.**

OMB No. 1545-0123

Department of the Treasury
Internal Revenue Service
Name

Name LONG COVE CLUB OWNERS' ASSOCIATION, INC.		Employer identification number 57-0752304
1	Inventory at beginning of year	1 165,035.
2	Purchases	2 825,126.
3	Cost of labor	3
4	Additional section 263A costs (attach schedule)	4
5	Other costs (attach schedule)	5
6	Total. Add lines 1 through 5	6 990,161.
7	Inventory at end of year	7 159,257.
8	Cost of goods sold. Subtract line 7 from line 6. Enter here and on Form 1120, page 1, line 2 or the appropriate line of your tax return. See instructions	8 830,904.

9 a Check all methods used for valuing closing inventory:

- (i) Cost
- (ii) Lower of cost or market
- (iii) Other (Specify method used and attach explanation) ▶ _____

b Check if there was a writedown of subnormal goods ▶

c Check if the LIFO inventory method was adopted this tax year for any goods (if checked, attach Form 970) ▶

d If the LIFO inventory method was used for this tax year, enter amount of closing inventory computed under LIFO **9d** _____

e If property is produced or acquired for resale, do the rules of Section 263A apply to the entity? See instructions Yes No

f Was there any change in determining quantities, cost, or valuations between opening and closing inventory? Yes No
If "Yes," attach explanation.

Credit for Federal Tax Paid on Fuels

▶ Go to www.irs.gov/Form4136 for instructions and the latest information.

Name (as shown on your income tax return)

Taxpayer identification number

LONG COVE CLUB OWNERS' ASSOCIATION, INC.

57-0752304

Caution: Claimant has the name and address of the person who sold the fuel to the claimant and the dates of purchase. For claims on lines 1c and 2b (type of use 13 or 14), 3d, 4c, and 5, claimant has not waived the right to make the claim. For claims on lines 1c and 2b (type of use 13 or 14), claimant certifies that a certificate has not been provided to the credit card issuer.

1 Nontaxable Use of Gasoline

Note: CRN is credit reference number.

	(a) Type of use	(b) Rate	(c) Gallons	(d) Amount of credit	(e) CRN
a	Off-highway business use	\$.183	7,523	\$ 1,377.	362
b	Use on a farm for farming purposes	.183			
c	Other nontaxable use (see Caution above line 1)	.183			
d	Exported	.184			411

2 Nontaxable Use of Aviation Gasoline

	(a) Type of use	(b) Rate	(c) Gallons	(d) Amount of credit	(e) CRN
a	Use in commercial aviation (other than foreign trade)	\$.15		\$	354
b	Other nontaxable use (see Caution above line 1)	.193			324
c	Exported	.194			412
d	LUST tax on aviation fuels used in foreign trade	.001			433

3 Nontaxable Use of Undyed Diesel Fuel

Claimant certifies that the diesel fuel did not contain visible evidence of dye.

Exception. If any of the diesel fuel included in this claim **did** contain visible evidence of dye, attach an explanation and check here

	(a) Type of use	(b) Rate	(c) Gallons	(d) Amount of credit	(e) CRN
a	Nontaxable use	\$.243		\$	360
b	Use on a farm for farming purposes	.243			
c	Use in trains	.243			
d	Use in certain intercity and local buses (see Caution above line 1)	.17			350
e	Exported	.244			413

4 Nontaxable Use of Undyed Kerosene (Other Than Kerosene Used in Aviation)

Claimant certifies that the kerosene did not contain visible evidence of dye.

Exception. If any of the kerosene included in this claim **did** contain visible evidence of dye, attach an explanation and check here

	(a) Type of use	(b) Rate	(c) Gallons	(d) Amount of credit	(e) CRN
a	Nontaxable use taxed at \$.244	\$.243		\$	346
b	Use on a farm for farming purposes	.243			
c	Use in certain intercity and local buses (see Caution above line 1)	.17			
d	Exported	.244			414
e	Nontaxable use taxed at \$.044	.043			377
f	Nontaxable use taxed at \$.219	.218			369

LHA For Paperwork Reduction Act Notice, see the separate instructions.

Form **4136** (2018)

5 Kerosene Used in Aviation (see **Caution** above line 1)

	(a) Type of use	(b) Rate	(c) Gallons	(d) Amount of credit	(e) CRN
a	Kerosene used in commercial aviation (other than foreign trade) taxed at \$.244	\$.200		\$	417
b	Kerosene used in commercial aviation (other than foreign trade) taxed at \$.219	.175			355
c	Nontaxable use (other than use by state or local government) taxed at \$.244	.243			346
d	Nontaxable use (other than use by state or local government) taxed at \$.219	.218			369
e	LUST tax on aviation fuels used in foreign trade	.001			433

6 Sales by Registered Ultimate Vendors of Undyed Diesel Fuel

Registration No. ►

Claimant certifies that it sold the diesel fuel at a tax-excluded price, repaid the amount of tax to the buyer, or has obtained the written consent of the buyer to make the claim. Claimant certifies that the diesel fuel did not contain visible evidence of dye.

Exception. If any of the diesel fuel included in this claim **did** contain visible evidence of dye, attach an explanation and check here

	(b) Rate	(c) Gallons	(d) Amount of credit	(e) CRN
a	Use by a state or local government	\$.243	\$	360
b	Use in certain intercity and local buses	.17		350

7 Sales by Registered Ultimate Vendors of Undyed Kerosene (Other Than Kerosene For Use in Aviation)

Registration No. ►

Claimant certifies that it sold the kerosene at a tax-excluded price, repaid the amount of tax to the buyer, or has obtained the written consent of the buyer to make the claim. Claimant certifies that the kerosene did not contain visible evidence of dye.

Exception. If any of the kerosene included in this claim **did** contain visible evidence of dye, attach an explanation and check here

	(b) Rate	(c) Gallons	(d) Amount of credit	(e) CRN
a	Use by a state or local government	\$.243	\$	346
b	Sales from a blocked pump	.243		
c	Use in certain intercity and local buses	.17		

8 Sales by Registered Ultimate Vendors of Kerosene For Use in Aviation

Registration No. ►

Claimant sold the kerosene for use in aviation at a tax-excluded price and has not collected the amount of tax from the buyer, repaid the amount of tax to the buyer, or has obtained the written consent of the buyer to make the claim. See the instructions for additional information to be submitted.

	(a) Type of use	(b) Rate	(c) Gallons	(d) Amount of credit	(e) CRN
a	Use in commercial aviation (other than foreign trade) taxed at \$.219	\$.175		\$	355
b	Use in commercial aviation (other than foreign trade) taxed at \$.244	.200			417
c	Nonexempt use in noncommercial aviation	.025			418
d	Other nontaxable uses taxed at \$.244	.243			346
e	Other nontaxable uses taxed at \$.219	.218			369
f	LUST tax on aviation fuels used in foreign trade	.001			433

9 Reserved for future use

Registration No. ►

	(b) Rate	(c) Gallons of alcohol	(d) Amount of credit	(e) CRN
a Reserved for future use			\$	
b Reserved for future use				

10 Reserved for future use

Registration No. ►

	(b) Rate	(c) Gallons of biodiesel or renewable diesel	(d) Amount of credit	(e) CRN
a Reserved for future use			\$	
b Reserved for future use				
c Reserved for future use				

11 Nontaxable Use of Alternative Fuel

Caution: There is a reduced credit rate for use in certain intercity and local buses (type of use 5) (see instructions).

	(a) Type of use	(b) Rate	(c) Gallons, or gasoline or diesel gallon equivalents	(d) Amount of credit	(e) CRN
a	Liquefied petroleum gas (LPG)	\$.183		\$	419
b	"P Series" fuels	.183			420
c	Compressed natural gas (CNG)	.183			421
d	Liquefied hydrogen	.183			422
e	Fischer-Tropsch process liquid fuel from coal (including peat)	.243			423
f	Liquid fuel derived from biomass	.243			424
g	Liquefied natural gas (LNG)	.243			425
h	Liquefied gas derived from biomass	.183			435

12 Reserved for future use

Registration No. ►

	(b) Rate	(c) Gallons, or gasoline or diesel gallon equivalents	(d) Amount of credit	(e) CRN
a Reserved for future use			\$	
b Reserved for future use				
c Reserved for future use				
d Reserved for future use				
e Reserved for future use				
f Reserved for future use				
g Reserved for future use				
h Reserved for future use				
i Reserved for future use				

13 Registered Credit Card Issuers

Registration No. ►

	(b) Rate	(c) Gallons	(d) Amount of credit	(e) CRN
a Diesel fuel sold for the exclusive use of a state or local government	\$.243		\$	360
b Kerosene sold for the exclusive use of a state or local government	.243			346
c Kerosene for use in aviation sold for the exclusive use of a state or local government taxed at \$.219	.218			369

14 Nontaxable Use of a Diesel-Water Fuel Emulsion

Caution: There is a reduced credit rate for use in certain intercity and local buses (type of use 5) (see instructions).

	(a) Type of use	(b) Rate	(c) Gallons	(d) Amount of credit	(e) CRN
a Nontaxable use		\$.197		\$	309
b Exported		.198			306

15 Diesel-Water Fuel Emulsion Blending

Registration No. ►

	(b) Rate	(c) Gallons	(d) Amount of credit	(e) CRN
Blender credit	\$.046		\$	310

16 Exported Dyed Fuels and Exported Gasoline Blendstocks

	(b) Rate	(c) Gallons	(d) Amount of credit	(e) CRN
a Exported dyed diesel fuel and exported gasoline blendstocks taxed at \$.001	\$.001		\$	415
b Exported dyed kerosene	.001			416

17 Total income tax credit claimed. Add lines 1 through 16, column (d). Enter here and on Schedule 5 (Form 1040), line 73; Form 1120, Schedule J, line 20b; Form 1120S, line 23c; Form 1041, line 25h; or the proper line of other returns. ►	17	\$	1,377.	
--	-----------	----	---------------	--

Form **4136** (2018)

General Business Credit

▶ Go to www.irs.gov/Form3800 for instructions and the latest information.
 ▶ You must attach all pages of Form 3800, pages 1, 2, and 3, to your tax return.

LONG COVE CLUB OWNERS' ASSOCIATION, INC.

Identifying number
 57-0752304

Part I Current Year Credit for Credits Not Allowed Against Tentative Minimum Tax (TMT)
 (See instructions and complete Part(s) III before Parts I and II.)

1	General business credit from line 2 of all Parts III with box A checked	1	0.
2	Passive activity credits from line 2 of all Parts III with box B checked 2		
3	Enter the applicable passive activity credits allowed for 2018. See instructions	3	
4	Carryforward of general business credit to 2018. Enter the amount from line 2 of Part III with box C checked. See instructions for statement to attach	4	
5	Carryback of general business credit from 2019. Enter the amount from line 2 of Part III with box D checked	5	
6	Add lines 1, 3, 4, and 5	6	

Part II Allowable Credit

7	Regular tax before credits: <ul style="list-style-type: none"> Individuals. Enter the sum of the amounts from Form 1040, line 11a, and Schedule 2 (Form 1040), line 46, or the sum of the amounts from Form 1040NR, lines 42 and 44 Corporations. Enter the amount from Form 1120, Schedule J, Part I, line 2; or the applicable line of your return Estates and trusts. Enter the sum of the amounts from Form 1041, Schedule G, lines 1a and 1b; or the amount from the applicable line of your return 	7	0.
8	Alternative minimum tax: <ul style="list-style-type: none"> Individuals. Enter the amount from Form 6251, line 11 Corporations. Enter -0- Estates and trusts. Enter the amount from Schedule I (Form 1041), line 56 ... 	8	0.
9	Add lines 7 and 8	9	0.
10a	Foreign tax credit	10a	
b	Certain allowable credits (see instructions)	10b	
c	Add lines 10a and 10b	10c	
11	Net income tax. Subtract line 10c from line 9. If zero, skip lines 12 through 15 and enter -0- on line 16	11	0.
12	Net regular tax. Subtract line 10c from line 7. If zero or less, enter -0-	12	0.
13	Enter 25% (0.25) of the excess, if any, of line 12 over \$25,000. See instructions	13	
14	Tentative minimum tax: <ul style="list-style-type: none"> Individuals. Enter the amount from Form 6251, line 9 Corporations. Enter -0- Estates and trusts. Enter the amount from Schedule I (Form 1041), line 54 	14	
15	Enter the greater of line 13 or line 14	15	
16	Subtract line 15 from line 11. If zero or less, enter -0-	16	
17	Enter the smaller of line 6 or line 16	17	

C corporations: See the line 17 instructions if there has been an ownership change, acquisition, or reorganization.

LHA For Paperwork Reduction Act Notice, see separate instructions.

Part II Allowable Credit (continued)

Note: If you are not required to report any amounts on line 22 or 24 below, skip lines 18 through 25 and enter -0- on line 26.

18	Multiply line 14 by 75% (0.75). See instructions	18	
19	Enter the greater of line 13 or line 18	19	
20	Subtract line 19 from line 11. If zero or less, enter -0-	20	
21	Subtract line 17 from line 20. If zero or less, enter -0-	21	
22	Combine the amounts from line 3 of all Parts III with box A, C, or D checked	22	
23	Passive activity credit from line 3 of all Parts III with box B checked	23	
24	Enter the applicable passive activity credit allowed for 2018. See instructions	24	
25	Add lines 22 and 24	25	
26	Empowerment zone and renewal community employment credit allowed. Enter the smaller of line 21 or line 25	26	
27	Subtract line 13 from line 11. If zero or less, enter -0-	27	0.
28	Add lines 17 and 26	28	0.
29	Subtract line 28 from line 27. If zero or less, enter -0-	29	0.
30	Enter the general business credit from line 5 of all Parts III with box A checked	30	751.
31	Reserved	31	
32	Passive activity credits from line 5 of all Parts III with box B checked	32	
33	Enter the applicable passive activity credits allowed for 2018. See instructions	33	
34	Carryforward of business credit to 2018. Enter the amount from line 5 of Part III with box C checked and line 6 of Part III with box G checked. See instructions for statement to attach	34	3,554.
35	Carryback of business credit from 2019. Enter the amount from line 5 of Part III with box D checked. See instructions	35	
36	Add lines 30, 33, 34, and 35	36	4,305.
37	Enter the smaller of line 29 or line 36	37	0.
38	Credit allowed for the current year. Add lines 28 and 37. Report the amount from line 38 (if smaller than the sum of Part I, line 6, and Part II, lines 25 and 36, see instructions) as indicated below or on the applicable line of your return. <ul style="list-style-type: none"> • Individuals. Schedule 3 (Form 1040), line 54, or Form 1040NR, line 51 • Corporations. Form 1120, Schedule J, Part I, line 5c • Estates and trusts. Form 1041, Schedule G, line 2b 	38	0.

LONG COVE CLUB OWNERS' ASSOCIATION, INC.

Identifying number

57-0752304

Part III General Business Credits or Eligible Small Business Credits (see instructions)

Complete a separate Part III for each box checked below. See instructions.

- A General Business Credit From a Non-Passive Activity
- B General Business Credit From a Passive Activity
- C General Business Credit Carryforwards
- D General Business Credit Carrybacks
- E Reserved
- F Reserved
- G Eligible Small Business Credit Carryforwards
- H Reserved

I If you are filing more than one Part III with box A or B checked, complete and attach first an additional Part III combining amounts from all Parts III with box A or B checked. Check here if this is the consolidated Part III

(a) Description of credit	(b) If claiming the credit from a pass-through entity, enter the EIN	(c) Enter the appropriate amount
Note: On any line where the credit is from more than one source, a separate Part III is needed for each pass-through entity.		

1a Investment (Form 3468, Part II only) (attach Form 3468)	1a	
b Reserved	1b	
c Increasing research activities (Form 6765)	1c	
d Low-income housing (Form 8586, Part I only)	1d	
e Disabled access (Form 8826) (see instructions for limitation)	1e	
f Renewable electricity, refined coal, and Indian coal production (Form 8835)	1f	
g Indian employment (Form 8845)	1g	
h Orphan drug (Form 8820)	1h	
i New markets (Form 8874)	1i	
j Small employer pension plan startup costs (Form 8881) (see instructions for limitation)	1j	
k Employer-provided child care facilities and services (Form 8882) (see instructions for limitation)	1k	
l Biodiesel and renewable diesel fuels (attach Form 8864)	1l	
m Low sulfur diesel fuel production (Form 8896)	1m	
n Distilled spirits (Form 8906)	1n	
o Nonconventional source fuel (carryforward only)	1o	
p Energy efficient home (Form 8908)	1p	
q Energy efficient appliance (carryforward only)	1q	
r Alternative motor vehicle (Form 8910)	1r	
s Alternative fuel vehicle refueling property (Form 8911)	1s	
t Enhanced oil recovery credit (Form 8830)	1t	
u Mine rescue team training (Form 8923)	1u	
v Agricultural chemicals security (carryforward only)	1v	
w Employer differential wage payments (Form 8932)	1w	
x Carbon oxide sequestration (Form 8933)	1x	
y Qualified plug-in electric drive motor vehicle (Form 8936)	1y	
z Qualified plug-in electric vehicle (carryforward only)	1z	
aa Employee retention (Form 5884-A)	1aa	
bb General credits from an electing large partnership (Schedule K-1 (Form 1065-B))	1bb	
zz Other. Oil and gas production from marginal wells (Form 8904) and certain other credits (see instructions)	1zz	
2 Add lines 1a through 1zz and enter here and on the applicable line of Part I	2	
3 Enter the amount from Form 8844 here and on the applicable line of Part II	3	
4a Investment (Form 3468, Part III) (attach Form 3468)	4a	
b Work opportunity (Form 5884)	4b	
c Biofuel producer (Form 6478)	4c	
d Low-income housing (Form 8586, Part II)	4d	
e Renewable electricity, refined coal, and Indian coal production (Form 8835)	4e	
f Employer social security and Medicare taxes paid on certain employee tips (Form 8846)	4f	751.
g Qualified railroad track maintenance (Form 8900)	4g	
h Small employer health insurance premiums (Form 8941)	4h	
i Increasing research activities (Form 6765)	4i	
j Employer credit for paid family and medical leave (Form 8994)	4j	
z Other	4z	
5 Add lines 4a through 4z and enter here and on the applicable line of Part II	5	751.
6 Add lines 2, 3, and 5 and enter here and on the applicable line of Part II	6	751.

Name(s) shown on return

Identifying number

LONG COVE CLUB OWNERS' ASSOCIATION, INC.

57-0752304

Part III General Business Credits or Eligible Small Business Credits (see instructions)

Complete a separate Part III for each box checked below. See instructions.

- A General Business Credit From a Non-Passive Activity
- B General Business Credit From a Passive Activity
- C General Business Credit Carryforwards
- D General Business Credit Carrybacks
- E Reserved
- F Reserved
- G Eligible Small Business Credit Carryforwards
- H Reserved

I If you are filing more than one Part III with box A or B checked, complete and attach first an additional Part III combining amounts from all Parts III with box A or B checked. Check here if this is the consolidated Part III

(a) Description of credit	(b) If claiming the credit from a pass-through entity, enter the EIN	(c) Enter the appropriate amount
Note: On any line where the credit is from more than one source, a separate Part III is needed for each pass-through entity.		
1a Investment (Form 3468, Part II only) (attach Form 3468)	1a	
b Reserved	1b	
c Increasing research activities (Form 6765)	1c	
d Low-income housing (Form 8586, Part I only)	1d	
e Disabled access (Form 8826) (see instructions for limitation)	1e	
f Renewable electricity, refined coal, and Indian coal production (Form 8835)	1f	
g Indian employment (Form 8845)	1g	
h Orphan drug (Form 8820)	1h	
i New markets (Form 8874)	1i	
j Small employer pension plan startup costs (Form 8881) (see instructions for limitation)	1j	
k Employer-provided child care facilities and services (Form 8882) (see instructions for limitation)	1k	
l Biodiesel and renewable diesel fuels (attach Form 8864)	1l	
m Low sulfur diesel fuel production (Form 8896)	1m	
n Distilled spirits (Form 8906)	1n	
o Nonconventional source fuel (carryforward only)	1o	
p Energy efficient home (Form 8908)	1p	
q Energy efficient appliance (carryforward only)	1q	
r Alternative motor vehicle (Form 8910)	1r	
s Alternative fuel vehicle refueling property (Form 8911)	1s	
t Enhanced oil recovery credit (Form 8830)	1t	
u Mine rescue team training (Form 8923)	1u	
v Agricultural chemicals security (carryforward only)	1v	
w Employer differential wage payments (Form 8932)	1w	
x Carbon oxide sequestration (Form 8933)	1x	
y Qualified plug-in electric drive motor vehicle (Form 8936)	1y	
z Qualified plug-in electric vehicle (carryforward only)	1z	
aa Employee retention (Form 5884-A)	1aa	
bb General credits from an electing large partnership (Schedule K-1 (Form 1065-B))	1bb	
zz Other. Oil and gas production from marginal wells (Form 8904) and certain other credits (see instructions)	1zz	
2 Add lines 1a through 1zz and enter here and on the applicable line of Part I	2	
3 Enter the amount from Form 8844 here and on the applicable line of Part II	3	
4a Investment (Form 3468, Part III) (attach Form 3468)	4a	
b Work opportunity (Form 5884)	4b	
c Biofuel producer (Form 6478)	4c	
d Low-income housing (Form 8586, Part II)	4d	
e Renewable electricity, refined coal, and Indian coal production (Form 8835)	4e	
f Employer social security and Medicare taxes paid on certain employee tips (Form 8846)	4f	3,554.
g Qualified railroad track maintenance (Form 8900)	4g	
h Small employer health insurance premiums (Form 8941)	4h	
i Increasing research activities (Form 6765)	4i	
j Employer credit for paid family and medical leave (Form 8994)	4j	
z Other	4z	
5 Add lines 4a through 4z and enter here and on the applicable line of Part II	5	3,554.
6 Add lines 2, 3, and 5 and enter here and on the applicable line of Part II	6	3,554.

**SCHEDULE B
(Form 1120)**

(Rev. December 2018)
Department of the Treasury
Internal Revenue Service

**Additional Information for
Schedule M-3 Filers**

▶ Attach to Form 1120.

▶ Go to www.irs.gov/Form1120 for the latest information.

OMB No. 1545-0123

Name LONG COVE CLUB OWNERS' ASSOCIATION, INC.	Employer identification number (EIN) 57-0752304
---	---

	Yes	No
1 Does any amount reported on Schedule M-3 (Form 1120), Part II, line 9 or 10, column (d), reflect allocations to this corporation from a partnership of income, gain, loss, deduction, or credit that are disproportionate to this corporation's capital contribution to the partnership or its ratio for sharing other items of the partnership?		X
2 At any time during the tax year, did the corporation sell, exchange, or transfer any interest in an intangible asset to a related person as defined in section 267(b)?		X
3 At any time during the tax year, did the corporation acquire any interest in an intangible asset from a related person as defined in section 267(b)?		X
4a During the tax year, did the corporation enter into a cost-sharing arrangement with any related foreign party on whose behalf the corporation did not file Form 5471, Information Return of U.S. Persons With Respect To Certain Foreign Corporations?		X
b At any time during the tax year, was the corporation a participant in a cost-sharing arrangement with any related foreign party on whose behalf the corporation did not file Form 5471?		X
5 At any time during the tax year, did the corporation make any change in accounting principle for financial accounting purposes? See instructions for the definition of "change in accounting principle"		X
6 At any time during the tax year, did the corporation make any change in a method of accounting for U.S. income tax purposes?		X
7 At any time during the tax year, did the corporation own any voluntary employees' beneficiary association (VEBA) trusts that were used to hold funds designated for employee benefits?		X
8 At any time during the tax year, did the corporation use an allocation method for indirect costs capitalized to self-constructed assets that varied from its financial method of accounting?		X
9 At any time during the tax year, did the corporation treat for tax purposes indirect costs, as defined in Regulations sections 1.263A-1(e)(3)(ii)(F), (G), and (H), as mixed-service costs, as defined in Regulations section 1.263A-1(e)(4)(ii)(C)?		X
10 Did the corporation, under section 118 or 362(c) and the related regulations, take a return filing position characterizing any amount as a contribution to the capital of the corporation during the tax year by any nonshareholders? Amounts so characterized may include, without limitation, incentives, inducements, money, and property		X

For Paperwork Reduction Act Notice, see the Instructions for Form 1120.

Schedule B (Form 1120) (Rev. 12-2018)

Net Income (Loss) Reconciliation for Corporations With Total Assets of \$10 Million or More

2018

Department of the Treasury
Internal Revenue Service

▶ Attach to Form 1120 or 1120-C.

▶ Go to www.irs.gov/Form1120 for instructions and the latest information.

Name of corporation (common parent, if consolidated return) LONG COVE CLUB OWNERS' ASSOCIATION, INC.	Employer identification number 57-0752304
Check applicable box(es): (1) <input checked="" type="checkbox"/> Non-consolidated return (2) <input type="checkbox"/> Consolidated return (Form 1120 only) (3) <input type="checkbox"/> Mixed 1120/L/PC group (4) <input type="checkbox"/> Dormant subsidiaries schedule attached	

Part I Financial Information and Net Income (Loss) Reconciliation (see instructions)

1 a Did the corporation file SEC Form 10-K for its income statement period ending with or within this tax year?
 Yes. Skip lines 1b and 1c and complete lines 2a through 11 with respect to that SEC Form 10-K.
 No. Go to line 1b. See instructions if multiple non-tax-basis income statements are prepared.

b Did the corporation prepare a certified audited non-tax-basis income statement for that period?
 Yes. Skip line 1c and complete lines 2a through 11 with respect to that income statement.
 No. Go to line 1c.

c Did the corporation prepare a non-tax-basis income statement for that period?
 Yes. Complete lines 2a through 11 with respect to that income statement.
 No. Skip lines 2a through 3c and enter the corporation's net income (loss) per its books and records on line 4a.

2 a Enter the income statement period: Beginning 01/01/2018 Ending 12/31/2018

b Has the corporation's income statement been restated for the income statement period on line 2a?
 Yes. (If "Yes," attach an explanation and the amount of each item restated.)
 No.

c Has the corporation's income statement been restated for any of the five income statement periods immediately preceding the period on line 2a?
 Yes. (If "Yes," attach an explanation and the amount of each item restated.)
 No.

3 a Is any of the corporation's voting common stock publicly traded?
 Yes.
 No. If "No," go to line 4a.

b Enter the symbol of the corporation's primary U.S. publicly traded voting common stock

c Enter the nine-digit CUSIP number of the corporation's primary publicly traded voting common stock

4 a Worldwide consolidated net income (loss) from income statement source identified in Part I, line 1	4a	-1,970,392.
b Indicate accounting standard used for line 4a (see instructions): (1) <input checked="" type="checkbox"/> GAAP (2) <input type="checkbox"/> IFRS (3) <input type="checkbox"/> Statutory (4) <input type="checkbox"/> Tax-basis (5) <input type="checkbox"/> Other (specify) _____		
5 a Net income from nonincludible foreign entities (attach statement)	5a	()
b Net loss from nonincludible foreign entities (attach statement and enter as a positive amount)	5b	
6 a Net income from nonincludible U.S. entities (attach statement)	6a	()
b Net loss from nonincludible U.S. entities (attach statement and enter as a positive amount)	6b	
7 a Net income (loss) of other includible foreign disregarded entities (attach statement)	7a	
b Net income (loss) of other includible U.S. disregarded entities (attach statement)	7b	
c Net income (loss) of other includible entities (attach statement)	7c	
8 Adjustment to eliminations of transactions between includible entities and nonincludible entities (attach stmt.)	8	
9 Adjustment to reconcile income statement period to tax year (attach statement)	9	
10 a Intercompany dividend adjustments to reconcile to line 11 (attach statement)	10a	
b Other statutory accounting adjustments to reconcile to line 11 (attach statement)	10b	
c Other adjustments to reconcile to amount on line 11 (attach statement)	10c	
11 Net income (loss) per income statement of includible corporations. Combine lines 4 through 10	11	-1,970,392.

Note: Part I, line 11, must equal Part II, line 30, column (a) or Schedule M-1, line 1 (see instructions).

12 Enter the total amount (not just the corporation's share) of the assets and liabilities of all entities included or removed on the following lines.

	Total Assets	Total Liabilities
a Included on Part I, line 4	18,586,770.	2,048,881.
b Removed on Part I, line 5		
c Removed on Part I, line 6		
d Included on Part I, line 7		

Name of corporation (common parent, if consolidated return) LONG COVE CLUB OWNERS' ASSOCIATION, INC.		Employer identification number 57-0752304
Check applicable box(es): (1) <input type="checkbox"/> Consolidated group (2) <input type="checkbox"/> Parent corp (3) <input type="checkbox"/> Consolidated eliminations (4) <input type="checkbox"/> Subsidiary corp (5) <input type="checkbox"/> Mixed 1120/L/PC group		
Check if a sub-consolidated: (6) <input type="checkbox"/> 1120 group (7) <input type="checkbox"/> 1120 eliminations		
Name of subsidiary (if consolidated return)		Employer identification number

Part II Reconciliation of Net Income (Loss) per Income Statement of Includible Corporations With Taxable Income per Return (see instructions)

Income (Loss) Items (Attach statements for lines 1 through 12)	(a) Income (Loss) per Income Statement	(b) Temporary Difference	(c) Permanent Difference	(d) Income (Loss) per Tax Return
1 Income (loss) from equity method foreign corporations				
2 Gross foreign dividends not previously taxed				
3 Subpart F, QEF, and similar inc inclusions				
4 Gross-up for foreign taxes deemed paid				
5 Gross foreign distributions previously taxed				
6 Income (loss) from equity method U.S. corporations				
7 U.S. dividends not eliminated in tax consolidation				
8 Minority interest for includible corporations				
9 Income (loss) from U.S. partnerships				
10 Income (loss) from foreign partnerships				
11 Income (loss) from other pass-through entities				
12 Items relating to reportable transactions				
13 Interest income (see instructions)	35,314.			35,314.
14 Total accrual to cash adjustment				
15 Hedging transactions				
16 Mark-to-market income (loss)				
17 Cost of goods sold (see instructions)	(830,904)			(830,904)
18 Sale versus lease (for sellers and/or lessors)				
19 Section 481(a) adjustments				
20 Unearned/deferred revenue				
21 Income recognition from long-term contracts				
22 Original issue discount and other imputed interest				
23a Income statement gain/loss on sale, exchange, abandonment, worthlessness, or other disposition of assets other than inventory and pass-through entities	-160,585.	160,585.		
b Gross capital gains from Schedule D, excluding amounts from pass-through entities				
c Gross capital losses from Schedule D, excluding amounts from pass-through entities, abandonment losses, and worthless stock losses				
d Net gain/loss reported on Form 4797, line 17, excluding amounts from pass-through entities, abandonment losses, and worthless stock losses		-28,694.		-28,694.
e Abandonment losses				
f Worthless stock losses (attach stmt.)				
g Other gain/loss on disposition of assets other than inventory				
24 Capital loss limitation and carryforward used				
25 Other income (loss) items with differences (attach stmt.) STMT 10	1,519,031.	9,204.		1,528,235.
26 Total income (loss) items. Combine lines 1 through 25	562,856.	141,095.		703,951.
27 Total expense/deduction items (from Part III, line 39)	-5,481,121.	1,748,787.	2,128.	-3,730,206.
28 Other items with no differences STMT 11	2,947,873.			2,947,873.
29a Mixed groups, see instructions. All others, combine lines 26 through 28	-1,970,392.	1,889,882.	2,128.	-78,382.
b PC insurance subgroup reconciliation totals				
c Life insurance subgroup reconciliation totals				
30 Reconciliation totals. Combine lines 29a through 29c	-1,970,392.	1,889,882.	2,128.	-78,382.

Note: Line 30, column (a), must equal Part I, line 11, and column (d) must equal Form 1120, page 1, line 28.

Name of corporation (common parent, if consolidated return) LONG COVE CLUB OWNERS' ASSOCIATION, INC.		Employer identification number 57-0752304
Check applicable box(es): (1) <input type="checkbox"/> Consolidated group (2) <input type="checkbox"/> Parent corp (3) <input type="checkbox"/> Consolidated eliminations (4) <input type="checkbox"/> Subsidiary corp (5) <input type="checkbox"/> Mixed 1120/L/PC group		
Check if a sub-consolidated: (6) <input type="checkbox"/> 1120 group (7) <input type="checkbox"/> 1120 eliminations		
Name of subsidiary (if consolidated return)		Employer identification number

Part III Reconciliation of Net Income (Loss) per Income Statement of Includible Corporations With Taxable Income per Return - Expense/Deduction Items (see instructions)

Expense/Deduction Items	(a) Expense per Income Statement	(b) Temporary Difference	(c) Permanent Difference	(d) Deduction per Tax Return
1 U.S. current income tax expense				
2 U.S. deferred income tax expense				
3 State and local current income tax expense				
4 State and local deferred income tax expense				
5 Foreign current income tax expense (other than foreign withholding taxes)				
6 Foreign deferred income tax expense				
7 Foreign withholding taxes				
8 Interest expense (see instructions)				
9 Stock option expense				
10 Other equity-based compensation				
11 Meals and entertainment				
12 Fines and penalties				
13 Judgments, damages, awards, and similar costs				
14 Parachute payments				
15 Compensation with section 162(m) limitation				
16 Pension and profit-sharing				
17 Other post-retirement benefits				
18 Deferred compensation				
19 Charitable contribution of cash and tangible property				
20 Charitable contribution of intangible property				
21 Charitable contribution limitation/carryforward				
22 Domestic production activities deduction (see instrs.)				
23 Current year acquisition or reorganization investment banking fees				
24 Current year acquisition or reorganization legal and accounting fees				
25 Current year acquisition/reorganization other costs				
26 Amortization/impairment of goodwill				
27 Amortization of acquisition, reorganization, and start-up costs				
28 Other amortization or impairment write-offs		527.		527.
29 Reserved				
30 Depletion				
31 Depreciation	1,334,958.	-211,840.		1,123,118.
32 Bad debt expense				
33 Corporate owned life insurance premiums (Purchase versus lease for purchasers and/or lessees)				
35 Research and development costs				
36 Section 118 exclusion (att. stmt.)				
37 Section 162(r) - FDIC premiums paid by certain large financial institutions (see instructions)				
38 Other expense/deduction items with differences (attach stmt.) STMT 13	4,146,163.	-1,537,474.	-2,128.	2,606,561.
39 Total expense/deduction items. Combine lines 1 through 38. Enter here and on Part II, line 27, reporting positive amounts as negative and negative amounts as positive	5,481,121.	-1,748,787.	-2,128.	3,730,206.

Depreciation and Amortization
 (Including Information on Listed Property) OTHER

▶ Attach to your tax return.

▶ Go to www.irs.gov/Form4562 for instructions and the latest information.

Name(s) shown on return LONG COVE CLUB OWNERS' ASSOCIATION, INC.	Business or activity to which this form relates OTHER DEPRECIATION	Identifying number 57-0752304
--	--	---

Part I Election To Expense Certain Property Under Section 179 Note: If you have any listed property, complete Part V before you complete Part I.

1 Maximum amount (see instructions)	1	
2 Total cost of section 179 property placed in service (see instructions)	2	
3 Threshold cost of section 179 property before reduction in limitation	3	
4 Reduction in limitation. Subtract line 3 from line 2. If zero or less, enter -0-	4	
5 Dollar limitation for tax year. Subtract line 4 from line 1. If zero or less, enter -0-. If married filing separately, see instructions	5	
6 (a) Description of property (b) Cost (business use only) (c) Elected cost		
7 Listed property. Enter the amount from line 29	7	
8 Total elected cost of section 179 property. Add amounts in column (c), lines 6 and 7	8	
9 Tentative deduction. Enter the smaller of line 5 or line 8	9	
10 Carryover of disallowed deduction from line 13 of your 2017 Form 4562	10	
11 Business income limitation. Enter the smaller of business income (not less than zero) or line 5	11	
12 Section 179 expense deduction. Add lines 9 and 10, but don't enter more than line 11	12	
13 Carryover of disallowed deduction to 2019. Add lines 9 and 10, less line 12	13	

Note: Don't use Part II or Part III below for listed property. Instead, use Part V.

Part II Special Depreciation Allowance and Other Depreciation (Don't include listed property.)

14 Special depreciation allowance for qualified property (other than listed property) placed in service during the tax year	14	
15 Property subject to section 168(f)(1) election	15	
16 Other depreciation (including ACRS)	16	85,220.

Part III MACRS Depreciation (Don't include listed property. See instructions.)

Section A

17 MACRS deductions for assets placed in service in tax years beginning before 2018	17	969,798.
18 If you are electing to group any assets placed in service during the tax year into one or more general asset accounts, check here <input type="checkbox"/>		

Section B - Assets Placed in Service During 2018 Tax Year Using the General Depreciation System

(a) Classification of property	(b) Month and year placed in service	(c) Basis for depreciation (business/investment use only - see instructions)	(d) Recovery period	(e) Convention	(f) Method	(g) Depreciation deduction
19a 3-year property						
b 5-year property		279,425.	5 YRS.	HY	200DB	55,892.
c 7-year property		36,898.	7 YRS.	HY	200DB	5,273.
d 10-year property						
e 15-year property						
f 20-year property						
g 25-year property			25 yrs.		S/L	
h Residential rental property	/		27.5 yrs.	MM	S/L	
	/		27.5 yrs.	MM	S/L	
i Nonresidential real property	SEE STATEMENT 15		39 yrs.	MM	S/L	6,935.
	/			MM	S/L	

Section C - Assets Placed in Service During 2018 Tax Year Using the Alternative Depreciation System

20a Class life					S/L
b 12-year			12 yrs.		S/L
c 30-year	/		30 yrs.	MM	S/L
d 40-year	/		40 yrs.	MM	S/L

Part IV Summary (See instructions.)

21 Listed property. Enter amount from line 28	21	
22 Total. Add amounts from line 12, lines 14 through 17, lines 19 and 20 in column (g), and line 21. Enter here and on the appropriate lines of your return. Partnerships and S corporations - see instr.	22	1,123,118.
23 For assets shown above and placed in service during the current year, enter the portion of the basis attributable to section 263A costs	23	

Part V Listed Property (Include automobiles, certain other vehicles, certain aircraft, and property used for entertainment, recreation, or amusement.)
Note: For any vehicle for which you are using the standard mileage rate or deducting lease expense, complete only 24a, 24b, columns (a) through (c) of Section A, all of Section B, and Section C if applicable.

Section A - Depreciation and Other Information (Caution: See the instructions for limits for passenger automobiles.)

24a Do you have evidence to support the business/investment use claimed? Yes No 24b If "Yes," is the evidence written? Yes No

Table with 9 columns: (a) Type of property, (b) Date placed in service, (c) Business/investment use percentage, (d) Cost or other basis, (e) Basis for depreciation, (f) Recovery period, (g) Method/Convention, (h) Depreciation deduction, (i) Elected section 179 cost. Rows 25-29.

Section B - Information on Use of Vehicles

Complete this section for vehicles used by a sole proprietor, partner, or other "more than 5% owner," or related person. If you provided vehicles to your employees, first answer the questions in Section C to see if you meet an exception to completing this section for those vehicles.

Table with 6 columns: (a) Vehicle, (b) Vehicle, (c) Vehicle, (d) Vehicle, (e) Vehicle, (f) Vehicle. Rows 30-36.

Section C - Questions for Employers Who Provide Vehicles for Use by Their Employees

Answer these questions to determine if you meet an exception to completing Section B for vehicles used by employees who aren't more than 5% owners or related persons.

Table with 2 columns: Yes, No. Rows 37-41.

Note: If your answer to 37, 38, 39, 40, or 41 is "Yes," don't complete Section B for the covered vehicles.

Part VI Amortization

Table with 6 columns: (a) Description of costs, (b) Date amortization begins, (c) Amortizable amount, (d) Code section, (e) Amortization period or percentage, (f) Amortization for this year. Rows 42-44.

2018 DEPRECIATION AND AMORTIZATION REPORT

OTHER DEPRECIATION

OTHER

Asset No.	Description	Date Acquired	Method	Life	Conv	Line No.	Unadjusted Cost Or Basis	Bus % Excl	Section 179 Expense	* Reduction In Basis	Basis For Depreciation	Beginning Accumulated Depreciation	Current Sec 179 Expense	Current Year Deduction	Ending Accumulated Depreciation
454	FRANCHISE RIGHTS	09/17/99		480M		43	21,063.				21,063.	9,749.		527.	10,276.
486	CONSTRUCTION IN PROGRESS	08/27/09	L				75,934.				75,934.			0.	
511	CART PATHS	06/30/87	L				100.				100.			0.	
513	10-MITY-LITE FOLDING TABLES	05/31/10	150DB	7.00		HY17	2,707.				2,707.	2,707.		0.	2,707.
515	OUTDOOR PATIO STAINLESS STEEL GRILL EQUIP	12/31/10	150DB	7.00		HY17	5,256.				5,256.	5,256.		0.	5,256.
517	COMMUNITY TRAFFIC STREET SIGNAGE	03/31/10	150DB	7.00		HY17	3,167.				3,167.	3,167.		0.	3,167.
518	FLAG POLES FOR ENTRANCE/MARINA	04/30/10	150DB	7.00		HY17	3,646.				3,646.	3,646.		0.	3,646.
519	WIRE SHELVING/WORK TABLE@KITCHEN AREA	06/30/10	150DB	7.00		HY17	3,315.				3,315.	3,315.		0.	3,315.
520	SS SHELVING/12MM PASTA CUTTER/OTHER MISC	10/31/10	150DB	7.00		HY17	2,043.				2,043.	2,043.		0.	2,043.
523	GC LIGHTNING DETECTION SYSTEM	06/30/10	150DB	7.00		HY17	26,687.				26,687.	26,687.		0.	26,687.
524	2-REELMASTERS MODEL #5610	10/31/10	150DB	7.00		HY17	94,849.				94,849.	94,849.		0.	94,849.
525	2 WHEEL DRIVE KUBOTA TRACTOR	12/15/10	150DB	7.00		HY17	20,598.				20,598.	20,598.		0.	20,598.
526	#18 BRIDGE REPLACEMENT	06/30/10	150DB	15.00		HY17	28,650.				28,650.	15,964.		1,691.	17,655.
527	RENOVATION OF ALL WASTE BUNKERS (09/10)	06/30/10	150DB	15.00		HY17	136,550.				136,550.	76,077.		8,063.	84,140.
528	REGASSING/LEVELING OF TEE AREAS	06/30/10	150DB	15.00		HY17	182,728.				182,728.	101,804.		10,790.	112,594.
529	FAB/INSTALL SS IRRIGATION INLET FILTER-PUMPHOUSE	09/30/10	150DB	15.00		HY17	9,504.				9,504.	5,294.		561.	5,855.
530	FIX OF #12 LAGOON BANKS	12/31/10	150DB	15.00		HY17	81,639.				81,639.	45,485.		4,821.	50,306.
531	LAGOON REVITALIZATION PROJECT WORK (09/10)	12/31/10	150DB	15.00		HY17	114,724.				114,724.	63,916.		6,774.	70,690.

2018 DEPRECIATION AND AMORTIZATION REPORT

OTHER DEPRECIATION

OTHER

Asset No.	Description	Date Acquired	Method	Life	Conv	Line No.	Unadjusted Cost Or Basis	Bus % Excl	Section 179 Expense	* Reduction In Basis	Basis For Depreciation	Beginning Accumulated Depreciation	Current Sec 179 Expense	Current Year Deduction	Ending Accumulated Depreciation
532	DOG PARK (COMPLETE)	01/05/10	150DB	15.00		HY17	23,936.				23,936.	13,336.		1,413.	14,749.
533	2010 CH LANDSCAPE ENHANCEMENTS	06/30/10	150DB	15.00		HY17	62,157.				62,157.	34,629.		3,670.	38,299.
534	SIX NEW PUNGO 140/ACADIA 2 KAYAKS	04/30/10	150DB	7.00		HY17	4,214.				4,214.	4,214.		0.	4,214.
535	(D)ADMIN BLDG VIDEO/AUDIO UPGRADES	12/31/10	150DB	5.00		HY17	5,520.				5,520.	5,520.		0.	5,520.
536	POOL DEPTH MARKERS	05/31/10	150DB	7.00		HY17	3,200.				3,200.	3,200.		0.	3,200.
537	LOOMIS FERRY RESURFACE	06/30/10	150DB	15.00		HY17	84,152.				84,152.	46,884.		4,969.	51,853.
538	AED HEART DEFIBRILLATOR FOR PATROL	09/30/10	150DB	7.00		HY17	2,185.				2,185.	2,185.		0.	2,185.
539	MOTOROLA XTS 2500 MODEL II + SOFTWARE	12/31/10	150DB	5.00		HY17	3,690.				3,690.	3,690.		0.	3,690.
540	4 RADIOS, 32 CHANNEL - XPR3280 (GCM)	07/28/11	150DB	7.00		HY17	3,610.				3,610.	3,389.		221.	3,610.
541	CAT BACKHOE/LOADER 4WD	02/14/11	150DB	7.00		HY17	58,472.				58,472.	54,891.		3,581.	58,472.
543	2011 FORD F150 - GCM SUPERINTENDENT	08/31/11	150DB	5.00		HY17	27,033.				27,033.	27,033.		0.	27,033.
545	AQUA MASTER FOUNTAIN (AT ENTRANCE LAGOON)	07/21/11	150DB	15.00		HY17	7,680.				7,680.	3,826.		453.	4,279.
547	BRIDGE (REPLACEMENT) AT #17 GREEN/#18 TEE	08/11/11	150DB	15.00		HY17	33,445.				33,445.	16,660.		1,975.	18,635.
548	RECONFIGURATION OF #15 FAIRWAY BUNKER	08/11/11	150DB	15.00		HY17	7,356.				7,356.	3,664.		434.	4,098.
552	PLAYMATE GENIE BALL MACHINE	02/18/11	150DB	7.00		HY17	7,820.				7,820.	7,341.		479.	7,820.
554	VARIOUS IMPROVEMENTS AT THE FARM	06/30/11	150DB	15.00		HY17	25,796.				25,796.	12,849.		1,523.	14,372.
555	POOL WROUGHT IRON GATES	03/31/11	150DB	15.00		HY17	2,790.				2,790.	1,391.		165.	1,556.
556	RESTORATION OF LAGOON BANKS (#9 AND #12)	09/30/11	150DB	15.00		HY17	260,443.				260,443.	129,722.		15,379.	145,101.

2018 DEPRECIATION AND AMORTIZATION REPORT

OTHER DEPRECIATION

OTHER

Asset No.	Description	Date Acquired	Method	Life	Conv	Line No.	Unadjusted Cost Or Basis	Bus % Excl	Section 179 Expense	* Reduction In Basis	Basis For Depreciation	Beginning Accumulated Depreciation	Current Sec 179 Expense	Current Year Deduction	Ending Accumulated Depreciation
557	FORTESSA DINNERWARE	09/30/11	150DB	7.00		HY17	596.				596.	560.		36.	596.
559	DELL PRECISION M6500 LAPTOP (MARKETING/MEDIA)	04/28/11	150DB	5.00		HY17	2,776.				2,776.	2,776.		0.	2,776.
560	30 MICROSOFT LICENSES/1 OMNIPLEX 980 DESKTOP	05/26/11	150DB	3.00		HY17	14,607.				14,607.	14,607.		0.	14,607.
561	6 OMNIPLEX 980 WORKSTATIONS	07/14/11	150DB	5.00		HY17	9,367.				9,367.	9,367.		0.	9,367.
563	GATEHOUSE IMPROVEMENTS	12/31/12	150DB	15.00		MQ17	15,269.				15,269.	6,365.		902.	7,267.
566	DELL PC	01/01/12	150DB	5.00		MQ17	1,372.				1,372.	1,372.		0.	1,372.
567	DELL PC	04/06/12	150DB	5.00		MQ17	962.				962.	962.		0.	962.
568	DELL PC	04/06/12	150DB	5.00		MQ17	1,380.				1,380.	1,380.		0.	1,380.
569	DELL PC	04/26/12	150DB	5.00		MQ17	1,101.				1,101.	1,101.		0.	1,101.
570	TRAILER	04/30/12	150DB	5.00		MQ17	8,400.				8,400.	8,400.		0.	8,400.
572	RANGE CART & CAB	06/30/12	150DB	5.00		MQ17	8,171.				8,171.	8,171.		0.	8,171.
573	SCORE CARD HOLDERS	06/30/12	150DB	7.00		MQ17	900.				900.	749.		110.	859.
574	(D)TURF 2 11 HP, 2 WH BRAKES	07/13/12	150DB	7.00		MQ17	34,330.				34,330.	27,482.		2,634.	30,116.
575	HOSHIZAKI ICE MACHINE	07/13/12	150DB	7.00		MQ17	5,716.				5,716.	4,576.		702.	5,278.
576	GOLF & OUTDOOT EQMT	12/31/12	150DB	7.00		MQ17	2,195.				2,195.	1,693.		268.	1,961.
578	(D)CONSULTING FEES - GOLF COURSE	01/01/12	150DB	7.00		MQ17	22,081.				22,081.	19,061.		2,349.	21,410.
579	BAG DROP IMPROVEMENT	12/31/12	150DB	7.00		MQ17	4,550.				4,550.	3,511.		554.	4,065.
580	GOLF COURSE IMPROVEMENTS	12/31/12	150DB	15.00		MQ17	77,345.				77,345.	32,245.		4,567.	36,812.

2018 DEPRECIATION AND AMORTIZATION REPORT

OTHER DEPRECIATION

OTHER

Asset No.	Description	Date Acquired	Method	Life	Conv	Line No.	Unadjusted Cost Or Basis	Bus % Excl	Section 179 Expense	* Reduction In Basis	Basis For Depreciation	Beginning Accumulated Depreciation	Current Sec 179 Expense	Current Year Deduction	Ending Accumulated Depreciation
581	LAGOON BANKS - #12	01/27/12	150DB	15.00	MC	17	13,054.				13,054.	6,020.		771.	6,791.
582	LAGOON IMPROVEMENTS (FINAL & RETAINAGE)	03/02/12	150DB	15.00	MC	17	18,683.				18,683.	8,617.		1,103.	9,720.
583	LAGOON IMPROVEMENTS	12/31/12	150DB	15.00	MC	17	406,658.				406,658.	169,533.		24,013.	193,546.
584	CART SEATS, SAND BOTTLES, CART MODELS 3.0	05/23/12	150DB	7.00	MC	17	3,340.				3,340.	2,779.		408.	3,187.
586	SERVERS, INSTALLATION & DATA MIGRATION	03/29/12	150DB	5.00	MC	17	27,873.				27,873.	27,873.		0.	27,873.
587	SAVIN 920SPF COPIER/FAX/SCANNER	04/26/12	150DB	5.00	MC	17	2,242.				2,242.	2,242.		0.	2,242.
588	POOL IMPROVEMENTS	12/31/12	150DB	15.00	MC	17	112,454.				112,454.	46,881.		6,640.	53,521.
589	RECREATIONAL PATH STUDY	01/01/12	150DB	7.00	MC	17	2,200.				2,200.	1,899.		268.	2,167.
590	ROAD IMPROVEMENTS	12/31/12	150DB	15.00	MC	17	197,307.				197,307.	82,256.		11,651.	93,907.
591	DECATUR ONSITE 200 DOLLY SPEED SIGN	07/24/12	150DB	7.00	MC	17	4,146.				4,146.	3,319.		509.	3,828.
592	TENNIS SHOP	01/11/12	150DB	7.00	MC	17	1,485.				1,485.	1,282.		180.	1,462.
593	TENNIS COURTS REVITALIZATION	01/27/12	150DB	15.00	MC	17	25,655.				25,655.	11,832.		1,515.	13,347.
597	CLUBHOUSE RENOVATIONS	07/31/13	SL	39.00	MM	17	155,643.				155,643.	17,793.		3,991.	21,784.
598	SPRINKLER REPLACEMENT - CLUBHOUSE	07/31/13	SL	39.00	MM	17	86,775.				86,775.	9,920.		2,225.	12,145.
602	GOLF PRO SHOP RENOVATIONS	12/31/13	SL	39.00	MM	17	26,704.				26,704.	2,769.		685.	3,454.
603	CLUBHOUSE RENOVATIONS	12/31/13	SL	39.00	MM	17	5,023,457.				5,023,457.	520,605.		128,807.	649,412.
604	(D)SNACK BAR ICE MACHINE	12/31/13	150DB	7.00	MC	17	5,519.				5,519.	3,586.		588.	4,174.
605	CLUBHOUSE PATIO FURNITURE	05/31/13	150DB	7.00	MC	17	47,902.				47,902.	33,999.		5,854.	39,853.

2018 DEPRECIATION AND AMORTIZATION REPORT

OTHER DEPRECIATION

OTHER

Asset No.	Description	Date Acquired	Method	Life	Conv	Line No.	Unadjusted Cost Or Basis	Bus % Excl	Section 179 Expense	* Reduction In Basis	Basis For Depreciation	Beginning Accumulated Depreciation	Current Sec 179 Expense	Current Year Deduction	Ending Accumulated Depreciation
606	POOL FURNITURE	04/30/13	150DB	7.00	MC	17	26,333.				26,333.	18,690.		3,218.	21,908.
607	POOL LANDSCAPING	05/31/13	150DB	15.00	MC	17	11,260.				11,260.	4,335.		693.	5,028.
608	TERRACOTA POTS FOR POOL DECK (6)	06/01/13	150DB	7.00	MC	17	2,995.				2,995.	2,126.		366.	2,492.
609	FRONT ENTRANCE LANDSCAPING	11/30/13	150DB	15.00	MC	17	38,859.				38,859.	13,682.		2,518.	16,200.
610	YAMAHA PIANO (DARIUS RUCKER)	05/31/13	150DB	7.00	MC	17	3,284.				3,284.	2,330.		402.	2,732.
611	(D)WASHER & DRYER - C/H	12/31/13	150DB	7.00	MC	17	2,332.				2,332.	1,515.		107.	1,622.
612	CABINETS	12/31/13	150DB	7.00	MC	17	6,240.				6,240.	4,054.		760.	4,814.
613	FF&E CLUBHOUSE 2013	12/31/13	150DB	7.00	MC	17	860,103.				860,103.	558,859.		104,781.	663,640.
615	BUFFALO BLOWER	06/01/13	150DB	7.00	MC	17	7,096.				7,096.	5,037.		867.	5,904.
616	TURF 1 GASOLINE, 9 HP PICKUP	06/01/13	150DB	7.00	MC	17	8,244.				8,244.	5,851.		1,008.	6,859.
617	TURF 2, 11 HP, 2-WH BRAKE	06/01/13	150DB	7.00	MC	17	8,743.				8,743.	6,205.		1,069.	7,274.
618	TURF 2, 11 HP, 2-WH BRAKE	06/01/13	150DB	7.00	MC	17	8,743.				8,743.	6,205.		1,069.	7,274.
619	TURF 2, 11 HP, 2-WH BRAKE	06/01/13	150DB	7.00	MC	17	8,743.				8,743.	6,205.		1,069.	7,274.
620	GOLF COURSE PRACTICE AREA	08/31/13	150DB	15.00	MC	17	123,107.				123,107.	45,366.		7,774.	53,140.
621	BAG DROP AREA RENOVATION	12/31/13	150DB	15.00	MC	17	134,075.				134,075.	47,208.		8,687.	55,895.
622	LANDSCAPE REMEDIATION	12/31/13	150DB	15.00	MC	17	85,977.				85,977.	30,272.		5,571.	35,843.
623	SUN MOUNTAIN WALKING GOLF CARTS	03/31/13	150DB	5.00	MC	17	8,250.				8,250.	8,080.		170.	8,250.
624	CLUBWIDE TELEPHONE SYSTEM	05/31/13	150DB	7.00	MC	17	27,559.				27,559.	19,561.		3,368.	22,929.

2018 DEPRECIATION AND AMORTIZATION REPORT

OTHER DEPRECIATION

OTHER

Asset No.	Description	Date Acquired	Method	Life	Conv	Line No.	Unadjusted Cost Or Basis	Bus % Excl	Section 179 Expense	* Reduction In Basis	Basis For Depreciation	Beginning Accumulated Depreciation	Current Sec 179 Expense	Current Year Deduction	Ending Accumulated Depreciation
625	TECHNOLOGY UPGRADE (POS) & TVS	12/31/13	150DB	5.00	MC	17	34,203.				34,203.	29,294.		4,909.	34,203.
626	PLAYGROUND EQMT.	11/30/13	150DB	15.00	MC	17	45,237.				45,237.	15,928.		2,931.	18,859.
627	POOL RENOVATION	08/31/13	150DB	15.00	MC	17	2,532.				2,532.	933.		160.	1,093.
628	ROOT BARRIER INSTALLATION	12/31/13	150DB	15.00	MC	17	164,344.				164,344.	57,866.		10,648.	68,514.
629	LEISURE PATH	12/31/13	150DB	15.00	MC	17	5,150.				5,150.	1,814.		334.	2,148.
630	TURF 1 GASOLINE 9HP	11/30/13	150DB	7.00	MC	17	8,003.				8,003.	5,200.		975.	6,175.
631	TENNIS SHOP IMPR	12/31/13	150DB	7.00	MC	17	9,233.				9,233.	6,000.		1,125.	7,125.
637	GOLF PRO SHOP RENOVATION 2014	05/31/14	SL	39.00	MM	17	7,300.				7,300.	678.		187.	865.
638	CLUBHOUSE LANDSCAPE ENHANCEMENTS '14	05/31/14	SL	39.00	MM	17	42,275.				42,275.	3,930.		1,084.	5,014.
639	LABOR TO INSTALL CARPET	06/30/14	SL	39.00	MM	17	1,800.				1,800.	163.		46.	209.
640	LANDSCAPING	06/30/14	SL	39.00	MM	17	3,218.				3,218.	294.		83.	377.
641	CLUBHOUSE RENOVATION 2014	06/30/14	SL	39.00	MM	17	73,963.				73,963.	6,715.		1,896.	8,611.
642	PANA ROOFING	07/31/14	SL	39.00	MM	17	1,980.				1,980.	176.		51.	227.
643	TILE AT WATER FEATURE	09/30/14	SL	39.00	MM	17	1,200.				1,200.	102.		31.	133.
644	CLUBHOUSE ELEVATOR 2014	10/31/14	SL	39.00	MM	17	55,119.				55,119.	4,533.		1,413.	5,946.
645	TENNIS CENTER ROOF REPAIRS 2014	10/31/14	SL	39.00	MM	17	3,850.				3,850.	318.		99.	417.
646	CLUBHOUSE ART	05/31/14	150DB	7.00	MC	17	7,451.				7,451.	4,378.		911.	5,289.
647	SECURITY CAMERAS (REPLACED)	10/31/14	150DB	7.00	MC	17	6,170.				6,170.	3,257.		752.	4,009.

2018 DEPRECIATION AND AMORTIZATION REPORT

OTHER DEPRECIATION

OTHER

Asset No.	Description	Date Acquired	Method	Life	Conv	Line No.	Unadjusted Cost Or Basis	Bus % Excl	Section 179 Expense	* Reduction In Basis	Basis For Depreciation	Beginning Accumulated Depreciation	Current Sec 179 Expense	Current Year Deduction	Ending Accumulated Depreciation
648	CLUBHOUSE DOORS & CLOSURES 2014	05/31/14	150DB	7.00	MC	17	9,615.				9,615.	5,649.		1,175.	6,824.
649	CLUBHOUSE PATIO FURN. (2014 ADDTL)	05/31/14	150DB	7.00	MC	17	2,849.				2,849.	1,674.		348.	2,022.
650	CHINA, GLASS, SILVER, ETC. CLUBHOUSE 2014	05/31/14	150DB	7.00	MC	17	42,396.				42,396.	24,909.		5,181.	30,090.
651	(D)TRIMS SOFTWARE GROUNDS MGMT (2 USER LIC)	07/31/14	150DB	3.00	MC	17	2,395.				2,395.	2,395.		0.	2,395.
652	CH KITCHEN EQUIPMENT JULY 2014	07/31/14	150DB	7.00	MC	17	9,186.				9,186.	5,098.		1,128.	6,226.
653	KITCHEN EQMT. 2014	09/30/14	150DB	7.00	MC	17	12,346.				12,346.	6,852.		1,516.	8,368.
654	CH ACCESSORIES, ART, ETC. FOR RENO	12/31/14	150DB	7.00	MC	17	74,971.				74,971.	39,580.		9,133.	48,713.
655	CH ACCESSORIES	12/31/14	150DB	7.00	MC	17	5,247.				5,247.	2,770.		639.	3,409.
656	RANGE SLED & FOLDING BAG STAND	05/31/14	150DB	7.00	MC	17	2,445.				2,445.	1,437.		299.	1,736.
657	WALKING CARTS	06/30/14	150DB	7.00	MC	17	2,490.				2,490.	1,463.		304.	1,767.
658	DIVOT MIX AND WASTE CONTAINERS	07/31/14	150DB	7.00	MC	17	5,755.				5,755.	3,194.		706.	3,900.
659	SHIPPING & HANDLING ON EQMT.	07/31/14	150DB	7.00	MC	17	912.				912.	506.		112.	618.
660	DIVOT MIX & WASTE CONTAINERS (2 OF 2)	09/30/14	150DB	7.00	MC	17	5,755.				5,755.	3,194.		706.	3,900.
661	FLIGHTSCOPE	10/31/14	150DB	7.00	MC	17	9,042.				9,042.	4,774.		1,101.	5,875.
662	CARRYALL 500 GAS (3 UNITS)	12/31/14	150DB	7.00	MC	17	25,853.				25,853.	13,649.		3,149.	16,798.
663	WORKMAN HDX GAS 2WD	12/31/14	150DB	7.00	MC	17	21,027.				21,027.	11,101.		2,562.	13,663.
664	WORKMAN HDX GAS 2WD	12/31/14	150DB	7.00	MC	17	21,027.				21,027.	11,101.		2,562.	13,663.
665	WORKMAN HDX GAS 2WD	12/31/14	150DB	7.00	MC	17	22,553.				22,553.	11,907.		2,747.	14,654.

2018 DEPRECIATION AND AMORTIZATION REPORT

OTHER DEPRECIATION

OTHER

Asset No.	Description	Date Acquired	Method	Life	Conv	Line No.	Unadjusted Cost Or Basis	Bus % Excl	Section 179 Expense	* Reduction In Basis	Basis For Depreciation	Beginning Accumulated Depreciation	Current Sec 179 Expense	Current Year Deduction	Ending Accumulated Depreciation
666	WORKMAN HDX GAS 2WD	12/31/14	150DB	7.00	MC	17	21,027.				21,027.	11,101.		2,562.	13,663.
667	CARRYALL 500 GAS	12/31/14	150DB	7.00	MC	17	25,853.				25,853.	13,649.		3,149.	16,798.
668	COMFORT STATION 2014	05/31/14	150DB	7.00	MC	17	19,782.				19,782.	11,623.		2,417.	14,040.
669	HOSHIZAKI ICE MACHINE @ COMFORT STA.	05/31/14	150DB	7.00	MC	17	5,629.				5,629.	3,308.		688.	3,996.
670	REVITALIZATION SURVEY & CONSULT-GC	05/31/14	150DB	15.00	MC	17	9,700.				9,700.	3,071.		663.	3,734.
671	WORK ON TEES 8/14	08/31/14	150DB	15.00	MC	17	10,000.				10,000.	2,984.		702.	3,686.
672	WORK ON PUTTING GREED 08/14	08/31/14	150DB	15.00	MC	17	21,071.				21,071.	6,286.		1,479.	7,765.
673	BERMUDA & ZOYSIA GRASS	08/31/14	150DB	15.00	MC	17	1,189.				1,189.	355.		83.	438.
674	LANDSCAPE REMEDIATION 2014	12/31/14	150DB	15.00	MC	17	138,210.				138,210.	38,714.		9,950.	48,664.
675	LAGOON ENGINEERING STUDY 2014	12/31/14	150DB	15.00	MC	17	24,419.				24,419.	6,839.		1,758.	8,597.
676	WORK ON FRONT ENTRANCE 08/14	08/31/14	SL	39.00	MM	17	3,222.				3,222.	280.		83.	363.
677	KAYAKS	06/30/14	150DB	7.00	MC	17	2,403.				2,403.	1,412.		294.	1,706.
678	TECHNOLOGY UPDATE 2014	05/31/14	150DB	5.00	MC	17	4,937.				4,937.	3,799.		828.	4,627.
679	PRINTER REPAIRS 2014	12/31/14	150DB	5.00	MC	17	3,819.				3,819.	2,644.		627.	3,271.
680	DELL OPTIPLEX	12/31/14	150DB	5.00	MC	17	1,659.				1,659.	1,148.		273.	1,421.
681	LONG COVE POOLHOUSE RENOVATION STUDY	08/31/14	SL	39.00	MM	17	20,575.				20,575.	1,782.		528.	2,310.
682	POOLHOUSE RENOVATION STUDY 2014	09/30/14	SL	39.00	MM	17	1,115.				1,115.	95.		29.	124.
683	CLUBHOUSE ADDITIONAL PARKING (1 OF 2)	09/30/14	150DB	15.00	MC	17	146,678.				146,678.	43,760.		10,292.	54,052.

2018 DEPRECIATION AND AMORTIZATION REPORT

OTHER DEPRECIATION

OTHER

Asset No.	Description	Date Acquired	Method	Life	Conv	Line No.	Unadjusted Cost Or Basis	Bus % Excl	Section 179 Expense	* Reduction In Basis	Basis For Depreciation	Beginning Accumulated Depreciation	Current Sec 179 Expense	Current Year Deduction	Ending Accumulated Depreciation
684	CLUBHOUSE ADDITIONAL PARKING (2 OF 2)	09/30/14	150DB	15.00	MC	17	46,283.				46,283.	13,808.		3,248.	17,056.
685	ROADS REPAIR & MAINTENANCE 2014	12/31/14	150DB	15.00	MC	17	472,602.				472,602.	132,382.		34,022.	166,404.
686	2 DEFIBRILATORS (LIFEPAK CR + AED)	08/31/14	150DB	7.00	MC	17	3,650.				3,650.	2,025.		448.	2,473.
687	SECURITY PC FOR CAMERAS	09/30/14	150DB	7.00	MC	17	901.				901.	500.		111.	611.
688	TENNIS SHOP WORK 2014	05/31/14	150DB	7.00	MC	17	3,675.				3,675.	2,160.		449.	2,609.
689	TENNIS COURT RESURFACING 2014	05/31/14	150DB	15.00	MC	17	20,000.				20,000.	6,332.		1,367.	7,699.
690	TENNIS COURTS REFIT 2014	05/31/14	150DB	7.00	MC	17	921.				921.	541.		113.	654.
691	BALANCE DUE ON ELEVATOR IN CH	05/31/15	SL	39.00	MM	17	5,860.				5,860.	394.		150.	544.
692	TENNIS HVAC UNIT - 2015	05/31/15	SL	39.00	MM	17	4,478.				4,478.	302.		115.	417.
693	PRO SHOP RENOVATION 2015	07/09/15	SL	39.00	MM	17	9,904.				9,904.	624.		254.	878.
694	CLUBHOUSE RAILINGS	07/31/15	SL	39.00	MM	17	7,070.				7,070.	445.		181.	626.
695	CLUBHOUSE ELEVATOR - 2015	07/31/15	SL	39.00	MM	17	965.				965.	61.		25.	86.
696	TENNIS BUILDING PAINT	12/30/15	SL	39.00	MM	17	3,500.				3,500.	184.		90.	274.
697	SOUS VIDE WATER BATH COOKING SYSTEM	03/31/15	150DB	7.00	HY	17	973.				973.	437.		119.	556.
698	HALO HEAT SLO COOKER & HOLD OVEN	04/30/15	150DB	7.00	HY	17	9,147.				9,147.	4,105.		1,120.	5,225.
699	DANCE FLOOR - CLUBHOUSE	04/30/15	150DB	7.00	HY	17	6,824.				6,824.	3,063.		836.	3,899.
700	SOUND SYSTEM - PREFUNCTION AREA	06/30/15	150DB	7.00	HY	17	1,000.				1,000.	448.		123.	571.
701	(D)CHINA GLASS AND SILVER	06/30/15	150DB	7.00	HY	17	4,365.				4,365.	1,959.		268.	2,227.

2018 DEPRECIATION AND AMORTIZATION REPORT

OTHER DEPRECIATION

OTHER

Asset No.	Description	Date Acquired	Method	Life	Conv	Line No.	Unadjusted Cost Or Basis	Bus % Excl	Section 179 Expense	* Reduction In Basis	Basis For Depreciation	Beginning Accumulated Depreciation	Current Sec 179 Expense	Current Year Deduction	Ending Accumulated Depreciation
702	(D)CHINA GLASS AND SILVER	06/30/15	150DB	7.00		HY17	452.				452.	203.		28.	231.
703	(D)PUB GLASS	06/30/15	150DB	7.00		HY17	136.				136.	61.		9.	70.
704	HOLE IN ONE PLAQUE	06/30/15	150DB	7.00		HY17	4,500.				4,500.	2,020.		551.	2,571.
705	(D)CHINA GLASS & SILVER	10/31/15	150DB	7.00		HY17	2,115.				2,115.	950.		130.	1,080.
706	CHINA GLASS & SILVER 2	11/25/15	150DB	7.00		HY17	425.				425.	191.		52.	243.
707	WORKMAN HDX	03/31/15	150DB	7.00		HY17	6,890.				6,890.	3,092.		844.	3,936.
708	WALKING CARTS 2015	07/01/15	150DB	7.00		HY17	1,780.				1,780.	799.		218.	1,017.
709	DAKOTA TOPDRESSER REPLACEMENT	09/30/15	150DB	7.00		HY17	9,424.				9,424.	4,230.		1,154.	5,384.
710	MH 400 REPLACEMENT	09/30/15	150DB	7.00		HY17	35,745.				35,745.	16,042.		4,378.	20,420.
711	AIR COMPRESSOR	09/30/15	150DB	7.00		HY17	2,883.				2,883.	1,294.		353.	1,647.
713	KUBOTA TRACTOR	09/30/15	150DB	7.00		HY17	21,836.				21,836.	9,800.		2,675.	12,475.
714	WALKING CARTS2 2015	09/30/15	150DB	7.00		HY17	500.				500.	225.		61.	286.
715	(D)PETE DYE CONSULT	06/30/15	150DB	15.00		HY17	8,195.				8,195.	1,890.		316.	2,206.
716	SIMONEAUX ELECT	07/30/15	150DB	15.00		HY17	1,230.				1,230.	284.		95.	379.
717	PRACTICE RANGE ELECTRIC	07/30/15	150DB	15.00		HY17	5,400.				5,400.	1,245.		416.	1,661.
718	BOBBY WEED GOLF DESIGN	08/21/15	150DB	15.00		HY17	401.				401.	92.		31.	123.
719	WITMER JONES KEEFER CONSULT	08/25/15	150DB	15.00		HY17	1,311.				1,311.	303.		101.	404.
720	ELECTRIC TO RANGE	08/31/15	150DB	15.00		HY17	425.				425.	98.		33.	131.

2018 DEPRECIATION AND AMORTIZATION REPORT

OTHER DEPRECIATION

OTHER

Asset No.	Description	Date Acquired	Method	Life	Conv	Line No.	Unadjusted Cost Or Basis	Bus % Excl	Section 179 Expense	* Reduction In Basis	Basis For Depreciation	Beginning Accumulated Depreciation	Current Sec 179 Expense	Current Year Deduction	Ending Accumulated Depreciation
721	CURBING AT RANGE	08/31/15	150DB	15.00		HY17	3,200.				3,200.	738.		246.	984.
722	#16 RESTROOM RENO	09/30/15	150DB	15.00		HY17	18,729.				18,729.	4,317.		1,441.	5,758.
723	PUMP HOUSE RENOVATION	09/30/15	150DB	15.00		HY17	9,680.				9,680.	2,232.		745.	2,977.
724	GOLF RANGE EQUIPMENT	10/31/15	150DB	15.00		HY17	7,369.				7,369.	1,699.		567.	2,266.
725	BOBBY WEED GOLF DESIGN	11/20/15	150DB	15.00		HY17	11,519.				11,519.	2,655.		886.	3,541.
726	LAGOON ENGINEERING STUDY	09/30/15	150DB	15.00		HY17	25,029.				25,029.	5,770.		1,926.	7,696.
727	LANDSCAPE REMEDIATION 2015	12/31/15	150DB	15.00		HY17	38,170.				38,170.	8,799.		2,937.	11,736.
728	TIME CLOCKS (CH,GOLF MNT, CART BARN)	03/31/15	150DB	5.00		HY17	6,000.				6,000.	3,501.		1,000.	4,501.
729	DELL OPTIPLEX 3020 (KRIS L.)	03/31/15	150DB	5.00		HY17	689.				689.	403.		114.	517.
730	DELL OPTIPLEX 3020	03/31/15	150DB	5.00		HY17	689.				689.	403.		114.	517.
731	DELL OPTIPLEX 3020 (PRO SHOP)	03/31/15	150DB	5.00		HY17	689.				689.	403.		114.	517.
732	CHEFTEC PLUS SOFTWARE	05/31/15	150DB	3.00		HY17	3,525.				3,525.	3,085.		440.	3,525.
733	ARB COMPUTER/MONITOR	06/30/15	150DB	5.00		HY17	1,747.				1,747.	1,020.		291.	1,311.
734	CHEFTEC INTERFACE	06/30/15	150DB	5.00		HY17	2,650.				2,650.	1,547.		441.	1,988.
735	DELL OPTIPLEX & EASTHSCAPES SOFTWARE	12/30/15	150DB	3.00		HY17	2,212.				2,212.	1,936.		276.	2,212.
736	BASKETBALL HOOP	09/30/15	150DB	15.00		HY17	2,956.				2,956.	682.		227.	909.
737	BASKETBALL COURT	11/06/15	150DB	15.00		HY17	17,907.				17,907.	4,128.		1,378.	5,506.
738	POOL RESURFACE - DECKING	07/31/15	SL	39.00		MM16	4,400.				4,400.	273.		113.	386.

2018 DEPRECIATION AND AMORTIZATION REPORT

OTHER DEPRECIATION

OTHER

Asset No.	Description	Date Acquired	Method	Life	Conv	Line No.	Unadjusted Cost Or Basis	Bus % Excl	Section 179 Expense	* Reduction In Basis	Basis For Depreciation	Beginning Accumulated Depreciation	Current Sec 179 Expense	Current Year Deduction	Ending Accumulated Depreciation
739	POOL RESURFACE	12/10/15	SL	39.00	MM	17	13,450.				13,450.	704.		345.	1,049.
740	ROAD WORK 2015 (ACCRUED 12/31/14)	03/31/15	150DB	15.00	HY	17	29,987.				29,987.	6,913.		2,307.	9,220.
741	ADMIN / TENNIS PARKING LOT RESURFACE	08/21/15	150DB	15.00	HY	17	15,199.				15,199.	3,504.		1,170.	4,674.
742	LAGOON RESTORATION 2015	12/30/15	150DB	15.00	HY	17	14,457.				14,457.	3,332.		1,113.	4,445.
748	ADMIN RENOVATION	09/30/16	SL	39.00	MM	17	15,783.				15,783.	523.		405.	928.
749	CLUBHOUSE RAILING	11/30/16	SL	39.00	MM	17	1,200.				1,200.	35.		31.	66.
750	RADIO REPLACEMENT - GOLF MAINTENANCE	03/31/16	200DB	7.00	HY	17	16,079.				16,079.	6,235.		2,813.	9,048.
751	KRYOVAC	06/30/16	200DB	7.00	HY	17	2,279.				2,279.	884.		399.	1,283.
752	MIXER	06/30/16	200DB	7.00	HY	17	1,126.				1,126.	437.		197.	634.
753	GRILLE	06/30/16	200DB	7.00	HY	17	5,315.				5,315.	2,061.		930.	2,991.
754	REACH IN FREEZER	09/30/16	200DB	7.00	HY	17	10,428.				10,428.	4,044.		1,824.	5,868.
756	BLENDERS	10/31/16	200DB	7.00	HY	17	1,153.				1,153.	447.		202.	649.
757	CLUBHOUSE PODIUM	11/30/16	200DB	7.00	HY	17	2,359.				2,359.	915.		413.	1,328.
758	WATER COOLER	09/30/16	200DB	7.00	HY	17	2,371.				2,371.	920.		415.	1,335.
759	FOLEY REEL GRINDER	12/31/16	200DB	7.00	HY	17	41,070.				41,070.	15,925.		7,184.	23,109.
760	FOLEY BED-KNIFE GRINDER	12/31/16	200DB	7.00	HY	17	17,750.				17,750.	6,883.		3,105.	9,988.
761	BALL WASHER	09/30/16	200DB	7.00	HY	17	1,990.				1,990.	772.		348.	1,120.
762	GOLF COURSE REVITALIZATION 2016	12/31/16	150DB	15.00	HY	17	40,393.				40,393.	5,857.		3,454.	9,311.

2018 DEPRECIATION AND AMORTIZATION REPORT

OTHER DEPRECIATION

OTHER

Asset No.	Description	Date Acquired	Method	Life	Conv	Line No.	Unadjusted Cost Or Basis	Bus % Excl	Section 179 Expense	* Reduction In Basis	Basis For Depreciation	Beginning Accumulated Depreciation	Current Sec 179 Expense	Current Year Deduction	Ending Accumulated Depreciation
763	GOLF COURSE REDESIGN	12/31/16	150DB	15.00		HY17	56,927.				56,927.	8,255.		4,867.	13,122.
764	LAGOON ENGINEERING STUDY 2016	12/31/16	150DB	15.00		HY17	16,198.				16,198.	2,349.		1,385.	3,734.
765	JETSKI DOCKS	03/31/16	150DB	15.00		HY17	16,500.				16,500.	2,393.		1,411.	3,804.
766	KAYAKS	06/30/16	200DB	7.00		HY17	5,000.				5,000.	1,939.		875.	2,814.
767	FAST ATTACK FIRE PUMP	10/31/16	200DB	7.00		HY17	3,318.				3,318.	1,287.		580.	1,867.
768	SECURITY PC AND MONITOR	06/30/16	200DB	5.00		HY17	947.				947.	493.		182.	675.
769	ADMIN PROJECTOR	06/30/16	200DB	7.00		HY17	3,402.				3,402.	1,319.		595.	1,914.
770	PC REPLACEMENT (LINDSAY)	06/30/16	200DB	5.00		HY17	1,698.				1,698.	883.		326.	1,209.
771	TENNIS CHIT PRINTER	06/30/16	200DB	5.00		HY17	1,132.				1,132.	589.		217.	806.
772	BACKUP SERVER	07/31/16	200DB	5.00		HY17	2,100.				2,100.	1,092.		403.	1,495.
773	PC REPLACEMENT - GOLF	07/31/16	200DB	5.00		HY17	847.				847.	441.		162.	603.
774	POOL HOUSE RESTROOMS AND BOOK ROOM	06/30/16	150DB	15.00		HY17	46,449.				46,449.	6,736.		3,971.	10,707.
775	POOL REPLASTER	06/30/16	150DB	15.00		HY17	42,673.				42,673.	6,188.		3,649.	9,837.
776	2016 ROADS	08/31/16	150DB	15.00		HY17	377,210.				377,210.	54,696.		32,251.	86,947.
777	TENNIS COURTS FENCE AND LIGHTS	06/30/16	150DB	15.00		HY17	60,626.				60,626.	8,791.		5,184.	13,975.
778	PICKLEBALL COURTS	12/31/16	150DB	15.00		HY17	25,753.				25,753.	3,735.		2,202.	5,937.
784	CLUBHOUSE BASEMENT CARPETING	01/31/17	200DB	5.00		MO17	2,731.				2,731.	956.		710.	1,666.
785	PICKLEBALL COURTS	03/31/17	150DB	15.00		MO17	7,200.				7,200.	630.		657.	1,287.

2018 DEPRECIATION AND AMORTIZATION REPORT

OTHER DEPRECIATION

OTHER

Asset No.	Description	Date Acquired	Method	Life	Conv	Line No.	Unadjusted Cost Or Basis	Bus % Excl	Section 179 Expense	* Reduction In Basis	Basis For Depreciation	Beginning Accumulated Depreciation	Current Sec 179 Expense	Current Year Deduction	Ending Accumulated Depreciation
786	HVAC - ADMINISTRATION BUILDING	03/31/17	SL	39.00	MM	17	4,474.				4,474.	91.		115.	206.
787	SNACK SHOP ICE MACHINE	04/30/17	200DB	7.00	MQ	17	5,594.				5,594.	999.		1,313.	2,312.
788	DELL NOTEBOOK - CHRISTY	06/30/17	200DB	5.00	MQ	17	1,241.				1,241.	310.		372.	682.
789	DELL NOTEBOOK - MATT	06/30/17	200DB	5.00	MQ	17	2,220.				2,220.	555.		666.	1,221.
790	DELL OPTI 3040 - LEE	06/30/17	200DB	5.00	MQ	17	1,166.				1,166.	291.		350.	641.
791	DELL OPTI 3040 - BEN	06/30/17	200DB	5.00	MQ	17	1,154.				1,154.	289.		346.	635.
792	DELL OPTI 3040 - ROB	06/30/17	200DB	5.00	MQ	17	1,154.				1,154.	289.		346.	635.
793	DOCK REPAIRS	06/30/17	150DB	15.00	MQ	17	10,500.				10,500.	656.		984.	1,640.
794	CABINETS	06/30/17	200DB	7.00	MQ	17	3,754.				3,754.	671.		881.	1,552.
795	WASHING MACHINES - CLUBHOUSE	06/30/17	200DB	7.00	MQ	17	969.				969.	173.		227.	400.
796	ADMIN RENOVATION - RUGS	06/30/17	200DB	5.00	MQ	17	1,784.				1,784.	446.		535.	981.
797	HVAC - ADMINISTRATION BUILDING	06/30/17	SL	39.00	MM	17	4,321.				4,321.	60.		111.	171.
798	SECURITY CAMERA ADDITIONS AND UPGRADES	07/31/17	200DB	7.00	MQ	17	7,489.				7,489.	803.		1,910.	2,713.
799	CLUBHOUSE WINDOW REPLACEMENT	07/31/17	SL	39.00	MM	17	6,194.				6,194.	73.		159.	232.
800	HVAC - GOLF SHOP	07/31/17	SL	39.00	MM	17	8,844.				8,844.	104.		227.	331.
801	CHINA GLASS AND SILVER	08/31/17	200DB	7.00	MQ	17	10,499.				10,499.	1,125.		2,678.	3,803.
802	DELL OPTIPLEX 3040 - BOB	09/30/17	200DB	5.00	MQ	17	1,198.				1,198.	180.		407.	587.
803	SALAMANDER BROILER	09/30/17	200DB	7.00	MQ	17	2,101.				2,101.	225.		536.	761.

2018 DEPRECIATION AND AMORTIZATION REPORT

OTHER DEPRECIATION

OTHER

Asset No.	Description	Date Acquired	Method	Life	Conv	Line No.	Unadjusted Cost Or Basis	Bus % Excl	Section 179 Expense	* Reduction In Basis	Basis For Depreciation	Beginning Accumulated Depreciation	Current Sec 179 Expense	Current Year Deduction	Ending Accumulated Depreciation
804	BOATS	09/30/17	200DB	5.00	MC	17	10,999.				10,999.	1,650.		3,740.	5,390.
805	TENNIS - HM	12/31/17	150DB	15.00	MC	17	29,203.				29,203.	365.		2,884.	3,249.
806	SPEED DISPLAY SIGN	12/31/17	150DB	15.00	MC	17	2,839.				2,839.	36.		280.	316.
807	SECURITY VEHICLE #2	12/31/17	200DB	5.00	MC	17	23,431.				23,431.	1,172.		8,904.	10,076.
808	GATEHOUSE - HM	12/31/17	SL	39.00	MM	17	23,022.				23,022.	25.		590.	615.
809	SECURITY VEHICLE #1	12/31/17	200DB	5.00	MC	17	23,431.				23,431.	1,172.		8,904.	10,076.
810	PRINTER - LC	12/31/17	200DB	5.00	MC	17	477.				477.	24.		181.	205.
811	SERVER	12/31/17	200DB	5.00	MC	17	873.				873.	44.		332.	376.
812	DESKTOP PC - ASHLEY	12/31/17	200DB	5.00	MC	17	1,315.				1,315.	66.		500.	566.
813	DESKTOP PC - TENNIS	12/31/17	200DB	5.00	MC	17	1,138.				1,138.	57.		432.	489.
814	CLOUD MANAGED SECURITY APPLIANCE	12/31/17	200DB	5.00	MC	17	4,865.				4,865.	243.		1,849.	2,092.
815	PWC DOCKS	12/31/17	150DB	15.00	MC	17	24,750.				24,750.	309.		2,444.	2,753.
816	PERIMETER FENCING - HM	12/31/17	150DB	15.00	MC	17	3,280.				3,280.	41.		324.	365.
817	REMEDICATION - HM	12/31/17	150DB	15.00	MC	17	429,103.				429,103.	5,364.		42,374.	47,738.
818	LAGOON ENGINEERING STUDY	12/31/17	150DB	15.00	MC	17	9,125.				9,125.	114.		901.	1,015.
819	GOLF COURSE - HM	12/31/17	150DB	15.00	MC	17	206,242.				206,242.	2,578.		20,366.	22,944.
820	TIRES - DUMP TRUCK	12/31/17	200DB	5.00	MC	17	911.				911.	46.		346.	392.
821	TRUCK BED FABRICATE AND SPRAY	12/31/17	200DB	5.00	MC	17	6,315.				6,315.	316.		2,400.	2,716.

2018 DEPRECIATION AND AMORTIZATION REPORT

OTHER DEPRECIATION

OTHER

Asset No.	Description	Date Acquired	Method	Life	Conv	Line No.	Unadjusted Cost Or Basis	Bus % Excl	Section 179 Expense	* Reduction In Basis	Basis For Depreciation	Beginning Accumulated Depreciation	Current Sec 179 Expense	Current Year Deduction	Ending Accumulated Depreciation
822	KUBOTA TRACTOR	12/31/17	200DB	3.00	MC	17	24,910.				24,910.	2,076.		15,223.	17,299.
823	SPREADER	12/31/17	200DB	7.00	MC	17	4,553.				4,553.	163.		1,254.	1,417.
824	SNACK BAR CABINETS	12/31/17	200DB	7.00	MC	17	1,970.				1,970.	70.		543.	613.
825	AREA RUG	12/31/17	200DB	7.00	MC	17	3,472.				3,472.	124.		957.	1,081.
826	CHRISTMAS DECORATIONS	12/31/17	200DB	7.00	MC	17	9,967.				9,967.	356.		2,746.	3,102.
827	PRESSURE WASHER AND TRAILER	12/31/17	200DB	5.00	MC	17	11,837.				11,837.	592.		4,498.	5,090.
828	NEW PATIO FURNITURE	12/31/17	200DB	7.00	MC	17	5,870.				5,870.	210.		1,617.	1,827.
829	ADMIN. RENOVATION	12/31/17	200DB	5.00	MC	17	182.				182.	9.		69.	78.
830	CLUBHOUSE - HM	12/31/17	SL	39.00	MM	17	539,348.				539,348.	576.		13,829.	14,405.
831	FIRE PIT	12/31/17	SL	39.00	MM	17	14,275.				14,275.	15.		366.	381.
837	CLUBHOUSE RAIN GUTTERS	12/31/18	SL	39.00	MM	19I	2,343.				2,343.			3.	3.
838	CLUBHOUSE RAILINGS	12/31/18	SL	39.00	MM	19I	8,340.				8,340.			9.	9.
839	AUDIO MATRIX	12/31/18	200DB	5.00	HY	19B	3,191.				3,191.			638.	638.
840	HOSTESS STATION LAPTOP	12/31/18	200DB	5.00	HY	19B	1,879.				1,879.			376.	376.
841	PROJECTOR UPGRADES	12/31/18	200DB	5.00	HY	19B	1,612.				1,612.			323.	323.
842	CHINA GLASS AND SILVER	12/31/18	200DB	7.00	HY	19C	6,157.				6,157.			880.	880.
843	GOLF COURSE RE-DESIGN 2018	12/31/18	SL	39.00	MM	19I2	2,520,169.				2,520,169.			2,693.	2,693.
844	LANDSCAPE REMEDIATION #6 AND #7	12/31/18	SL	39.00	MM	19I	9,070.				9,070.			10.	10.

2018 DEPRECIATION AND AMORTIZATION REPORT

OTHER DEPRECIATION

OTHER

Asset No.	Description	Date Acquired	Method	Life	Conv	Line No.	Unadjusted Cost Or Basis	Bus % Excl	Section 179 Expense	* Reduction In Basis	Basis For Depreciation	Beginning Accumulated Depreciation	Current Sec 179 Expense	Current Year Deduction	Ending Accumulated Depreciation
845	ROADS 2018	12/31/18	SL	39.00	MM	19I	270,902.				270,902.			289.	289.
846	WATER FOUNTAINS	12/31/18	SL	39.00	MM	19I	3,638.				3,638.			4.	4.
847	CAPITAL RESERVE STUDY	10/31/18	SL	39.00	MM	19I	13,987.				13,987.			75.	75.
848	PRO SHOP RENOVATION	10/31/18	SL	39.00	MM	19I	6,663.				6,663.			36.	36.
849	#16 RESTROOM	10/31/18	SL	39.00	MM	19I	2,744.				2,744.			15.	15.
850	GRILL ROOM SKYLIGHTS	10/31/18	SL	39.00	MM	19I	3,038.				3,038.			16.	16.
851	GRILL ROOM PAINTING	10/31/18	SL	39.00	MM	19I	648.				648.			4.	4.
852	LADIES LOCKER ROOM COMPRESSOR	10/31/18	SL	39.00	MM	19I	3,158.				3,158.			17.	17.
853	PRO LANDSCAPE SOFTWARE UPGRADE	10/31/18	200DB	5.00	HY	19B	915.				915.			183.	183.
854	CLUBHOUSE PATIO FURNITURE SANDBLAST	10/31/18	200DB	7.00	HY	19C	4,186.				4,186.			598.	598.
855	CLUBHOUSE CHAIR CUSHIONS	10/31/18	200DB	7.00	HY	19C	1,860.				1,860.			266.	266.
856	CLUBHOUSE MAIN STAIRCASE CARPET RUN	10/31/18	200DB	7.00	HY	19C	2,226.				2,226.			318.	318.
857	SPEED QUEEN DRYER	10/31/18	200DB	5.00	HY	19B	902.				902.			181.	181.
858	GOLF COURSE WATER COOLERS	10/31/18	200DB	5.00	HY	19B	12,656.				12,656.			2,531.	2,531.
859	LAGOON FOUNTAINS REPAIRS	10/31/18	SL	39.00	MM	19I	2,785.				2,785.			15.	15.
860	LAGOON ENGINEERING STUDY 2018	10/31/18	SL	39.00	MM	19I	51,268.				51,268.			274.	274.
861	PRO SHOP FIXTURES	10/31/18	200DB	7.00	HY	19C	8,381.				8,381.			1,198.	1,198.
862	ROOF - TEACHING CENTER	09/30/18	SL	39.00	MM	19I	3,820.				3,820.			29.	29.

2018 DEPRECIATION AND AMORTIZATION REPORT

OTHER DEPRECIATION

OTHER

Asset No.	Description	Date Acquired	Method	Life	Conv	Line No.	Unadjusted Cost Or Basis	Bus % Excl	Section 179 Expense	* Reduction In Basis	Basis For Depreciation	Beginning Accumulated Depreciation	Current Sec 179 Expense	Current Year Deduction	Ending Accumulated Depreciation
863	LAND SURVEY - PLAYGROUND/FARM AREA	09/30/18	200DB	5.00	HY	19B	6,300.				6,300.			1,260.	1,260.
864	WALKING CARTS	09/30/18	200DB	5.00	HY	19B	2,340.				2,340.			468.	468.
865	CLUBHOUSE PARKING LOT	09/30/18	SL	39.00	MM	19I	141,288.				141,288.			1,057.	1,057.
866	PICKLEBALL COURTS 2018	09/30/18	SL	39.00	MM	19I	204,032.				204,032.			1,526.	1,526.
867	#6 RESTROOM	08/31/18	SL	39.00	MM	19I	8,773.				8,773.			84.	84.
868	LCC REALTY OFFICE SPACE	08/31/18	SL	39.00	MM	19I	40,000.				40,000.			385.	385.
869	COMPUTER MONITOR - SECURITY	08/31/18	200DB	5.00	HY	19B	233.				233.			47.	47.
870	SOLSTICE FRYER SYSTEM	08/31/18	200DB	5.00	HY	19B	16,114.				16,114.			3,223.	3,223.
871	ICE MAKER #1	08/31/18	200DB	5.00	HY	19B	7,488.				7,488.			1,498.	1,498.
872	ICE MAKER #2	08/31/18	200DB	5.00	HY	19B	7,488.				7,488.			1,498.	1,498.
873	ICE MAKER #3	08/31/18	200DB	5.00	HY	19B	7,488.				7,488.			1,498.	1,498.
874	WORKMAN GTX #4	08/31/18	200DB	5.00	HY	19B	7,417.				7,417.			1,484.	1,484.
875	WORKMAN GTX #1	08/31/18	200DB	5.00	HY	19B	9,808.				9,808.			1,962.	1,962.
876	WORKMAN MDX CARRYALL	08/31/18	200DB	5.00	HY	19B	10,735.				10,735.			2,147.	2,147.
877	WORKMAN GTX #3	08/31/18	200DB	5.00	HY	19B	7,417.				7,417.			1,484.	1,484.
878	WORKMAN GTX #2	08/31/18	200DB	5.00	HY	19B	7,417.				7,417.			1,484.	1,484.
879	WORKMAN GTX #5	08/31/18	200DB	5.00	HY	19B	6,579.				6,579.			1,316.	1,316.
880	PICKER	08/31/18	200DB	5.00	HY	19B	1,895.				1,895.			379.	379.

2018 DEPRECIATION AND AMORTIZATION REPORT

OTHER DEPRECIATION

OTHER

Asset No.	Description	Date Acquired	Method	Life	Conv	Line No.	Unadjusted Cost Or Basis	Bus % Excl	Section 179 Expense	* Reduction In Basis	Basis For Depreciation	Beginning Accumulated Depreciation	Current Sec 179 Expense	Current Year Deduction	Ending Accumulated Depreciation
881	AGRIMETAL BLOWER	08/31/18	200DB	5.00		HY19B	7,150.				7,150.			1,430.	1,430.
882	CLUBHOUSE PHONE	08/31/18	200DB	7.00		HY19C	1,954.				1,954.			279.	279.
883	CART BARN	07/31/18	SL	39.00		MM19I	1,927.				1,927.			22.	22.
884	DOG WATERING STATION	07/31/18	200DB	5.00		HY19B	2,295.				2,295.			459.	459.
885	GRASS AREA NEXT TO CLUBHOUSE	07/31/18	SL	39.00		MM19I	26,808.				26,808.			315.	315.
886	POOL CHLORINATOR	06/30/18	200DB	5.00		HY19B	6,644.				6,644.			1,329.	1,329.
887	PUMP HOUSE AC UNIT	06/30/18	200DB	5.00		HY19B	36,005.				36,005.			7,201.	7,201.
888	CHINA GLASS AND SILVER	05/31/18	200DB	7.00		HY19C	949.				949.			136.	136.
889	LIGHTNING DETECTION SYSTEM	05/31/18	200DB	5.00		HY19B	2,256.				2,256.			451.	451.
890	AED	05/31/18	200DB	5.00		HY19B	3,962.				3,962.			793.	793.
891	FORD F150 - HAROLD	04/30/18	200DB	5.00		HY19B	30,141.				30,141.			6,028.	6,028.
892	FORD F150 - ASHLEY	04/30/18	200DB	5.00		HY19B	27,410.				27,410.			5,482.	5,482.
893	CHRISTMAS DECORATIONS	04/30/18	200DB	7.00		HY19C	11,185.				11,185.			1,598.	1,598.
894	LAPTOP - GOLF OUTSIDE ACCESS	04/30/18	200DB	5.00		HY19B	3,631.				3,631.			726.	726.
895	BOOM LIFT	04/30/18	200DB	5.00		HY19B	31,305.				31,305.			6,261.	6,261.
896	DELL OPTIPLEX 3050 - WILLIE	04/30/18	200DB	5.00		HY19B	893.				893.			179.	179.
897	DELL OPTIPLEX 3050 - LEON	04/30/18	200DB	5.00		HY19B	1,008.				1,008.			202.	202.
898	TENNIS IRRIGATION	04/30/18	SL	39.00		MM19I	3,167.				3,167.			57.	57.

2018 DEPRECIATION AND AMORTIZATION REPORT

OTHER DEPRECIATION

OTHER

Asset No.	Description	Date Acquired	Method	Life	Conv	Line No.	Unadjusted Cost Or Basis	Bus % Excl	Section 179 Expense	* Reduction In Basis	Basis For Depreciation	Beginning Accumulated Depreciation	Current Sec 179 Expense	Current Year Deduction	Ending Accumulated Depreciation
899	FIREWALL	03/31/18	200DB	5.00		HY19B	704.				704.			141.	141.
900	BALL MACHINE	03/31/18	200DB	5.00		HY19B	6,147.				6,147.			1,230.	1,230.
	* OTHER TOTAL OTHER						17294273.				17294273.	8,628,323.		882,862.	4,511,185.
	BUILDINGS														
27	CLUBHOUSE IMPROVMENTS	06/30/87	L				824,796.				824,796.			0.	
28	MAINTENANCE BUILDING	06/30/87	L				161,349.				161,349.			0.	
29	HALFWAY HOUSE	06/30/87	L				20,000.				20,000.			0.	
30	PUMP HOUSE	06/30/87	L				4,000.				4,000.			0.	
31	POOL AND BUILDING	06/30/87	L				91,458.				91,458.			0.	
32	PUMP HOUSE GOLF COURSE	06/30/87	L				4,000.				4,000.			0.	
33	ADMINISTRATION BUILDING	12/01/93	SL	39.00		MM16	202,991.				202,991.	125,353.		5,205.	130,558.
34	CLUBHOUSE RENOVATIONS	10/31/96	SL	39.00		MM16	533,241.				533,241.	290,027.		13,673.	303,700.
35	POOL IMPROVEMENTS	05/18/98	SL	39.00		MM16	32,658.				32,658.	16,358.		837.	17,195.
36	ATTIC IMPROVEMENTS	04/29/98	SL	39.00		MM16	11,759.				11,759.	5,951.		302.	6,253.
38	TENNIS PRO-SHOP RENOVATION	11/30/01	SL	39.00		MM16	283,785.				283,785.	117,342.		7,277.	124,619.
39	GREENHOUSE	03/20/98	200DB	7.00		HY17	1,819.				1,819.	1,671.		0.	1,671.
42	GOLF SHOP DOORS	04/15/03	150DB	15.00		HY17	1,800.				1,800.	1,747.		53.	1,800.
43	PANEL DRIVEWAY CEILINGS	04/15/03	150DB	15.00		HY17	7,249.				7,249.	7,035.		214.	7,249.

2018 DEPRECIATION AND AMORTIZATION REPORT

OTHER DEPRECIATION

OTHER

Asset No.	Description	Date Acquired	Method	Life	Conv	Line No.	Unadjusted Cost Or Basis	Bus % Excl	Section 179 Expense	* Reduction In Basis	Basis For Depreciation	Beginning Accumulated Depreciation	Current Sec 179 Expense	Current Year Deduction	Ending Accumulated Depreciation
49	PAINT EXTERIOR TRIM-ADMIN OFFICE	01/12/05	200DB	7.00		HY17	3,500.				3,500.	3,500.		0.	3,500.
50	PAINT INTERIOR WALLS	03/28/05	200DB	7.00		HY17	6,495.				6,495.	6,495.		0.	6,495.
51	SEATH PUMP ROOM WALLS	12/31/05	200DB	7.00		HY17	2,700.				2,700.	2,700.		0.	2,700.
52	ICE MAKER	05/24/06	200DB	7.00		HY17	1,000.				1,000.	1,000.		0.	1,000.
53	SIGNAGE	05/24/06	200DB	7.00		HY17	429.				429.	429.		0.	429.
54	GOLF TEACHING FACILITY	06/30/06	SL	39.00		MM16	94,939.				94,939.	28,092.		2,434.	30,526.
55	EXPAND STORAGE IN GOLF SHOP	06/30/06	200DB	7.00		HY17	6,190.				6,190.	6,190.		0.	6,190.
56	MAINTENANCE FACILITY	04/25/06	SL	39.00		MM16	429,480.				429,480.	128,932.		11,012.	139,944.
57	POOLHOUSE BATHROOM RENOVATION	07/31/06	SL	39.00		MM16	36,755.				36,755.	10,794.		942.	11,736.
59	SECURITY GATEHOUSE	12/31/06	SL	39.00		MM16	214,070.				214,070.	60,604.		5,489.	66,093.
60	GATEHOUSE LIGHTS	11/15/06	200DB	7.00		HY17	3,900.				3,900.	3,900.		0.	3,900.
61	CONTRETE PATIO AT TENNIS CENTER	05/08/07	SL	39.00		MM16	7,500.				7,500.	2,040.		192.	2,232.
63	TENNIS STORAGE	03/17/07	SL	39.00		MM16	22,254.				22,254.	6,162.		571.	6,733.
67	REPLACE COMMUNITY SIGNAGE	01/31/08	200DB	7.00		HY17	3,211.				3,211.	3,211.		0.	3,211.
68	POOL HOUSE ROOF REPLACEMENT	06/18/08	SL	39.00		MM16	11,600.				11,600.	2,834.		297.	3,131.
69	NEW POOL RILTER SYSTEM	03/12/08	150DB	15.00		HY17	14,690.				14,690.	10,107.		833.	10,940.
70	2008 ADDITION TO TENNIS PRO SHOP	12/31/08	SL	39.00		MM16	123,439.				123,439.	28,617.		3,165.	31,782.
456	FENCES	02/27/09	150DB	15.00		HY17	30,425.				30,425.	18,748.		1,796.	20,544.

2018 DEPRECIATION AND AMORTIZATION REPORT

OTHER DEPRECIATION

OTHER

Asset No.	Description	Date Acquired	Method	Life	Conv	Line No.	Unadjusted Cost Or Basis	Bus % Excl	Section 179 Expense	* Reduction In Basis	Basis For Depreciation	Beginning Accumulated Depreciation	Current Sec 179 Expense	Current Year Deduction	Ending Accumulated Depreciation
457	BUILDING	06/30/09	SL	39.00	MM	17	1,995.				1,995.	436.		51.	487.
	* OTHER TOTAL BUILDINGS						3,195,477.				3,195,477.	890,275.		54,343.	944,618.
	FURNITURE & FIXTURES														
114	PATIO FURNITURE	09/30/06	200DB	7.00	HY	17	13,000.				13,000.	13,000.		0.	13,000.
116	OFFICE FURNITURE	12/18/06	200DB	7.00	HY	17	6,179.				6,179.	6,179.		0.	6,179.
117	(D)FLAT SCREEN FOR TV FOR BAR	12/31/06	200DB	5.00	HY	17	3,252.				3,252.	3,252.		0.	3,252.
	* OTHER TOTAL FURNITURE & FIXTURES						22,431.				22,431.	22,431.		0.	22,431.
	MACHINERY & EQUIPMENT														
422	IRRIGATION SYSTEM	07/19/99	150DB	15.00	HY	17	66,048.				66,048.	66,048.		0.	66,048.
423	GOLF IRRIGATION SYSTEM	11/30/01	SL	39.00	MM	16	887,494.				887,494.	366,936.		22,756.	389,692.
425	TURBINE PUMP STATION	04/20/06	150DB	15.00	HY	17	74,769.				74,769.	59,521.		4,357.	63,878.
426	IRRIGATION	10/19/06	150DB	15.00	HY	17	25,450.				25,450.	19,982.		1,562.	21,544.
429	(D)IRRIGATION LINES	06/30/94	200DB	7.00	HY	17	1,500.				1,500.	1,500.		0.	1,500.
431	TENNIS STORAGE SHED	08/31/96	150DB	15.00	HY	17	13,377.				13,377.	13,377.		0.	13,377.
432	RACQUET RE-STRINGER MACHINE	03/10/99	200DB	7.00	HY	17	1,179.				1,179.	1,095.		0.	1,095.
433	TENNIS COURT FURNITURE	07/21/99	200DB	7.00	HY	17	4,400.				4,400.	4,028.		0.	4,028.
434	(D)TENNIS BALL MACHINE	12/31/99	200DB	7.00	HY	17	4,135.				4,135.	3,757.		0.	3,757.
435	SERVICE ACE ALLOY	01/21/00	200DB	7.00	HY	17	8,750.				8,750.	8,039.		0.	8,039.

2018 DEPRECIATION AND AMORTIZATION REPORT

OTHER DEPRECIATION

OTHER

Asset No.	Description	Date Acquired	Method	Life	Conv	Line No.	Unadjusted Cost Or Basis	Bus % Excl	Section 179 Expense	* Reduction In Basis	Basis For Depreciation	Beginning Accumulated Depreciation	Current Sec 179 Expense	Current Year Deduction	Ending Accumulated Depreciation
436	TENNIS FURNITURE	08/04/00	200DB	7.00		HY17	5,089.				5,089.	4,675.		0.	4,675.
437	TENNIS FURNITURE-24	07/10/02	200DB	7.00		HY17	2,766.				2,766.	2,766.		0.	2,766.
438	TENNIS FURNITURE- 6 TABLES	07/10/02	200DB	7.00		HY17	1,407.				1,407.	1,407.		0.	1,407.
442	TENNIS KIOCKS	06/10/04	200DB	7.00		HY17	17,467.				17,467.	17,467.		0.	17,467.
443	240 LINEAR FEET OF CHANNEL DRAIN	05/31/05	200DB	7.00		HY17	4,318.				4,318.	4,318.		0.	4,318.
445	2-TON TRANE	02/23/06	200DB	7.00		HY17	30,595.				30,595.	30,595.		0.	30,595.
446	FENCING ON COURTS	02/28/06	150DB	15.00		HY17	3,797.				3,797.	3,407.		111.	3,518.
447	6 WINDS SCREENS	04/30/06	200DB	7.00		HY17	57,280.				57,280.	57,280.		0.	57,280.
448	POOL DECK REPAIR	04/19/06	150DB	15.00		HY17	1,422.				1,422.	1,263.		45.	1,308.
450	COURT PAC ROLLER '48	01/31/07	200DB	5.00		HY17	6,495.				6,495.	6,495.		0.	6,495.
453	TROPITONE LOUNGE CHAIRS (20)	04/07/08	200DB	7.00		HY17	3,327.				3,327.	3,327.		0.	3,327.
455	POOL DECK REPAIR	04/19/06	150DB	15.00		HY17	5,750.				5,750.	4,577.		335.	4,912.
470	EAST COAST EQUIPMENT	04/30/09	150DB	7.00		HY17	26,750.				26,750.	26,750.		0.	26,750.
471	SMITH TURF & IRRIGATION	05/28/09	150DB	7.00		HY17	28,456.				28,456.	28,456.		0.	28,456.
472	SMITH TURF & IRRIGATION	05/28/09	150DB	7.00		HY17	17,148.				17,148.	17,148.		0.	17,148.
475	SHOWTURF	07/13/09	150DB	7.00		HY17	5,800.				5,800.	5,800.		0.	5,800.
484	TENNIS AND POOL EQUIPMENT	07/17/09	150DB	7.00		HY17	3,483.				3,483.	3,483.		0.	3,483.
487	TENNIS EQUIPMENT	03/31/09	150DB	7.00		HY17	22,057.				22,057.	22,057.		0.	22,057.

2018 DEPRECIATION AND AMORTIZATION REPORT

OTHER DEPRECIATION

OTHER

Asset No.	Description	Date Acquired	Method	Life	Conv	Line No.	Unadjusted Cost Or Basis	Bus % Excl	Section 179 Expense	* Reduction In Basis	Basis For Depreciation	Beginning Accumulated Depreciation	Current Sec 179 Expense	Current Year Deduction	Ending Accumulated Depreciation
	* OTHER TOTAL MACHINERY & EQUIPMENT						1,330,509.				1,330,509.	785,554.		29,166.	814,720.
	LAND														
8	STORM DRAINAGE	06/30/87	L				174,000.				174,000.			0.	
9	SIDEWALKS	06/30/87	L				5,000.				5,000.			0.	
10	RETAINING WALLS	06/30/87	L				70,000.				70,000.			0.	
11	LAND ALONG HIGHWAY 278	11/02/99	L				310,000.				310,000.			0.	
12	TENNIS COURTS	10/30/01	SL	39.00	MM	16	91,488.				91,488.	38,025.		2,346.	40,371.
13	IRRIGATION SYSTEM TENNIS COURTS	07/18/02	150DB	15.00	HY	17	13,045.				13,045.	13,045.		0.	13,045.
14	GRADING-TENNIS COURTS	09/30/02	150DB	15.00	HY	17	8,642.				8,642.	8,642.		0.	8,642.
15	BOOSTER WATERPUMP	07/19/02	150DB	15.00	HY	17	1,064.				1,064.	1,064.		0.	1,064.
16	NURSERY GREEN	07/30/03	150DB	15.00	HY	17	3,700.				3,700.	3,591.		109.	3,700.
17	DEER FENCE	03/31/06	150DB	15.00	HY	17	1,500.				1,500.	1,202.		85.	1,287.
18	EMERGENCY ENTERANCE	04/30/06	150DB	15.00	HY	17	4,720.				4,720.	3,757.		275.	4,032.
19	STORMWATER DRAINAGE	12/31/06	SL	25.00	HY	17	27,075.				27,075.	12,048.		1,083.	13,131.
20	NEW SURFACE ON COURTS #7 AND #8	01/31/07	150DB	15.00	HY	17	11,995.				11,995.	8,808.		708.	9,516.
21	70-IRRIGATION ADDITION	05/31/07	150DB	15.00	HY	17	95,074.				95,074.	69,811.		5,614.	75,425.
23	TENNIS VIEWING AREA AT #7 AND #8	06/12/07	150DB	15.00	HY	17	7,615.				7,615.	5,592.		450.	6,042.
24	TENNIS COURT #9 AND #10	09/22/07	150DB	15.00	HY	17	52,691.				52,691.	38,689.		3,112.	41,801.

2018 DEPRECIATION AND AMORTIZATION REPORT

OTHER DEPRECIATION

OTHER

Asset No.	Description	Date Acquired	Method	Life	Conv	Line No.	Unadjusted Cost Or Basis	Bus % Excl	Section 179 Expense	* Reduction In Basis	Basis For Depreciation	Beginning Accumulated Depreciation	Current Sec 179 Expense	Current Year Deduction	Ending Accumulated Depreciation
25	STORMWATER DRAINAGE	09/26/07	150DB	15.00		HY17	6,118.				6,118.	4,491.		362.	4,853.
26	LIFT TENNIS COURTS #5 & 6	01/28/08	150DB	15.00		HY17	17,500.				17,500.	12,041.		993.	13,034.
189	LANDSCAPING	06/30/87	L				362,000.				362,000.			0.	
190	FARM LAND	06/30/87	L				2,800.				2,800.			0.	
191	FENCES	06/30/87	L				37,000.				37,000.			0.	
192	TENNIS COURTS	06/30/87	L				130,000.				130,000.			0.	
193	CURBS AND GUTTERS	06/30/87	L				24,000.				24,000.			0.	
194	LIGHTING AND ELECTRICAL IMPROVEMENTS	06/30/87	L				60,000.				60,000.			0.	
195	SIGNAGE	06/30/87	L				25,000.				25,000.			0.	
755	REFRIGERATED CHEF BASE	10/31/16	200DB	7.00		HY17	9,441.				9,441.	3,661.		1,651.	5,312.
	* OTHER TOTAL LAND						1,551,468.				1,551,468.	224,467.		16,788.	241,255.
	ROADS AND BRIDGES														
205	ROADS	06/30/87	L				1,428,570.				1,428,570.			0.	
206	PARKING LOT IMPROVEMENTS	06/30/87	L				50,000.				50,000.			0.	
207	BRIDGES	06/30/87	L				19,000.				19,000.			0.	
208	PARKING LOT IMPROVEMENTS	06/30/94	150DB	15.00		HY17	16,608.				16,608.	16,608.		0.	16,608.
209	PARKING LOT IMPROVEMENTS	01/24/97	150DB	15.00		HY17	50,026.				50,026.	50,026.		0.	50,026.
210	ROAD IMPROVEMENTS	07/16/98	150DB	15.00		HY17	217,309.				217,309.	217,309.		0.	217,309.

2018 DEPRECIATION AND AMORTIZATION REPORT

OTHER DEPRECIATION

OTHER

Asset No.	Description	Date Acquired	Method	Life	Conv	Line No.	Unadjusted Cost Or Basis	Bus % Excl	Section 179 Expense	* Reduction In Basis	Basis For Depreciation	Beginning Accumulated Depreciation	Current Sec 179 Expense	Current Year Deduction	Ending Accumulated Depreciation
211	ROAD IMPROVEMENTS	11/17/99	150DB	15.00		HY17	87,721.				87,721.	87,721.		0.	87,721.
212	PARKING LOT IMPROVEMENTS	01/23/01	150DB	15.00		HY17	76,288.				76,288.	76,288.		0.	76,288.
213	PAVING SAND STORAGE AREA	08/30/01	150DB	15.00		HY17	23,827.				23,827.	23,827.		0.	23,827.
214	LANDSCAPING	07/30/02	150DB	15.00		HY17	2,044.				2,044.	2,044.		0.	2,044.
215	PARKING RENOVATIONS	08/12/02	150DB	15.00		HY17	53,452.				53,452.	53,452.		0.	53,452.
216	TENNIS PARKING LOT	02/14/03	200DB	5.00		HY17	3,315.				3,315.	3,315.		0.	3,315.
217	RESURFACING OF ROADS	09/10/03	150DB	15.00		HY17	99,985.				99,985.	97,033.		2,952.	99,985.
218	WALKWAY REPAIRS	06/18/03	150DB	15.00		HY17	4,053.				4,053.	3,933.		120.	4,053.
219	TENNIS PARKING LOT LIGHTING	01/15/04	150DB	15.00		HY17	13,353.				13,353.	12,170.		789.	12,959.
220	DOCK PARKING PAD	08/11/04	150DB	15.00		HY17	12,000.				12,000.	10,937.		709.	11,646.
221	STREET RESURFACING	09/30/04	150DB	15.00		HY17	111,706.				111,706.	101,813.		6,595.	108,408.
222	TENNIS CART PATH RELOCATION	08/31/05	150DB	15.00		HY17	6,969.				6,969.	5,940.		412.	6,352.
223	LANDSCAPE UPGRADES	03/31/06	150DB	15.00		HY17	38,904.				38,904.	31,223.		2,195.	33,418.
224	SEAL COAT, POOL PARKING	08/31/06	150DB	15.00		HY17	20,030.				20,030.	15,835.		1,199.	17,034.
225	FRONT ENTRANCE WIDEN EGRESS	04/30/07	150DB	15.00		HY17	162,233.				162,233.	121,904.		8,962.	130,866.
226	FRONT GATE	04/30/07	150DB	15.00		HY17	11,614.				11,614.	8,529.		686.	9,215.
227	SEAL COAT ADMIN OFFICE	04/23/07	150DB	15.00		HY17	2,600.				2,600.	1,909.		154.	2,063.
228	CONCRETE SLAB	04/20/07	150DB	15.00		HY17	12,410.				12,410.	9,114.		732.	9,846.

2018 DEPRECIATION AND AMORTIZATION REPORT

OTHER DEPRECIATION

OTHER

Asset No.	Description	Date Acquired	Method	Life	Conv	Line No.	Unadjusted Cost Or Basis	Bus % Excl	Section 179 Expense	* Reduction In Basis	Basis For Depreciation	Beginning Accumulated Depreciation	Current Sec 179 Expense	Current Year Deduction	Ending Accumulated Depreciation
229	LONG COVE TURNBRIGDE DR LANDSCAPE UPGRADES	01/18/07	150DB	15.00		HY17	1,528.				1,528.	1,122.		90.	1,212.
230	HILTON HEAD SIGNAGE	02/28/07	150DB	15.00		HY17	352.				352.	259.		21.	280.
	* OTHER TOTAL - ROADS AND BRIDGES						2,525,897.				2,525,897.	952,311.		25,616.	977,927.
	COMMUNITY SERVICE ASSETS														
234	FUEL TANK	06/30/94	200DB	7.00		HY17	7,310.				7,310.	7,310.		0.	7,310.
235	HOOVER MAINTENANCE SHED	09/20/95	150DB	15.00		HY17	16,197.				16,197.	16,197.		0.	16,197.
236	2 SECTIONAL STEEL DOORS	01/24/96	200DB	7.00		HY17	1,250.				1,250.	1,165.		0.	1,165.
237	GROUNDS EQUIPMENT	03/22/96	200DB	7.00		HY17	2,600.				2,600.	2,422.		0.	2,422.
241	CHARLESTON FORD TRACTOR	02/06/01	200DB	7.00		HY17	16,536.				16,536.	15,192.		0.	15,192.
245	2004 FORD RANGER TRUCK	01/02/04	200DB	5.00		HY17	17,649.				17,649.	17,649.		0.	17,649.
249	CARLTON MODEL 2012 CHIPPER AND STUMP GRINDER	03/17/05	200DB	5.00		HY17	37,707.				37,707.	37,707.		0.	37,707.
255	CARGO TRAILER	09/08/05	200DB	5.00		HY17	4,161.				4,161.	4,161.		0.	4,161.
256	(D)FORD F250	01/03/06	200DB	5.00		HY17	25,353.				25,353.	25,353.		0.	25,353.
258	2 TURF II	02/23/06	200DB	7.00		HY17	13,621.				13,621.	13,621.		0.	13,621.
259	2007 E250 CARGO ECONOLINE VAN	01/16/07	200DB	5.00		HY17	24,047.				24,047.	24,047.		0.	24,047.
261	TURF II 11HP	02/08/07	200DB	5.00		HY17	7,623.				7,623.	7,623.		0.	7,623.
262	ROTARY TILLER FOR THE TRACTOR	04/12/07	200DB	5.00		HY17	3,531.				3,531.	3,531.		0.	3,531.
263	(D)2007 FORD F-150	08/31/07	200DB	5.00		HY17	25,766.				25,766.	25,766.		0.	25,766.

2018 DEPRECIATION AND AMORTIZATION REPORT

OTHER DEPRECIATION

OTHER

Asset No.	Description	Date Acquired	Method	Life	Conv	Line No.	Unadjusted Cost Or Basis	Bus % Excl	Section 179 Expense	* Reduction In Basis	Basis For Depreciation	Beginning Accumulated Depreciation	Current Sec 179 Expense	Current Year Deduction	Ending Accumulated Depreciation
	* OTHER TOTAL - COMMUNITY SERVICE ASSETS						203,351.				203,351.	201,744.		0.	201,744.
	LAGOON IMPROVEMENTS														
264	(D)LAGOON IMPROVEMENTS	06/30/89	SL	15.00		16	3,430.				3,430.	2,916.		0.	2,916.
265	(D)LAGOON IMPROVEMENTS	10/14/91	SL	15.00		16	4,962.				4,962.	4,133.		0.	4,133.
266	(D)RIPPRAP ON LAGOON	08/31/92	150DB	15.00		HY17	3,675.				3,675.	3,157.		0.	3,157.
268	LAGOON IMPROVEMENTS	12/31/03	150DB	15.00		HY17	31,036.				31,036.	30,120.		916.	31,036.
269	DRAINAGE IMPROVEMENTS	12/31/04	150DB	15.00		HY17	5,035.				5,035.	4,589.		297.	4,886.
270	LAGOON PUMP	12/30/04	150DB	15.00		HY17	25,004.				25,004.	22,789.		1,477.	24,266.
271	DRAINAGE IMPROVEMENTS	11/17/05	150DB	15.00		HY17	31,725.				31,725.	27,041.		1,874.	28,915.
272	AIR DUFUSSER SYSTEM	05/18/06	200DB	7.00		HY17	7,126.				7,126.	7,126.		0.	7,126.
273	LAGOON PIPING BETWEEN #8, #9	12/21/07	150DB	15.00		HY17	13,598.				13,598.	9,986.		803.	10,789.
274	ENGINEERING STUDY OF RESTORATION OF LAGOON	12/31/08	150DB	15.00		HY17	292,057.				292,057.	193,461.		17,927.	211,388.
500	LAGOON IMPROVEMENTS	12/23/09	150DB	15.00		HY17	58,311.				58,311.	35,930.		3,443.	39,373.
	* OTHER TOTAL - LAGOON IMPROVEMENTS						475,959.				475,959.	341,248.		26,737.	367,985.
	CLUBHOUSE EQUIPMENT														
279	CUSTOM PORTABLE BAR	06/30/04	200DB	7.00		HY17	6,294.				6,294.	6,294.		0.	6,294.
289	SET SILVER CHAFER PANS	07/31/08	200DB	7.00		HY17	6,342.				6,342.	6,342.		0.	6,342.
464	CLUBHOUSE EQUIPMENT	02/28/09	150DB	7.00		HY17	4,519.				4,519.	4,519.		0.	4,519.

2018 DEPRECIATION AND AMORTIZATION REPORT

OTHER DEPRECIATION

OTHER

Asset No.	Description	Date Acquired	Method	Life	Conv	Line No.	Unadjusted Cost Or Basis	Bus % Excl	Section 179 Expense	* Reduction In Basis	Basis For Depreciation	Beginning Accumulated Depreciation	Current Sec 179 Expense	Current Year Deduction	Ending Accumulated Depreciation
	* OTHER TOTAL - CLUBHOUSE EQUIPMENT						17,155.				17,155.	17,155.		0.	17,155.
	GOLF COURSE IMPROVEMENTS														
292	GOLF COURSE IMPROVEMENTS	06/30/87	L				933,000.				933,000.			0.	
303	FERTILIZATION SYSTEM	12/31/94	150DB	15.00		HY17	6,000.				6,000.	6,000.		0.	6,000.
304	(D)CART PATH IMPROVEMENTS	03/31/98	150DB	15.00		HY17	12,576.				12,576.	12,576.		0.	12,576.
305	GOLF MAINTENANCE LOCKER	04/29/98	150DB	15.00		HY17	5,268.				5,268.	5,268.		0.	5,268.
309	GOLF COURSE IMPROVEMENTS	06/30/89	150DB	15.00		HY17	16,537.				16,537.	14,957.		0.	14,957.
310	(D)CART PATH IMPROVEMENTS	11/30/91	150DB	15.00		HY17	13,424.				13,424.	10,942.		0.	10,942.
312	(D)GOLF COURSE IMPROVEMENTS - BUNKER	10/29/99	150DB	15.00		HY17	103,368.				103,368.	103,368.		0.	103,368.
313	(D)GOLF COURSE IMPROVEMENTS - BULKHEADS	07/17/00	SL	39.00		MM17	48,044.				48,044.	39,485.		975.	40,460.
314	(D)IMPROVEMENTS GREEN PROJECT	11/30/01	150DB	15.00		HY17	651,817.				651,817.	651,817.		0.	651,817.
315	(D)IMPROVEMENTS - CART PATHS	09/30/01	150DB	15.00		HY17	172,178.				172,178.	172,178.		0.	172,178.
316	(D)GOLF COURSE IMPROVEMENTS - BULKHEADS	11/30/01	150DB	15.00		HY17	18,800.				18,800.	18,800.		0.	18,800.
317	(D)GOLF COURSE IMPROVEMENTS - PRACTICE AREA	11/30/01	150DB	15.00		HY17	15,560.				15,560.	15,560.		0.	15,560.
319	(D)COURSE IMPROVMENTS LADIES TEE	12/31/03	200DB	5.00		HY17	3,400.				3,400.	3,400.		0.	3,400.
320	(D)RESTROOM RENOVATION	12/31/03	200DB	7.00		HY17	6,762.				6,762.	6,762.		0.	6,762.
321	PRATICE FACILITY UPGRADES	09/15/04	150DB	15.00		HY17	22,030.				22,030.	20,079.		1,301.	21,380.
323	CABINETS FOR #16 RESTROOM	08/31/05	200DB	7.00		HY17	1,030.				1,030.	1,030.		0.	1,030.

2018 DEPRECIATION AND AMORTIZATION REPORT

OTHER DEPRECIATION

OTHER

Asset No.	Description	Date Acquired	Method	Life	Conv	Line No.	Unadjusted Cost Or Basis	Bus % Excl	Section 179 Expense	* Reduction In Basis	Basis For Depreciation	Beginning Accumulated Depreciation	Current Sec 179 Expense	Current Year Deduction	Ending Accumulated Depreciation
324	GOLF COURSE BRIDGE HANDRAILS	05/18/06	150DB	15.00		HY17	11,500.				11,500.	9,153.		671.	9,824.
325	CROSSTIE CURBING - CART PATHS	07/31/06	150DB	15.00		HY17	35,063.				35,063.	27,722.		2,097.	29,819.
326	RESTROOM RENOVATION	07/31/06	SL	39.00		MM16	143,643.				143,643.	42,201.		3,683.	45,884.
327	(D)ICE MACHINE	08/31/06	200DB	7.00		HY17	7,197.				7,197.	7,197.		0.	7,197.
331	REFURBISH #15 HALFWAY HOUSE	08/31/07	200DB	7.00		HY17	7,800.				7,800.	7,800.		0.	7,800.
495	GOLF COURSE IRRIGATION SYSTEM	08/27/09	150DB	15.00		HY17	10,216.				10,216.	6,295.		603.	6,898.
497	RENOVATION OF WASTE BUNKERS	09/18/09	SL	15.00		HY17	94,986.				94,986.	53,822.		6,332.	60,154.
498	DOG PARK	12/09/09	150DB	15.00		HY17	8,125.				8,125.	5,008.		480.	5,488.
	* OTHER TOTAL - GOLF COURSE IMPROVEMENTS						2,348,324.				2,348,324.	1,241,420.		16,142.	1,257,562.
	GOLF AND OUTDOOR EQUIPMENT														
333	2 GRINDING MACHINES	02/28/95	200DB	7.00		HY17	21,033.				21,033.	20,229.		0.	20,229.
334	6 BELVEDERE 5 BENCHES	02/26/97	200DB	7.00		HY17	2,694.				2,694.	2,475.		0.	2,475.
335	RYAN MATTAWAY & SOD CUTTER	05/31/99	200DB	5.00		HY17	5,906.				5,906.	5,562.		0.	5,562.
337	DEREK WEAVER GOLF LIFT	01/17/01	200DB	7.00		HY17	5,445.				5,445.	5,002.		0.	5,002.
338	JACOBSEN TRIKING	09/30/01	200DB	7.00		HY17	6,000.				6,000.	5,512.		0.	5,512.
341	DITCH WITCH	01/30/91	200DB	7.00		HY17	8,200.				8,200.	8,200.		0.	8,200.
343	EASY PICKER RANGE SLED	03/14/03	200DB	5.00		HY17	1,550.				1,550.	1,550.		0.	1,550.
344	COMPRESSOR	06/30/03	200DB	5.00		HY17	1,975.				1,975.	1,975.		0.	1,975.

2018 DEPRECIATION AND AMORTIZATION REPORT

OTHER DEPRECIATION

OTHER

Asset No.	Description	Date Acquired	Method	Life	Conv	Line No.	Unadjusted Cost Or Basis	Bus % Excl	Section 179 Expense	* Reduction In Basis	Basis For Depreciation	Beginning Accumulated Depreciation	Current Sec 179 Expense	Current Year Deduction	Ending Accumulated Depreciation
356	VERMEER ROOT	10/22/04	200DB	5.00		HY17	9,000.				9,000.	9,000.		0.	9,000.
359	PLANETAIR TOW AREATOR	03/23/05	200DB	5.00		HY17	22,575.				22,575.	22,575.		0.	22,575.
361	TORO TOPDRESSER 1800	04/08/05	200DB	5.00		HY17	4,903.				4,903.	4,903.		0.	4,903.
365	DUMP TRUCK	06/28/05	200DB	5.00		HY17	26,854.				26,854.	26,854.		0.	26,854.
371	2 TORO VERTICAL MOWER ATTACHEMENTS	07/31/05	200DB	5.00		HY17	8,606.				8,606.	8,606.		0.	8,606.
375	8-TRAILERS	09/30/05	200DB	5.00		HY17	3,984.				3,984.	3,984.		0.	3,984.
376	PRO CORE 648	03/02/06	200DB	7.00		HY17	20,233.				20,233.	20,233.		0.	20,233.
379	14 RINOWOOD 10 GAL TRASH ENCLOSURES	06/30/06	200DB	7.00		HY17	3,628.				3,628.	3,628.		0.	3,628.
380	14 RINOWOOD 10 GAL TRASH ENCLOSURES	06/30/06	200DB	7.00		HY17	2,076.				2,076.	2,076.		0.	2,076.
381	RINOWOOD TAIL DIVOT MIZ CONTAINER	06/30/06	200DB	7.00		HY17	1,037.				1,037.	1,037.		0.	1,037.
382	RINOWOOD TAIL DIVOT MIZ BOXES	11/12/06	200DB	7.00		HY17	1,891.				1,891.	1,891.		0.	1,891.
383	RM 3100-D SIDEWINDER	10/26/06	200DB	7.00		HY17	5,250.				5,250.	5,250.		0.	5,250.
388	9-BALL WASHER ASSEMBLIES	01/31/07	200DB	5.00		HY17	3,509.				3,509.	3,509.		0.	3,509.
389	2007 4X2 ZL CAB RANGER	01/16/07	200DB	5.00		HY17	16,876.				16,876.	16,876.		0.	16,876.
390	WATER COOLER ON PRACTICE RANGE	02/28/07	200DB	5.00		HY17	2,519.				2,519.	2,519.		0.	2,519.
391	8 BAG STANDS FOR PRATICE RANGE AND 2 BENCHES	02/28/07	200DB	5.00		HY17	4,951.				4,951.	4,951.		0.	4,951.
393	1 TRU SURFACE VIBE V VIBRATOR	03/14/07	200DB	5.00		HY17	7,376.				7,376.	7,376.		0.	7,376.
396	TORO 648 AERIFIER	03/08/07	200DB	5.00		HY17	21,232.				21,232.	21,232.		0.	21,232.

2018 DEPRECIATION AND AMORTIZATION REPORT

OTHER DEPRECIATION

OTHER

Asset No.	Description	Date Acquired	Method	Life	Conv	Line No.	Unadjusted Cost Or Basis	Bus % Excl	Section 179 Expense	* Reduction In Basis	Basis For Depreciation	Beginning Accumulated Depreciation	Current Sec 179 Expense	Current Year Deduction	Ending Accumulated Depreciation
397	1-500 GAL FLAT BOTTOM FERTIGATION TANK	05/31/07	200DB	5.00		HY17	700.				700.	700.		0.	700.
398	4WD TRACTOR W/FRONT END LOADER	09/14/07	200DB	5.00		HY17	16,377.				16,377.	16,377.		0.	16,377.
399	PICKER, 3 GANG SPLIT HI-RISE	10/26/07	200DB	5.00		HY17	1,776.				1,776.	1,776.		0.	1,776.
400	TRUTURF RS 48 ROLLER/SPIKER	05/05/08	200DB	5.00		HY17	14,710.				14,710.	14,710.		0.	14,710.
406	DAKOTA 410	07/01/08	200DB	5.00		HY17	10,651.				10,651.	10,651.		0.	10,651.
408	(D)CLUB CAR TURF II	07/01/08	200DB	5.00		HY17	15,183.				15,183.	15,183.		0.	15,183.
	* OTHER TOTAL - GOLF AND OUTDOOR EQUIPMENT						278,700.				278,700.	276,402.		0.	276,402.
	SECURITY AND GOLF CARTS														
417	(D)6 DEFIBRILATORS	05/31/06	200DB	7.00		HY17	10,867.				10,867.	10,867.		0.	10,867.
419	(D)DECATUR MOBILE	08/31/08	200DB	5.00		HY17	2,770.				2,770.	2,770.		0.	2,770.
420	(D)DYNAMIC SURVEILANCE CAMERA	12/31/08	200DB	5.00		HY17	14,387.				14,387.	14,387.		0.	14,387.
421	GASESURE PASS SOFTWARE	12/31/08		36M		43	26,904.				26,904.	26,904.		0.	26,904.
477	NEW GOLF CARTS	01/20/09	150DB	5.00		HY17	4,141.				4,141.	4,141.		0.	4,141.
478	SECURITY EQUIPMENT	02/05/09	150DB	7.00		HY17	1,745.				1,745.	1,745.		0.	1,745.
479	SECURITY EQUIPMENT	04/13/09	150DB	7.00		HY17	26,370.				26,370.	26,370.		0.	26,370.
480	SECURITY EQUIPMENT	04/24/09	150DB	7.00		HY17	632.				632.	632.		0.	632.
481	SECURITY EQUIPMENT	04/30/09	150DB	7.00		HY17	1,122.				1,122.	1,122.		0.	1,122.
482	SECURITY EQUIPMENT	05/31/09	150DB	7.00		HY17	1,303.				1,303.	1,303.		0.	1,303.

2018 DEPRECIATION AND AMORTIZATION REPORT

OTHER DEPRECIATION

OTHER

Asset No.	Description	Date Acquired	Method	Life	Conv	Line No.	Unadjusted Cost Or Basis	Bus % Excl	Section 179 Expense	* Reduction In Basis	Basis For Depreciation	Beginning Accumulated Depreciation	Current Sec 179 Expense	Current Year Deduction	Ending Accumulated Depreciation
483	SECURITY EQUIPMENT	06/01/09	150DB	7.00		HY17	6,146.				6,146.	6,146.		0.	6,146.
	* OTHER TOTAL - SECURITY AND GOLF CARTS						96,387.				96,387.	96,387.		0.	96,387.
501	DOCK	01/31/09	150DB	15.00		HY17	548.				548.	337.		32.	369.
502	DOCK IMPROVEMENT	01/06/09	150DB	15.00		HY17	191,533.				191,533.	118,020.		11,310.	129,330.
503	DOCK IMPROVEMENT	01/21/09	150DB	15.00		HY17	1,771.				1,771.	1,092.		104.	1,196.
504	DOCK IMPROVEMENT	01/26/09	150DB	15.00		HY17	162,845.				162,845.	100,343.		9,616.	109,959.
505	DOCK IMPROVEMENT	02/27/09	150DB	15.00		HY17	243,594.				243,594.	150,098.		14,384.	164,482.
506	DOCK IMPROVEMENT	03/31/09	150DB	15.00		HY17	243,262.				243,262.	149,897.		14,364.	164,261.
507	DOCK IMPROVEMENT	04/20/09	150DB	15.00		HY17	13,808.				13,808.	8,508.		815.	9,323.
508	DOCK IMPROVEMENT	06/30/09	150DB	15.00		HY17	800.				800.	492.		47.	539.
509	DOCK IMPROVEMENT	06/30/09	150DB	15.00		HY17	1,860.				1,860.	1,147.		110.	1,257.
	* OTHER TOTAL - SECURITY AND GOLF CARTS						860,021.				860,021.	529,934.		50,782.	580,716.
	MARINA AND DOCKS														
72	SEWER LINE	02/05/93	200DB	7.00		HY17	7,738.				7,738.	7,738.		0.	7,738.
75	KAYAK STORAGE SHED	12/31/01	150DB	15.00		HY17	15,686.				15,686.	15,686.		0.	15,686.
76	IRRIGATION SYSTEM DOCKS	12/31/01	150DB	15.00		HY17	17,000.				17,000.	17,000.		0.	17,000.
80	DOCK LIGHTING	07/13/06	200DB	7.00		HY17	3,424.				3,424.	3,424.		0.	3,424.
81	DOCK RESTROOM	07/31/06	SL	39.00		MM16	192,097.				192,097.	56,444.		4,926.	61,370.

2018 DEPRECIATION AND AMORTIZATION REPORT

OTHER DEPRECIATION

OTHER

Asset No.	Description	Date Acquired	Method	Life	Conv	Line No.	Unadjusted Cost Or Basis	Bus % Excl	Section 179 Expense	* Reduction In Basis	Basis For Depreciation	Beginning Accumulated Depreciation	Current Sec 179 Expense	Current Year Deduction	Ending Accumulated Depreciation
	* OTHER TOTAL - MARINA AND DOCKS						235,945.				235,945.	100,292.		4,926.	105,218.
	PLAYGROUND AND EQUIPMENT														
133	BASKETBALL COURT	06/07/93	150DB	15.00		HY17	4,362.				4,362.	3,710.		0.	3,710.
134	WATER COOLER	11/30/94	200DB	7.00		HY17	1,533.				1,533.	1,533.		0.	1,533.
135	PLAYGROUND EQUIPMENT	08/16/02	200DB	7.00		HY17	10,026.				10,026.	10,026.		0.	10,026.
137	PERGOLAS AND SIGNAGE	04/30/06	150DB	15.00		HY17	10,075.				10,075.	8,021.		587.	8,608.
138	IRRIGATION SYSTEM	05/31/06	150DB	15.00		HY17	3,600.				3,600.	2,867.		209.	3,076.
139	36-STOP SIGN POST	01/22/07	150DB	15.00		HY17	597.				597.	437.		36.	473.
	* OTHER TOTAL - PLAYGROUND AND EQUIPMENT						30,193.				30,193.	26,594.		832.	27,426.
	COMMUNICATION SYSTEMS														
	AUDIO/VISUAL EQUIPMENT														
143	CLUBHOUSE	11/19/03	200DB	5.00		HY17	2,940.				2,940.	2,940.		0.	2,940.
496	TELEPHONE	01/30/09	150DB	7.00		HY17	1,836.				1,836.	1,836.		0.	1,836.
	* OTHER TOTAL - COMMUNICATION SYSTEMS						4,776.				4,776.	4,776.		0.	4,776.
	OFFICE FURNISHINGS														
	(D)SWINTEC ELECTRIC TYPEWRITER														
147	TYPEWRITER	12/27/93	200DB	5.00		HY17	705.				705.	705.		0.	705.
149	LIGHT FIXTURES	11/10/93	200DB	7.00		HY17	881.				881.	881.		0.	881.
150	OFFICE FURNITURE	10/31/02	200DB	7.00		HY17	1,449.				1,449.	1,449.		0.	1,449.
151	JONAS SOFTWARE	10/22/02	200DB	5.00		HY17	52,629.				52,629.	48,809.		0.	48,809.

2018 DEPRECIATION AND AMORTIZATION REPORT

OTHER DEPRECIATION

OTHER

Asset No.	Description	Date Acquired	Method	Life	Conv	Line No.	Unadjusted Cost Or Basis	Bus % Excl	Section 179 Expense	* Reduction In Basis	Basis For Depreciation	Beginning Accumulated Depreciation	Current Sec 179 Expense	Current Year Deduction	Ending Accumulated Depreciation
153	COMPUTER EQUIPMENT	12/16/02	200DB	5.00		HY17	1,558.				1,558.	1,437.		0.	1,437.
157	GROUP III ADMIN FURNITURE	05/22/03	200DB	7.00		HY17	310.				310.	310.		0.	310.
159	CONFERENCE ROOM FURNITURE	09/24/03	200DB	7.00		HY17	9,890.				9,890.	9,890.		0.	9,890.
160	GM OFFICE FURNITURE	01/18/04	200DB	7.00		HY17	2,252.				2,252.	2,252.		0.	2,252.
162	JONAS PAP MODULE	03/01/04	200DB	5.00		HY17	1,575.				1,575.	1,575.		0.	1,575.
163	LANDSCAPE SOFTWARE AND PRINTER	06/30/04	200DB	5.00		HY17	3,594.				3,594.	3,594.		0.	3,594.
164	RECEPTION WORKSTATION AND SEATING	09/30/04	200DB	5.00		HY17	4,174.				4,174.	4,174.		0.	4,174.
165	(D)6 AMERICAN TIME DATA BIOMETRICS DEVICES	05/31/05	200DB	5.00		HY17	15,994.				15,994.	15,994.		0.	15,994.
166	(D)DELL 2300MP PROJECTOR	02/22/06	200DB	5.00		HY17	1,698.				1,698.	1,698.		0.	1,698.
167	DELL DESKTOP	04/30/06	200DB	5.00		HY17	2,330.				2,330.	2,330.		0.	2,330.
168	VECTORPRO	05/31/06		60M		43	2,995.				2,995.	2,995.		0.	2,995.
170	(D)DELL DESKTOP	08/31/06	200DB	5.00		HY17	1,059.				1,059.	1,059.		0.	1,059.
	* OTHER TOTAL - OFFICE FURNISHINGS						103,093.				103,093.	99,152.		0.	99,152.
	ROADS AND BRIDGES														
202	DESK & SHELVES	04/07/04	200DB	7.00		HY17	2,138.				2,138.	2,138.		0.	2,138.
204	VARIOUS DISPLAY RACKS	06/30/08	200DB	7.00		HY17	6,872.				6,872.	6,872.		0.	6,872.
488	CART PATH REPAVING	07/17/09	150DB	15.00		HY17	1,520.				1,520.	937.		90.	1,027.
489	CART PATH REPAVING	07/28/09	150DB	15.00		HY17	1,177.				1,177.	725.		70.	795.

2018 DEPRECIATION AND AMORTIZATION REPORT

OTHER DEPRECIATION

OTHER

Asset No.	Description	Date Acquired	Method	Life	Conv	Line No.	Unadjusted Cost Or Basis	Bus % Excl	Section 179 Expense	* Reduction In Basis	Basis For Depreciation	Beginning Accumulated Depreciation	Current Sec 179 Expense	Current Year Deduction	Ending Accumulated Depreciation
490	CART PATH REPAVING	07/31/09	150DB	15.00		HY17	2,116.				2,116.	1,305.		125.	1,430.
491	CART PATH PAVING	08/27/09	150DB	15.00		HY17	6,216.				6,216.	3,830.		367.	4,197.
492	CART PATH PAVING	09/09/09	150DB	15.00		HY17	4,202.				4,202.	2,588.		248.	2,836.
493	CART PATH PAVING	09/18/09	150DB	15.00		HY17	242,128.				242,128.	149,195.		14,297.	163,492.
494	CART PATH PAVING	10/22/09	150DB	15.00		HY17	4,300.				4,300.	2,651.		254.	2,905.
	* OTHER TOTAL - ROADS AND BRIDGES						270,669.				270,669.	170,241.		15,451.	185,692.
	* GRAND TOTAL OTHER DEPR & AMORT						30844628.				30844628.	9,608,706.		1,123,645.	10732351.
	CURRENT YEAR ACTIVITY														
	BEGINNING BALANCE						27199737.		0.	0.	27199737.	9,608,706.			10664251.
	ACQUISITIONS						3,644,891.		0.	0.	3,644,891.	0.			68,100.
	DISPOSITIONS						1,275,302.		0.	0.	1,275,302.	1,239,204.			1,246,608.
	ENDING BALANCE						29569326.		0.	0.	29569326.	8,369,502.			9,485,743.

Sales of Business Property
(Also Involuntary Conversions and Recapture Amounts Under Sections 179 and 280F(b)(2))

▶ Attach to your tax return.
▶ Go to www.irs.gov/Form4797 for instructions and the latest information.

Name(s) shown on return LONG COVE CLUB OWNERS' ASSOCIATION, INC.	Identifying number 57-0752304
--	---

1 Enter the gross proceeds from sales or exchanges reported to you for 2018 on Form(s) 1099-B or 1099-S (or substitute statement) that you are including on line 2, 10, or 20. See instructions	1
---	---

Part I Sales or Exchanges of Property Used in a Trade or Business and Involuntary Conversions From Other Than Casualty or Theft - Most Property Held More Than 1 Year (see instructions)

(a) Description of property	(b) Date acquired (mo., day, yr.)	(c) Date sold (mo., day, yr.)	(d) Gross sales price	(e) Depreciation allowed or allowable since acquisition	(f) Cost or other basis, plus improvements and expense of sale	(g) Gain or (loss) Subtract (f) from the sum of (d) and (e)
2						
STATEMENT 16				128,501.	157,195.	-28,694.
3 Gain, if any, from Form 4684, line 39						3
4 Section 1231 gain from installment sales from Form 6252, line 26 or 37						4
5 Section 1231 gain or (loss) from like-kind exchanges from Form 8824						5
6 Gain, if any, from line 32, from other than casualty or theft						6
7 Combine lines 2 through 6. Enter the gain or (loss) here and on the appropriate line as follows						7 -28,694.
<p>Partnerships and S corporations. Report the gain or (loss) following the instructions for Form 1065, Schedule K, line 10, or Form 1120S, Schedule K, line 9. Skip lines 8, 9, 11, and 12 below.</p> <p>Individuals, partners, S corporation shareholders, and all others. If line 7 is zero or a loss, enter the amount from line 7 on line 11 below and skip lines 8 and 9. If line 7 is a gain and you didn't have any prior year section 1231 losses, or they were recaptured in an earlier year, enter the gain from line 7 as a long-term capital gain on the Schedule D filed with your return and skip lines 8, 9, 11, and 12 below.</p>						
8 Nonrecaptured net section 1231 losses from prior years. See instructions						8 SEE STATEMENT 17
9 Subtract line 8 from line 7. If zero or less, enter -0-. If line 9 is zero, enter the gain from line 7 on line 12 below. If line 9 is more than zero, enter the amount from line 8 on line 12 below and enter the gain from line 9 as a long-term capital gain on the Schedule D filed with your return. See instructions						9

Part II Ordinary Gains and Losses (see instructions)

10 Ordinary gains and losses not included on lines 11 through 16 (include property held 1 year or less):						
11 Loss, if any, from line 7						11 (28,694.)
12 Gain, if any, from line 7 or amount from line 8, if applicable						12
13 Gain, if any, from line 31						13
14 Net gain or (loss) from Form 4684, lines 31 and 38a						14
15 Ordinary gain from installment sales from Form 6252, line 25 or 36						15
16 Ordinary gain or (loss) from like-kind exchanges from Form 8824						16
17 Combine lines 10 through 16						17 -28,694.
18 For all except individual returns, enter the amount from line 17 on the appropriate line of your return and skip lines a and b below. For individual returns, complete lines a and b below.						
a If the loss on line 11 includes a loss from Form 4684, line 35, column (b)(ii), enter that part of the loss here. Enter the loss from income-producing property on Schedule A (Form 1040), line 16. (Do not include any loss on property used as an employee.) Identify as from "Form 4797, line 18a." See instructions						
18a						
b Redetermine the gain or (loss) on line 17 excluding the loss, if any, on line 18a. Enter here and on Schedule 1 (Form 1040), line 14						
18b						

JWA For Paperwork Reduction Act Notice, see separate instructions.

Part III Gain From Disposition of Property Under Sections 1245, 1250, 1252, 1254, and 1255 (see instructions)

19 (a) Description of section 1245, 1250, 1252, 1254, or 1255 property:	(b) Date acquired (mo., day, yr.)	(c) Date sold (mo., day, yr.)
A CART PATH IMPROVEMENTS	033198	103118
B GOLF COURSE IMPROVEMENTS - BUNKER	102999	103118
C IMPROVEMENTS GREEN PROJECT	113001	103118
D IMPROVEMENTS - CART PATHS	093001	103118

These columns relate to the properties on lines 19A through 19D.		Property A	Property B	Property C	Property D
20	Gross sales price (Note: See line 1 before completing.)	20			
21	Cost or other basis plus expense of sale	21	12,576.	103,368.	651,817.
22	Depreciation (or depletion) allowed or allowable	22	12,576.	103,368.	651,817.
23	Adjusted basis. Subtract line 22 from line 21	23	0.	0.	0.
24	Total gain. Subtract line 23 from line 20	24	0.	0.	0.
25 If section 1245 property:					
a	Depreciation allowed or allowable from line 22	25a	12,576.	103,368.	651,817.
b	Enter the smaller of line 24 or 25a	25b			
26 If section 1250 property: If straight line depreciation was used, enter -0- on line 26g, except for a corporation subject to section 291.					
a	Additional depreciation after 1975	26a			
b	Applicable percentage multiplied by the smaller of line 24 or line 26a	26b			
c	Subtract line 26a from line 24. If residential rental property or line 24 isn't more than line 26a, skip lines 26d and 26e	26c			
d	Additional depreciation after 1969 and before 1976	26d			
e	Enter the smaller of line 26c or 26d	26e			
f	Section 291 amount (corporations only)	26f			
g	Add lines 26b, 26e, and 26f	26g			
27 If section 1252 property: Skip this section if you didn't dispose of farmland or if this form is being completed for a partnership.					
a	Soil, water, and land clearing expenses	27a			
b	Line 27a multiplied by applicable percentage	27b			
c	Enter the smaller of line 24 or 27b	27c			
28 If section 1254 property:					
a	Intangible drilling and development costs, expenditures for development of mines and other natural deposits, mining exploration costs, and depletion	28a			
b	Enter the smaller of line 24 or 28a	28b			
29 If section 1255 property:					
a	Applicable percentage of payments excluded from income under section 126	29a			
b	Enter the smaller of line 24 or 29a	29b			

Summary of Part III Gains. Complete property columns A through D through line 29b before going to line 30.

30	Total gains for all properties. Add property columns A through D, line 24	30	
31	Add property columns A through D, lines 25b, 26g, 27c, 28b, and 29b. Enter here and on line 13	31	
32	Subtract line 31 from line 30. Enter the portion from casualty or theft on Form 4684, line 33. Enter the portion from other than casualty or theft on Form 4797, line 6	32	

Part IV Recapture Amounts Under Sections 179 and 280F(b)(2) When Business Use Drops to 50% or Less

(see instructions.)

	(a) Section 179	(b) Section 280F(b)(2)
33	Section 179 expense deduction or depreciation allowable in prior years	33
34	Recomputed depreciation. See instructions	34
35	Recapture amount. Subtract line 34 from line 33. See the instructions for where to report	35

Part III Gain From Disposition of Property Under Sections 1245, 1250, 1252, 1254, and 1255 (see instructions)

19 (a) Description of section 1245, 1250, 1252, 1254, or 1255 property:	(b) Date acquired (mo., day, yr.)	(c) Date sold (mo., day, yr.)
A GOLF COURSE IMPROVEMENTS - BULKHEADS	113001	103118
B GOLF COURSE IMPROVEMENTS - PRACTICE AREA	113001	103118
C COURSE IMPROVEMENTS LADIES TEE	123103	103118
D RESTROOM RENOVATION	123103	103118

These columns relate to the properties on lines 19A through 19D.		Property A	Property B	Property C	Property D	
20	Gross sales price (Note: See line 1 before completing.)	20				
21	Cost or other basis plus expense of sale	21	18,800.	15,560.	3,400.	6,762.
22	Depreciation (or depletion) allowed or allowable	22	18,800.	15,560.	3,400.	6,762.
23	Adjusted basis. Subtract line 22 from line 21	23	0.	0.	0.	0.
24	Total gain. Subtract line 23 from line 20	24	0.	0.	0.	0.
25 If section 1245 property:						
a	Depreciation allowed or allowable from line 22	25a	18,800.	15,560.	3,400.	6,762.
b	Enter the smaller of line 24 or 25a	25b				
26 If section 1250 property: If straight line depreciation was used, enter -0- on line 26g, except for a corporation subject to section 291.						
a	Additional depreciation after 1975	26a				
b	Applicable percentage multiplied by the smaller of line 24 or line 26a	26b				
c	Subtract line 26a from line 24. If residential rental property or line 24 isn't more than line 26a, skip lines 26d and 26e	26c				
d	Additional depreciation after 1969 and before 1976	26d				
e	Enter the smaller of line 26c or 26d	26e				
f	Section 291 amount (corporations only)	26f				
g	Add lines 26b, 26e, and 26f	26g				
27 If section 1252 property: Skip this section if you didn't dispose of farmland or if this form is being completed for a partnership.						
a	Soil, water, and land clearing expenses	27a				
b	Line 27a multiplied by applicable percentage	27b				
c	Enter the smaller of line 24 or 27b	27c				
28 If section 1254 property:						
a	Intangible drilling and development costs, expenditures for development of mines and other natural deposits, mining exploration costs, and depletion	28a				
b	Enter the smaller of line 24 or 28a	28b				
29 If section 1255 property:						
a	Applicable percentage of payments excluded from income under section 126	29a				
b	Enter the smaller of line 24 or 29a	29b				

Summary of Part III Gains. Complete property columns A through D through line 29b before going to line 30.

30	Total gains for all properties. Add property columns A through D, line 24	30	
31	Add property columns A through D, lines 25b, 26g, 27c, 28b, and 29b. Enter here and on line 13	31	
32	Subtract line 31 from line 30. Enter the portion from casualty or theft on Form 4684, line 33. Enter the portion from other than casualty or theft on Form 4797, line 6	32	

Part IV Recapture Amounts Under Sections 179 and 280F(b)(2) When Business Use Drops to 50% or Less

(see instructions.)

	(a) Section 179	(b) Section 280F(b)(2)
33	Section 179 expense deduction or depreciation allowable in prior years	33
34	Recomputed depreciation. See instructions	34
35	Recapture amount. Subtract line 34 from line 33. See the instructions for where to report	35

Part III Gain From Disposition of Property Under Sections 1245, 1250, 1252, 1254, and 1255 (see instructions)

19 (a) Description of section 1245, 1250, 1252, 1254, or 1255 property:	(b) Date acquired (mo., day, yr.)	(c) Date sold (mo., day, yr.)
A ICE MACHINE	083106	121518
B SWINTEC ELECTRIC TYPEWRITER	122793	121518
C 6 AMERICAN TIME DATA BIOMETRICS DEVICES	053105	121518
D DELL 2300MP PROJECTOR	022206	121518

These columns relate to the properties on lines 19A through 19D.		Property A	Property B	Property C	Property D
20	Gross sales price (Note: See line 1 before completing.)	20			
21	Cost or other basis plus expense of sale	21	7,197.	705.	15,994.
22	Depreciation (or depletion) allowed or allowable	22	7,197.	705.	15,994.
23	Adjusted basis. Subtract line 22 from line 21	23	0.	0.	0.
24	Total gain. Subtract line 23 from line 20	24	0.	0.	0.
25 If section 1245 property:					
a	Depreciation allowed or allowable from line 22	25a	7,197.	705.	15,994.
b	Enter the smaller of line 24 or 25a	25b			
26 If section 1250 property: If straight line depreciation was used, enter -0- on line 26g, except for a corporation subject to section 291.					
a	Additional depreciation after 1975	26a			
b	Applicable percentage multiplied by the smaller of line 24 or line 26a	26b			
c	Subtract line 26a from line 24. If residential rental property or line 24 isn't more than line 26a, skip lines 26d and 26e	26c			
d	Additional depreciation after 1969 and before 1976	26d			
e	Enter the smaller of line 26c or 26d	26e			
f	Section 291 amount (corporations only)	26f			
g	Add lines 26b, 26e, and 26f	26g			
27 If section 1252 property: Skip this section if you didn't dispose of farmland or if this form is being completed for a partnership.					
a	Soil, water, and land clearing expenses	27a			
b	Line 27a multiplied by applicable percentage	27b			
c	Enter the smaller of line 24 or 27b	27c			
28 If section 1254 property:					
a	Intangible drilling and development costs, expenditures for development of mines and other natural deposits, mining exploration costs, and depletion	28a			
b	Enter the smaller of line 24 or 28a	28b			
29 If section 1255 property:					
a	Applicable percentage of payments excluded from income under section 126	29a			
b	Enter the smaller of line 24 or 29a	29b			

Summary of Part III Gains. Complete property columns A through D through line 29b before going to line 30.

30	Total gains for all properties. Add property columns A through D, line 24	30	
31	Add property columns A through D, lines 25b, 26g, 27c, 28b, and 29b. Enter here and on line 13	31	
32	Subtract line 31 from line 30. Enter the portion from casualty or theft on Form 4684, line 33. Enter the portion from other than casualty or theft on Form 4797, line 6	32	

Part IV Recapture Amounts Under Sections 179 and 280F(b)(2) When Business Use Drops to 50% or Less (see instructions.)

	(a) Section 179	(b) Section 280F(b)(2)
33	Section 179 expense deduction or depreciation allowable in prior years	33
34	Recomputed depreciation. See instructions	34
35	Recapture amount. Subtract line 34 from line 33. See the instructions for where to report	35

Part III Gain From Disposition of Property Under Sections 1245, 1250, 1252, 1254, and 1255 (see instructions)

19 (a) Description of section 1245, 1250, 1252, 1254, or 1255 property:	(b) Date acquired (mo., day, yr.)	(c) Date sold (mo., day, yr.)
A DELL DESKTOP	083106	121518
B FORD F250	010306	043018
C 2007 FORD F-150	083107	043018
D IRRIGATION LINES	063094	103118

These columns relate to the properties on lines 19A through 19D.		Property A	Property B	Property C	Property D	
20	Gross sales price (Note: See line 1 before completing.)	20				
21	Cost or other basis plus expense of sale	21	1,059.	25,353.	25,766.	1,500.
22	Depreciation (or depletion) allowed or allowable	22	1,059.	25,353.	25,766.	1,500.
23	Adjusted basis. Subtract line 22 from line 21	23	0.	0.	0.	0.
24	Total gain. Subtract line 23 from line 20	24	0.	0.	0.	0.
25 If section 1245 property:						
a	Depreciation allowed or allowable from line 22	25a	1,059.	25,353.	25,766.	1,500.
b	Enter the smaller of line 24 or 25a	25b				
26 If section 1250 property: If straight line depreciation was used, enter -0- on line 26g, except for a corporation subject to section 291.						
a	Additional depreciation after 1975	26a				
b	Applicable percentage multiplied by the smaller of line 24 or line 26a	26b				
c	Subtract line 26a from line 24. If residential rental property or line 24 isn't more than line 26a, skip lines 26d and 26e	26c				
d	Additional depreciation after 1969 and before 1976	26d				
e	Enter the smaller of line 26c or 26d	26e				
f	Section 291 amount (corporations only)	26f				
g	Add lines 26b, 26e, and 26f	26g				
27 If section 1252 property: Skip this section if you didn't dispose of farmland or if this form is being completed for a partnership.						
a	Soil, water, and land clearing expenses	27a				
b	Line 27a multiplied by applicable percentage	27b				
c	Enter the smaller of line 24 or 27b	27c				
28 If section 1254 property:						
a	Intangible drilling and development costs, expenditures for development of mines and other natural deposits, mining exploration costs, and depletion	28a				
b	Enter the smaller of line 24 or 28a	28b				
29 If section 1255 property:						
a	Applicable percentage of payments excluded from income under section 126	29a				
b	Enter the smaller of line 24 or 29a	29b				

Summary of Part III Gains. Complete property columns A through D through line 29b before going to line 30.

30	Total gains for all properties. Add property columns A through D, line 24	30	
31	Add property columns A through D, lines 25b, 26g, 27c, 28b, and 29b. Enter here and on line 13	31	
32	Subtract line 31 from line 30. Enter the portion from casualty or theft on Form 4684, line 33. Enter the portion from other than casualty or theft on Form 4797, line 6	32	

Part IV Recapture Amounts Under Sections 179 and 280F(b)(2) When Business Use Drops to 50% or Less (see instructions.)

	(a) Section 179	(b) Section 280F(b)(2)
33	Section 179 expense deduction or depreciation allowable in prior years	33
34	Recomputed depreciation. See instructions	34
35	Recapture amount. Subtract line 34 from line 33. See the instructions for where to report	35

Part III Gain From Disposition of Property Under Sections 1245, 1250, 1252, 1254, and 1255 (see instructions)

19 (a) Description of section 1245, 1250, 1252, 1254, or 1255 property:	(b) Date acquired (mo., day, yr.)	(c) Date sold (mo., day, yr.)
A FLAT SCREEN FOR TV FOR BAR	123106	121518
B CLUB CAR TURF II	070108	083118
C 6 DEFIBRILATORS	053106	053118
D DECATUR MOBILE	083108	121518

These columns relate to the properties on lines 19A through 19D.		Property A	Property B	Property C	Property D
20 Gross sales price (Note: See line 1 before completing.)	20				
21 Cost or other basis plus expense of sale	21	3,252.	15,183.	10,867.	2,770.
22 Depreciation (or depletion) allowed or allowable	22	3,252.	15,183.	10,867.	2,770.
23 Adjusted basis. Subtract line 22 from line 21	23	0.	0.	0.	0.
24 Total gain. Subtract line 23 from line 20	24	0.	0.	0.	0.
25 If section 1245 property:					
a Depreciation allowed or allowable from line 22	25a	3,252.	15,183.	10,867.	2,770.
b Enter the smaller of line 24 or 25a	25b				
26 If section 1250 property: If straight line depreciation was used, enter -0- on line 26g, except for a corporation subject to section 291.					
a Additional depreciation after 1975	26a				
b Applicable percentage multiplied by the smaller of line 24 or line 26a	26b				
c Subtract line 26a from line 24. If residential rental property or line 24 isn't more than line 26a, skip lines 26d and 26e	26c				
d Additional depreciation after 1969 and before 1976	26d				
e Enter the smaller of line 26c or 26d	26e				
f Section 291 amount (corporations only)	26f				
g Add lines 26b, 26e, and 26f	26g				
27 If section 1252 property: Skip this section if you didn't dispose of farmland or if this form is being completed for a partnership.					
a Soil, water, and land clearing expenses	27a				
b Line 27a multiplied by applicable percentage	27b				
c Enter the smaller of line 24 or 27b	27c				
28 If section 1254 property:					
a Intangible drilling and development costs, expenditures for development of mines and other natural deposits, mining exploration costs, and depletion	28a				
b Enter the smaller of line 24 or 28a	28b				
29 If section 1255 property:					
a Applicable percentage of payments excluded from income under section 126	29a				
b Enter the smaller of line 24 or 29a	29b				

Summary of Part III Gains. Complete property columns A through D through line 29b before going to line 30.

30 Total gains for all properties. Add property columns A through D, line 24	30	
31 Add property columns A through D, lines 25b, 26g, 27c, 28b, and 29b. Enter here and on line 13	31	
32 Subtract line 31 from line 30. Enter the portion from casualty or theft on Form 4684, line 33. Enter the portion from other than casualty or theft on Form 4797, line 6	32	

Part IV Recapture Amounts Under Sections 179 and 280F(b)(2) When Business Use Drops to 50% or Less (see instructions.)

	(a) Section 179	(b) Section 280F(b)(2)
33 Section 179 expense deduction or depreciation allowable in prior years	33	
34 Recomputed depreciation. See instructions	34	
35 Recapture amount. Subtract line 34 from line 33. See the instructions for where to report	35	

Part III Gain From Disposition of Property Under Sections 1245, 1250, 1252, 1254, and 1255 (see instructions)

19 (a) Description of section 1245, 1250, 1252, 1254, or 1255 property:	(b) Date acquired (mo., day, yr.)	(c) Date sold (mo., day, yr.)
A DYNAMIC SURVEILLANCE CAMERA	123108	121518
B ADMIN BLDG VIDEO/AUDIO UPGRADES	123110	121518
C TRIMS SOFTWARE GROUNDS MGMT (2 USER LIC)	073114	121518
D		

These columns relate to the properties on lines 19A through 19D.		Property A	Property B	Property C	Property D
20	Gross sales price (Note: See line 1 before completing.)	20			
21	Cost or other basis plus expense of sale	21	14,387.	5,520.	2,395.
22	Depreciation (or depletion) allowed or allowable	22	14,387.	5,520.	2,395.
23	Adjusted basis. Subtract line 22 from line 21	23	0.	0.	0.
24	Total gain. Subtract line 23 from line 20	24	0.	0.	0.
25	If section 1245 property:				
a	Depreciation allowed or allowable from line 22	25a	14,387.	5,520.	2,395.
b	Enter the smaller of line 24 or 25a	25b			
26	If section 1250 property: If straight line depreciation was used, enter -0- on line 26g, except for a corporation subject to section 291.				
a	Additional depreciation after 1975	26a			
b	Applicable percentage multiplied by the smaller of line 24 or line 26a	26b			
c	Subtract line 26a from line 24. If residential rental property or line 24 isn't more than line 26a, skip lines 26d and 26e	26c			
d	Additional depreciation after 1969 and before 1976	26d			
e	Enter the smaller of line 26c or 26d	26e			
f	Section 291 amount (corporations only)	26f			
g	Add lines 26b, 26e, and 26f	26g			
27	If section 1252 property: Skip this section if you didn't dispose of farmland or if this form is being completed for a partnership.				
a	Soil, water, and land clearing expenses	27a			
b	Line 27a multiplied by applicable percentage	27b			
c	Enter the smaller of line 24 or 27b	27c			
28	If section 1254 property:				
a	Intangible drilling and development costs, expenditures for development of mines and other natural deposits, mining exploration costs, and depletion	28a			
b	Enter the smaller of line 24 or 28a	28b			
29	If section 1255 property:				
a	Applicable percentage of payments excluded from income under section 126	29a			
b	Enter the smaller of line 24 or 29a	29b			

Summary of Part III Gains. Complete property columns A through D through line 29b before going to line 30.

30	Total gains for all properties. Add property columns A through D, line 24	30	
31	Add property columns A through D, lines 25b, 26g, 27c, 28b, and 29b. Enter here and on line 13	31	
32	Subtract line 31 from line 30. Enter the portion from casualty or theft on Form 4684, line 33. Enter the portion from other than casualty or theft on Form 4797, line 6	32	

Part IV Recapture Amounts Under Sections 179 and 280F(b)(2) When Business Use Drops to 50% or Less

(see instructions.)

	(a) Section 179	(b) Section 280F(b)(2)
33	Section 179 expense deduction or depreciation allowable in prior years	33
34	Recomputed depreciation. See instructions	34
35	Recapture amount. Subtract line 34 from line 33. See the instructions for where to report	35

**Credit for Employer Social Security and Medicare Taxes
Paid on Certain Employee Tips**

Department of the Treasury
Internal Revenue Service

▶ Attach to your tax return.

2018

Attachment
Sequence No. **98**

▶ Go to www.irs.gov/Form8846 for the latest information.

Name(s) shown on return

Identifying number

LONG COVE CLUB OWNERS' ASSOCIATION, INC.

57-0752304

Note: Claim this credit **only** for employer social security and Medicare taxes paid by a food or beverage establishment where tipping is customary for providing food or beverages. See the instructions for line 1.

1	Tips received by employees for services on which you paid or incurred employer social security and Medicare taxes during the tax year (see instructions)	1	9,817.
2	Tips not subject to the credit provisions (see instructions)	2	
3	Creditable tips. Subtract line 2 from line 1	3	9,817.
4	Multiply line 3 by 7.65% (0.0765). If you had any tipped employees whose wages (including tips) exceeded \$128,400, see instructions and check here ▶ <input type="checkbox"/>	4	751.
5	Credit for employer social security and Medicare taxes paid on certain employee tips from partnerships and S corporations	5	
6	Add lines 4 and 5. Partnerships and S corporations, report this amount on Schedule K. All others, report this amount on Form 3800, Part III, line 4f	6	751.

LHA For Paperwork Reduction Act Notice, see instructions.

Form **8846** (2018)

Department of the Treasury
Internal Revenue Service

▶ Attach to Schedule M-3 for Form 1065, 1120, 1120-L, 1120-PC, or 1120S.
▶ Go to www.irs.gov/Form1120 for the latest information.

2018

Name of common parent LONG COVE CLUB OWNERS' ASSOCIATION, INC.	Employer identification number 57-0752304
Name of subsidiary	Employer identification number

Part I Cost of Goods Sold

Cost of Goods Sold Items	(a) Expense per Income Statement	(b) Temporary Difference	(c) Permanent Difference	(d) Deduction per Tax Return
1 Amounts attributable to cost flow assumptions				
2 Amounts attributable to:				
a Stock option expense				
b Other equity-based compensation				
c Meals and entertainment				
d Parachute payments				
e Compensation with section 162(m) limitation				
f Pension and profit sharing				
g Other post-retirement benefits				
h Deferred compensation				
i Reserved				
j Amortization				
k Depletion				
l Depreciation				
m Corporate-owned life insurance premiums ...				
n Other section 263A costs				
3 Inventory shrinkage accruals				
4 Excess inventory and obsolescence reserves				
5 Lower of cost or market write-downs				
6 Other items with differences (attach statement) SEE STATEMENT 18				
7 Other items with no differences	830,904.			830,904.
8 Total cost of goods sold. Add lines 1 through 7 in columns a, b, c, and d. Enter totals on the applicable Schedule M-3. See instructions ...	830,904.			830,904.

JWA For Paperwork Reduction Act Notice, see instructions.

Form 8916-A (2018)

Part II Interest Income

	Interest Income Item	(a) Income (Loss) per Income Statement	(b) Temporary Difference	(c) Permanent Difference	(d) Income (Loss) per Tax Return
1	Tax-exempt interest income				
2	Interest income from hybrid securities				
3	Sale/lease interest income				
4a	Intercompany interest income - From outside tax affiliated group				
4b	Intercompany interest income - From tax affiliated group				
5	Other interest income STMT 19	35,314.			35,314.
6	Total interest income. Add lines 1 through 5 in columns a, b, c, and d. Enter total on the applicable Schedule M-3. See instructions.	35,314.			35,314.

Part III Interest Expense

	Interest Expense Item	(a) Expense per Income Statement	(b) Temporary Difference	(c) Permanent Difference	(d) Deduction per Tax Return
1	Interest expense from hybrid securities				
2	Lease/purchase interest expense				
3a	Intercompany interest expense - Paid to outside tax affiliated group				
3b	Intercompany interest expense - Paid to tax affiliated group				
4	Other interest expense				
5	Total interest expense. Add lines 1 through 4 in columns a, b, c, and d. Enter total on the applicable Schedule M-3. See instructions.				

JWA

Form 8916-A (2018)

Election Not to Claim the Additional First Year
Depreciation Allowable Under IRC Sec. 168(k)

Long Cove Club Owners' Association, Inc.
399 Long Cove Drive
Hilton Head Island, SC 29928

Employer Identification Number: 57-0752304

For the Year Ending December 31, 2018

Long Cove Club Owners' Association, Inc., hereby elects, pursuant to IRC Sec. 168(k)(7), not to claim the additional depreciation allowable under IRC Sec. 168(k) for the following qualifying property placed in service during the tax year ending December 31, 2018.

All property in the 5 year class.
All property in the 7 year class.

See attached Form 4562.

Section 1.263(a)-1(f) De Minimis Safe Harbor Election

Long Cove Club Owners' Association, Inc.
399 Long Cove Drive
Hilton Head Island, SC 29928

Employer Identification Number: 57-0752304

For the Year Ending December 31, 2018

Long Cove Club Owners' Association, Inc. is making the de minimis safe harbor election under Reg. Sec. 1.263(a)-1(f).

FORM 1120	INTEREST INCOME	STATEMENT	1
DESCRIPTION	US	OTHER	
INTEREST INCOME		6,201.	
SCBT INTEREST		29,113.	
TOTAL TO FORM 1120, LINE 5		35,314.	

FORM 1120	OTHER INCOME	STATEMENT	2
DESCRIPTION		AMOUNT	
MEMBERSHIP ASSESSMENTS		5,807,396.	
ARCHITECTURAL REVIEW BOARD		48,900.	
COMMUNITY SERVICES		348,980.	
OTHER INCOME		76,661.	
TENNIS FEES		20,305.	
GOLF ACTIVITIES		442,242.	
EVENT INCOME		162,630.	
MISCELLANEOUS INCOME		9,000.	
TOTAL TO FORM 1120, LINE 10		6,916,114.	

FORM 1120	TAXES AND LICENSES	STATEMENT	3
DESCRIPTION		AMOUNT	
REAL ESTATE TAXES		55,519.	
TOTAL TO FORM 1120, LINE 17		55,519.	

FORM 1120	OTHER DEDUCTIONS	STATEMENT	4
DESCRIPTION		AMOUNT	
277 DEFERRED DEDUCTION		-1,537,474.	
AMORTIZATION		527.	
ARCHITECTURAL REVIEW BOARD		19,864.	
CLUBHOUSE		188,041.	
COMMUNITY SERVICE		771,261.	
DARIUS RUCKER EVENT		162,629.	
FOOD & BEVERAGE		142,135.	

GENERAL & ADMINISTRATIVE	709,836.
GOLF	71,330.
GOLF COURSE MAINTENANCE	406,345.
HURRICANE RELATED EXP	790.
INSURANCE	257,035.
INTEREST EXPENSE	28,381.
OPERATING LEASE	274,782.
SECURITY	22,890.
TENNIS	85,565.
TOTAL TO FORM 1120, LINE 26	<u>1,603,937.</u>

NET OPERATING LOSS DEDUCTION

STATEMENT 5

TAX YEAR	LOSS SUSTAINED	LOSS PREVIOUSLY APPLIED	LOSS REMAINING	AVAILABLE THIS YEAR
12/31/00	31,189.		31,189.	31,189.
12/31/01	30,924.		30,924.	30,924.
12/31/02	111,164.		111,164.	111,164.
12/31/03	20,199.		20,199.	20,199.
12/31/04	304,876.		304,876.	304,876.
12/31/05	454,564.		454,564.	454,564.
12/31/06	542,596.		542,596.	542,596.
12/31/07	567,662.		567,662.	567,662.
12/31/08	517,766.		517,766.	517,766.
12/31/09	4,185.		4,185.	4,185.
12/31/10	114,689.		114,689.	114,689.
12/31/11	118,332.		118,332.	118,332.
12/31/12	283,641.		283,641.	283,641.
12/31/13	151,907.		151,907.	151,907.
12/31/14	291,623.		291,623.	291,623.
12/31/15	282,828.		282,828.	282,828.
12/31/16	158,000.		158,000.	158,000.
12/31/17	13,032.		13,032.	13,032.
NOL AVAILABLE THIS YEAR			<u>3,999,177.</u>	<u>3,999,177.</u>

SCHEDULE L

OTHER CURRENT ASSETS

STATEMENT 6

DESCRIPTION	BEGINNING OF TAX YEAR	END OF TAX YEAR
PREPAID EXPENSES	55,180.	29,454.
RENOVATION ASSESSMENTS RECEIVABLE	210,923.	204,870.
OTHER RECEIVABLES	796,650.	240,125.
TOTAL TO SCHEDULE L, LINE 6	<u>1,062,753.</u>	<u>474,449.</u>

SCHEDULE L	OTHER ASSETS	STATEMENT	7
DESCRIPTION	BEGINNING OF TAX YEAR	END OF TAX YEAR	
CONSTRUCTION IN PROGRESS	260,673.	1,041.	
RENOVATION ASSESSMENTS RECEIVABLE	597,827.	355,558.	
LONG TERM RECEIVABLES	257,075.	0.	
TOTAL TO SCHEDULE L, LINE 14	<u>1,115,575.</u>	<u>356,599.</u>	

SCHEDULE L	OTHER CURRENT LIABILITIES	STATEMENT	8
DESCRIPTION	BEGINNING OF TAX YEAR	END OF TAX YEAR	
ACCRUED EXPENSES	127,621.	129,802.	
ESCROW DEPOSITS	106,050.	132,650.	
TOTAL TO SCHEDULE L, LINE 18	<u>233,671.</u>	<u>262,452.</u>	

FORM 3800	CARRYOVER OF GENERAL BUSINESS CREDITS	STATEMENT	9		
YEAR	TYPE OF CREDIT	ORIGINAL CREDIT	PREVIOUSLY APPLIED	CREDIT REMAINING	AVAILABLE THIS YEAR
2014	EMPLOYER SOCIAL SECURITY - POST 2006	897.	0.	897.	897.
2015	EMPLOYER SOCIAL SECURITY - POST 2006	1,142.	0.	1,142.	1,142.
2016	EMPLOYER SOCIAL SECURITY - POST 2006	703.	0.	703.	703.
2017	EMPLOYER SOCIAL SECURITY - POST 2006	812.	0.	812.	812.
	TOTALS	<u>3,554.</u>	<u>0.</u>	<u>3,554.</u>	<u>3,554.</u>
	LESS TO FORM 4255, LINE 12				0.
	TOTAL				<u>3,554.</u>

SCHEDULE M-3 OTHER INCOME (LOSS) ITEMS WITH DIFFERENCES STATEMENT 10

DESCRIPTION	INCOME (LOSS) PER INCOME STATEMENT	TEMPORARY DIFFERENCE	PERMANENT DIFFERENCE	INCOME (LOSS) PER TAX RETURN
GROSS RECEIPTS OR SALES	1,519,031.	204.	0.	1,519,235.
MISCELLANEOUS INCOME	0.	9,000.	0.	9,000.
TOTAL TO M-3, PART II, LINE 25	<u>1,519,031.</u>	<u>9,204.</u>	<u>0.</u>	<u>1,528,235.</u>

SCHEDULE M-3 OTHER INCOME (LOSS) AND EXPENSE / DEDUCTION STATEMENT 11
ITEMS WITH NO DIFFERENCES

DESCRIPTION	PER INCOME STATEMENT	PER TAX RETURN
OTHER INCOME (LOSS) - SEE STATEMENT	6,907,114.	6,907,114.
OTHER EXPENSE / DEDUCTION - SEE STATEMENT	-3,959,241.	-3,959,241.
TOTAL TO SCHEDULE M-3, PART II, LINE 28	<u>2,947,873.</u>	<u>2,947,873.</u>

SCHEDULE M-3 OTHER INCOME (LOSS) ITEMS WITH NO DIFFERENCES STATEMENT 12

DESCRIPTION	INCOME (LOSS) PER INCOME STATEMENT	INCOME (LOSS) PER TAX RETURN
ARCHITECTURAL REVIEW BOARD	48,900.	48,900.
COMMUNITY SERVICES	348,980.	348,980.
EVENT INCOME	162,630.	162,630.
GOLF ACTIVITIES	442,242.	442,242.
MEMBERSHIP ASSESSMENTS	5,807,396.	5,807,396.
OTHER INCOME	76,661.	76,661.
TENNIS FEES	20,305.	20,305.
TOTAL TO SCHEDULE M-3, PART II, LINE 28	<u>6,907,114.</u>	<u>6,907,114.</u>

SCHEDULE M-3 OTHER EXPENSE/DEDUCTION ITEMS WITH DIFFERENCES STATEMENT 13

DESCRIPTION	EXPENSE/ DEDUCTION PER INCOME STATEMENT	TEMPORARY DIFFERENCE	PERMANENT DIFFERENCE	EXPENSE/ DEDUCTION PER TAX RETURN
277 DEFERRED DEDUCTION	0.	-1,537,474.	0.	-1,537,474.
GOLF	72,707.		-1,377.	71,330.
SALARIES AND WAGES	4,073,456.		-751.	4,072,705.
TOTAL TO M-3, PART III, LINE 38	4,146,163.	-1,537,474.	-2,128.	2,606,561.

SCHEDULE M-3 OTHER EXPENSE/DEDUCTION ITEMS STATEMENT 14
WITH NO DIFFERENCES

DESCRIPTION	EXPENSE/ DEDUCTION PER INCOME STATEMENT	EXPENSE/ DEDUCTION PER TAX RETURN
ARCHITECTURAL REVIEW BOARD	19,864.	19,864.
CLUBHOUSE	188,041.	188,041.
COMMUNITY SERVICE	771,261.	771,261.
DARIUS RUCKER EVENT	162,629.	162,629.
EMPLOYEE BENEFIT PROGRAMS	834,168.	834,168.
FOOD & BEVERAGE	142,135.	142,135.
GENERAL & ADMINISTRATIVE	709,836.	709,836.
GOLF COURSE MAINTENANCE	406,345.	406,345.
HURRICANE RELATED EXP	790.	790.
INSURANCE	257,035.	257,035.
INTEREST EXPENSE	28,381.	28,381.
OPERATING LEASE	274,782.	274,782.
REAL ESTATE TAXES	55,519.	55,519.
SECURITY	22,890.	22,890.
TENNIS	85,565.	85,565.
TOTAL TO SCHEDULE M-3, PART II, LINE 28	3,959,241.	3,959,241.

FORM 4562, PART III NONRESIDENTIAL REAL PROPERTY STATEMENT 15

(A) DESCRIPTION OF PROPERTY	(B) MO/YR	(C) BASIS	(D) PERIOD	(G) DEDUCTION
CLUBHOUSE RAIN GUTTERS	12/18	2,343.	39.0 YRS	3.
CLUBHOUSE RAILINGS	12/18	8,340.	39.0 YRS	9.
GOLF COURSE RE-DESIGN 2018	12/18	2,520,169.	39.0 YRS	2,693.
LANDSCAPE REMEDIATION #6 AND #7	12/18	9,070.	39.0 YRS	10.
ROADS 2018	12/18	270,902.	39.0 YRS	289.
WATER FOUNTAINS	12/18	3,638.	39.0 YRS	4.
CAPITAL RESERVE STUDY	10/18	13,987.	39.0 YRS	75.
PRO SHOP RENOVATION	10/18	6,663.	39.0 YRS	36.
#16 RESTROOM	10/18	2,744.	39.0 YRS	15.
GRILL ROOM SKYLIGHTS	10/18	3,038.	39.0 YRS	16.
GRILL ROOM PAINTING	10/18	648.	39.0 YRS	4.
LADIES LOCKER ROOM COMPRESSOR	10/18	3,158.	39.0 YRS	17.
LAGOON FOUNTAINS REPAIRS	10/18	2,785.	39.0 YRS	15.
LAGOON ENGINEERING STUDY 2018	10/18	51,268.	39.0 YRS	274.
ROOF - TEACHING CENTER	9/18	3,820.	39.0 YRS	29.
CLUBHOUSE PARKING LOT	9/18	141,288.	39.0 YRS	1,057.
PICKLEBALL COURTS 2018	9/18	204,032.	39.0 YRS	1,526.
#6 RESTROOM	8/18	8,773.	39.0 YRS	84.
LCC REALTY OFFICE SPACE	8/18	40,000.	39.0 YRS	385.
CART BARN	7/18	1,927.	39.0 YRS	22.
GRASS AREA NEXT TO CLUBHOUSE	7/18	26,808.	39.0 YRS	315.
TENNIS IRRIGATION	4/18	3,167.	39.0 YRS	57.
TOTAL TO FORM 4562, PART III, LINE 19I		3,328,568.		6,935.

FORM 4797 SALES OF PROPERTY USED IN A TRADE OR BUSINESS STATEMENT 16

DESCRIPTION OF PROPERTY	DATE ACQUIRED	DATE SOLD	SALES PRICE	DEPR ALLOWED	COST OR BASIS	GAIN OR LOSS
LAGOON IMPROVEMENTS	06/30/89	12/15/18		2,916.	3,430.	-514.
LAGOON IMPROVEMENTS	10/14/91	12/15/18		4,133.	4,962.	-829.
GOLF COURSE IMPROVEMENTS	07/17/00	10/31/18				
- BULKHEADS				40,460.	48,044.	-7,584.
RIPRAP ON LAGOON	08/31/92	12/15/18		3,157.	3,675.	-518.
CART PATH IMPROVEMENTS	11/30/91	10/15/18		10,942.	13,424.	-2,482.
TENNIS BALL MACHINE	12/31/99	03/31/18		3,757.	4,135.	-378.
TURF 2 11 HP, 2 WH	07/13/12	08/31/18				
BRAKES				30,116.	34,330.	-4,214.
CONSULTING FEES - GOLF	01/01/12	10/31/18				
COURSE				21,410.	22,081.	-671.
SNACK BAR ICE MACHINE	12/31/13	12/31/18		4,174.	5,519.	-1,345.
WASHER & DRYER - C/H	12/31/13	06/30/18		1,622.	2,332.	-710.
PUB GLASS	06/30/15	06/30/18		70.	136.	-66.

LONG COVE CLUB OWNERS' ASSOCIATION, INC.

57-0752304

CHINA GLASS & SILVER	10/31/15	10/31/18	1,080.	2,115.	-1,035.
CHINA GLASS AND SILVER	06/30/15	06/30/18	2,227.	4,365.	-2,138.
CHINA GLASS AND SILVER	06/30/15	06/30/18	231.	452.	-221.
PETE DYE CONSULT	06/30/15	06/30/18	2,206.	8,195.	-5,989.
TOTALS TO FORM 4797, LINE 2			128,501.	157,195.	-28,694.

FORM 4797	SECTION 1231 LOSSES FROM PRIOR YEARS	STATEMENT 17
	LOSS SUSTAINED	LOSS PREVIOUSLY RECAPTURED
		LOSS REMAINING
TAX YEAR 2013	1,324,591	1,324,591
TAX YEAR 2014	4,196	4,196
TAX YEAR 2015		
TAX YEAR 2016	444,633	444,633
TAX YEAR 2017		
TOTAL REMAINING SECTION 1231 LOSSES FROM PRIOR YEARS		1,773,420

FORM 8916-A	OTHER ITEMS WITH NO DIFFERENCES	STATEMENT	18
DESCRIPTION		PER INCOME STATEMENT	PER TAX RETURN
BEGINNING INVENTORY		165,035.	165,035.
ENDING INVENTORY		-159,257.	-159,257.
PURCHASES		825,126.	825,126.
TOTAL TO LINE 7		830,904.	830,904.

FORM 8916-A	OTHER INTEREST INCOME	STATEMENT	19	
DESCRIPTION	PER INCOME STATEMENT	TEMPORARY DIFFERENCE	PERMANENT DIFFERENCE	PER TAX RETURN
INTEREST INCOME	6,201.	0.	0.	6,201.
SCBT INTEREST	29,113.	0.	0.	29,113.
TOTAL TO PART II, LINE 5	35,314.	0.	0.	35,314.

Electronic Filing PDF Attachment

Architechure Review - S&W, CC	F/S, p 13	-	-	0.00%	-	-	-	-
Architechure Review - Other	601.18.03	(19,864)	-	0.00%	(19,864)	(19,864)	(19,864)	(19,864)
Salaries - G&A	601.13.01	(760,232)	(51,672)	6.36%	(811,904)	(811,904)	-	(811,904)
other - G&A	601.13.03	(664,660)	(45,176)	6.36%	(709,836)	(709,836)	-	(709,836)
Operating Leases	FS	(274,782)	-	0.00%	(274,782)	(274,782)	-	(274,782)
Miscellaneous Income/Expense							9,000	9,000
Depreciation and Amortization	F/S, p 4	(1,249,998)	(84,960)	6.36%	(1,334,958)	(1,334,958)	211,840	(1,123,118)
Amortization		-	-		-	-	(527)	(527)
Insurance	730.19	(240,677)	(16,358)	6.36%	(257,035)	(257,035)	-	(257,035)
RE Taxes - G&A	730.13	(51,986)	(3,533)	6.36%	(55,519)	(55,519)	-	(55,519)
Interest Expense	F/S, p 13	(18,589)	(1,263)	6.36%	(19,852)	(19,852)	-	(19,852)
Interest Expense		(8,529)	-		(8,529)	(8,529)	-	(8,529)
Darius Rucker Event	730.22	1	(162,630)	0.00%	(162,629)	(162,629)	-	(162,629)
Hurriance Related Expenses		(790)			(790)	(790)	-	(790)
State Taxes							-	-
Sec 277 Deferral (Utilization)							1,537,474	1,537,474
Book Income (Loss)		(1,877,888)	(92,504)		(1,970,392)	(1,970,392)	1,892,010	(78,382)
M-1s:								
State Income Tax		-				-		
Deferred Compensation		-				-		
Gift Certificates		191	13	6.36%	204	204		
Gain/(Loss) on Disposal		131,891	-		131,891	131,891		
Depreciation		198,358	13,482	6.36%	211,840	211,840		
Amortization		(493)	(34)	6.36%	(527)	(527)		
Bad Debt		8,427	573	6.36%	9,000	9,000		
Renovation Assessments		-	-		-	-		
FICA Tip Credit		751	-		751	751		
Fuels Tax Credit		1,289	88	6.36%	1,377	1,377		
Capital Funds used for operations		-	-		-	-		
Taxable Income		(1,537,474)	(78,382)		(1,615,856)	(1,615,856)		
Non-Member Loss offset to Member Income		-	-		-	-		
277 deferred deduction generated (utilized)		1,537,474			1,537,474	1,537,474		
TAXABLE INCOME		-	(78,382)		(78,382)	(78,382)		
NOL CARRYOVER GENERATED (UTILIZED)			78,382		78,382	78,382		
TAXABLE INCOME		-	-		0	0		

wp 6502.1

Long Cove Club Owners Assoc.
December 31, 2018
Section 277 Carryforward

wp 6502.8

Sec. 277 Carryforward -- Note -- Carryforwards do not expire

<u>Year Ending</u>	<u>Amount Generated</u>	<u>Amount Utilized</u>	<u>Carryforward</u>
1999	149,000	0	149,000
2000	187,829	0	187,829
2001	452,677	0	452,677
2002	35,157	0	35,157
2003	293,311	0	293,311
2004	219,246	0	219,246
2005	184,893	0	184,893
2006	452,266	0	452,266
2007	124,387	0	124,387
2008	179,196	0	179,196
2009	1,110,103	0	1,110,103
2010	690,801	0	690,801
2011	651,027	0	651,027
2012	555,546	0	555,546
2013	2,177,402	0	2,177,402
2014	1,176,004		1,176,004
2015	984,642		984,642
2016	1,126,341		1,126,341
2017	1,119,884		1,119,884
2018	1,537,474		1,537,474
	<hr/>	<hr/>	<hr/>
	13,407,186	-	13,407,186
Available 12/31/2019			<u><u>13,407,186</u></u>

2018 TAX RETURN FILING INSTRUCTIONS

SOUTH CAROLINA FORM SC1120

FOR THE YEAR ENDING

December 31, 2018

Prepared for	Long Cove Club Owners' Association, Inc. 399 Long Cove Drive Hilton Head Island, SC 29928
Prepared by	RSM US LLP 1555 Palm Beach Lakes Blvd., Suite 700 West Palm Beach, FL 33401
To be signed and dated by	The appropriate corporate officer(s).
Amount of tax	Total tax \$ 25.00 Less: payments and credits \$ 25.00 Plus: other amount \$ 0.00 Plus: interest and penalties \$ 0.00 No pmt required \$
Overpayment	Credited to your estimated tax \$ 0.00 Other amount \$ 0.00 Refunded to you \$ 0.00
Make check payable to	Not applicable
Mail tax return and check (if applicable) to	This return has qualified for electronic filing. After you have reviewed your return for accuracy, please sign, date and return Form SC8453C to our office. We will then transmit your return to the SCDOR. Do not mail a copy of the return.
Return must be mailed on or before	Return Form SC8453C to us by October 15, 2019.
Special Instructions	

STATE OF SOUTH CAROLINA
DEPARTMENT OF REVENUE
CORPORATE INCOME TAX
DECLARATION FOR ELECTRONIC FILING

SC8453C

(Rev. 7/22/09)
3415

Part 1: Corporation and Tax Return Information

Corporation Name LONG COVE CLUB OWNERS' ASSOCIATION, INC.		FEIN 57-0752304	
1. Federal taxable income	Check form filed: <input checked="" type="checkbox"/> SC1120, line 1; <input type="checkbox"/> SC1120S, line 1	1	-78,382.00
2. SC Corporate Income Tax (SC1120, line 7; SC1120S, line 7)		2	00
3. Total Payments and Refundable Credits (SC1120, line 15; SC1120S, line 9)		3	00

Part 2: Declaration of Taxpayer/Corporate Officer

Under penalties of perjury, I declare I am an officer of the above corporation and to the best of my knowledge and belief, the information on this South Carolina Corporate Income Tax Return is true, correct, and complete.

If I have filed a balance due return, I understand that if the SC Department of Revenue does not receive full and timely payment of the tax liability, I will remain liable for the tax liability and all applicable interest and penalties.

I declare that I have compared the information on the corporate return with the information provided to the electronic return originator (ERO) and the amount agrees with the amounts on the South Carolina corporate tax return. To the best of my knowledge, the return is true and complete. I consent that the return and accompanying schedules and statements be sent to the Internal Revenue Service (IRS) by the ERO, and subsequently by the IRS to the SC Department of Revenue.

Sign Here	Signature	Date
	Title CFO	<input checked="" type="checkbox"/> Paid Preparer Authorization:* <small>Check here if the Department of Revenue may discuss the return with the preparer shown below.</small>

Part 3: Declaration of Electronic Return Originator (ERO)/Paid Preparer

Under penalties of perjury, I declare that I have reviewed the above corporation's return and to the best of my knowledge and belief, the information on this South Carolina Corporate Income Tax Return is true, correct, and complete.

I declare that I have received the above taxpayer's return and the entries on this form are complete and correct to the best of my knowledge. I have obtained the corporate officer's signature on this form before submitting the return to the SC Department of Revenue. I have provided the taxpayer with a copy of all forms and information to be filed with the SC Department of Revenue, and have followed all IRS requirements specified by the IRS and SC Department of Revenue. If I am the preparer, I declare that I have examined the above taxpayer's return and accompanying schedules and statements, and to the best of my knowledge, they are true and complete. This declaration is based on all information of which I have knowledge.

ERO's Use Only	ERO signature	Date	Check if also paid preparer <input checked="" type="checkbox"/>	Check if self-employed <input type="checkbox"/>	PTIN or FEIN 42-0714325
	Firm name (or yours if self-employed)	RSM US LLP			
Paid Preparer's Use Only	Preparer signature	Date	Check if self-employed <input type="checkbox"/>	PTIN or FEIN	
	Firm name (or yours if self-employed) and address	ZIP code			

877741 04-01-18

DO NOT MAIL KEEP FOR YOUR RECORDS

1019



dor.sc.gov

STATE OF SOUTH CAROLINA
DEPARTMENT OF REVENUE
APPLICATION FOR AUTOMATIC EXTENSION
OF TIME TO FILE CORPORATION TAX RETURN

SC1120-T
(Rev. 7/26/18)
3096

GENERAL INSTRUCTIONS

A corporation requesting an extension of time must submit an SC1120-T and pay ALL the income tax shown to be due on the corporate tax return, plus ALL of the corporate license fee due, on or before the original due date of the corporate tax return.

Save time and paper! Request your extension to file by paying your balance due on our free tax portal, MyDORWAY, at dor.sc.gov/pay. Select Business Income Tax Payment to get started. Your credit card or electronic check payment on MyDORWAY automatically submits your filing extension request. No additional form or paperwork is required.

The Department may allow an extension, not to exceed six months, to file a corporate tax return. If the corporation has not fulfilled its filing requirements for any previous period, the Department cannot grant an extension, and the corporate tax return will be delinquent if not filed by the original due date. The Department will not send notice of the invalid extension.

The Department will accept a federal extension. Only one SC1120-T is needed to extend a South Carolina consolidated corporate tax return. A single payment may be made for the entire consolidated group. You do not need to list each member included in the consolidated return. The Department will accept a federal extension if all corporations in the consolidated group have filed or are included in a federal extension.

If the amount remitted with the extension fails to reflect at least 90% of the tax to be paid for the period granted by the extension, an underpayment penalty, based on the difference between the amount remitted and amount due, will apply from the date the tax was originally due until the amount is paid in full.

Pay online on MyDORWAY at dor.sc.gov/pay. Select Business Income Tax Payment to get started. You can also mail the SC1120-T to: SC Department of Revenue, Corporate Voucher, PO Box 100153, Columbia SC 29202. Include Business Name and FEIN on both the form and the check.

877601 09-27-18

PLEASE DO NOT CUT. SUBMIT ENTIRE PAGE.

1019

STATE OF SOUTH CAROLINA
DEPARTMENT OF REVENUE
APPLICATION FOR AUTOMATIC EXTENSION
OF TIME TO FILE CORPORATION TAX RETURN

SC1120-T
(Rev. 7/26/18)
3096

CLIP CHECK HERE

Table with 2 columns: SC CORPORATE FILE #, INCOME ACCT PERIOD END (MM-YY). Row 1: 20509748-3, 12-18. Row 2: 57-0752304, FEIN.

Corporate Name and Address

LONG COVE CLUB OWNERS ASSOCIATION I
399 LONG COVE DRIVE
HILTON HEAD ISLAND SC 29928

PLACE AN 'X' IN THE BOX IF:

- First-time filer who has not filed a CL-1
S Corporation
Consolidated Return
Bank or Savings & Loan
Utility or Electric Cooperative
Exempt Organization

Table with 2 columns: Description, Amount. Row 1: 1. Estimated Tax Due, 0.00. Row 2: 2. Total Capital and Paid in Surplus, 0.00 x .001 plus \$15.00 but not less than \$25.00 Minimum License Fee, 25.00. Row 3: 3. Balance Due Remitted, 25.00.

30961049 205097483 570752304 1218 0000000000 00000002500 3



STATE OF SOUTH CAROLINA

'C' CORPORATION INCOME TAX RETURN

SC 1120 (Rev. 9/21/18) 3091

dor.sc.gov

Return is due on or before the 15th day of the 4th month following the close of the taxable year.

SC FILE # - 20509748-3
INCOME TAX PERIOD ENDING DECEMBER 31, 2018
LICENSE FEE PERIOD ENDING DECEMBER 31, 2019
FEIN 57-0752304
NAME LONG COVE CLUB OWNERS' ASSOCIA
MAILING ADDRESS 399 LONG COVE DRIVE
CITY HILTON HEAD STATE SC ZIP CODE 29928

Change of Address Accounting Period Officers

Attach complete copy of Federal Return

Check here if you filed a federal or state extension

Check if Initial Return Consolidated Return Amended Return Includes Disregarded LLC(s)

If Filing a Final Return, see General Instructions, page 3. You MUST close your account with the SECRETARY OF STATE and complete I-349. Merged Reorganized Final

Total Gross Receipts 1,519,235. Total cost of depreciable personal property in SC Audit Contact MATTHEW RAMSEY Telephone Number 843 686 1070

Table with 19 rows for tax computation. Includes items like Federal Taxable Income, Net Adjustment, Total Net Income, Tax, and Total Income Tax. Final balance due is 00.

PART II COMPUTATION OF LICENSE FEE AND SCHEDULES A, B, AND C PAGE 2



COMPUTATION OF LICENSE FEE	20. Total Capital And Paid in Surplus (Multi-State Corporations See Schedule E)	20.	0	00
	21. FEE DUE - Line 20 x .001, plus \$15.00 (Fee cannot be less than \$25.00 per taxpayer)	21.	25	00
	22. Credit Carryover <input type="text" value="00"/> Credit taken this year from SC1120TC, Part II, Column C	22.	<	00
	23. Balance (line 21 less line 22)	23.	25	00
	24. Payments: (a) Paid with Extension	24a.	25	00
	(b) Credit from line 19b	24b.		00
	25. Total Payments (add line 24a and 24b)	25.	25	00
	26. Balance of Fee Due (line 23 less line 25)	26.	0	00
	27. (a) Interest Due <input type="text" value="00"/> (b) Late File/Pay Penalty Due <input type="text" value="00"/>	27.		00
	(See penalty and interest instructions.) Enter Total	27.		00
28. TOTAL LICENSE FEE, Interest and Penalty Due (add lines 26 and 27)	28.	BALANCE DUE	0	00
29. OVERPAYMENT (line 25 less line 23) <input type="text" value="00"/> To be applied as follows:				
(a) Estimated Tax <input type="text" value="00"/> (b) Income Tax <input type="text" value="00"/> (c) REFUND <input type="text"/>				00
30. GRAND TOTAL: INCOME TAX and LICENSE FEE DUE (add lines 18 and 28)	30.	EFT <input type="checkbox"/>	0	00

SCHEDULE A AND B ADDITIONS TO FEDERAL TAXABLE INCOME

1. Taxes on or Measured By Income	1.	
2. Federal Net Operating Loss	2.	
3.	3.	
4.	4.	
5. Other Additions (attach schedule)	5.	
6. Total Additions (add lines 1 through 5)	6.	

DEDUCTIONS FROM FEDERAL TAXABLE INCOME

7. Interest On Obligations Of The U.S.	7.	
8.	8.	
9.	9.	
10. Other Deductions (attach schedule)	10.	
11. Total Deductions (add lines 7 through 10)	11.	
12. Net Adjustment (line 6 less line 11) Also enter on line 2, Part 1, SC1120	12.	

SCHEDULE C SUMMARY OF INCOME TAX CREDITS (FROM SC1120-TC)

1. Credit Carryover From Previous Year's SC1120, Schedule C (NOTE: Should agree to SC1120-TC Column A, line 13)	1.	
2. Enter Total Credits from SC1120-TC, Col. B, line 13. The SC1120-TC and schedule for each tax credit claimed must be attached to the return	2.	
3. Total Credits (add lines 1 and 2)	3.	
4. Tax (line 9, Part 1, SC1120)	4.	
5. Lesser of line 3 or 4 (enter on line 10, Part 1, SC1120) (NOTE: Should agree to SC1120-TC, Column C, line 13.)	5.	
6. Enter Credits Lost Due to Statute (NOTE: Should agree to SC1120-TC, Column D, line 13.)	6.	
7. Credit Carryover (line 3 less lines 5 and 6) (NOTE: Should agree to SC1120-TC, Column E, line 13.)	7.	

I, the undersigned, a principal officer of the corporation for which this return is made declare that this return, including accompanying Annual Report, statements and schedules, has been examined by me and is to the best of my knowledge and belief, a true and complete return.

Sign Here	Signature of officer	MATTHEW RAMSEY	CFO	MRAMSEY@LONGCOVECL
	Officer's printed name		Officer's title	Email
			Date	Telephone Number
				843-686-1070
	authorize the Director of the Department of Revenue or delegate to discuss this return, attachments and related tax matters with the preparer.	Yes <input checked="" type="checkbox"/> No <input type="checkbox"/>	Preparer's Printed Name	
			FRANK LUCAS	
Paid	Preparer's signature	Date	Check if self-employed	Preparer's Telephone No.
		08/06/19	<input type="checkbox"/>	561 697-1785
Use Only	Firm's name (or yours if self-employed) and address	PTIN or FEIN		
	RSM US LLP 1555 PALM BEACH LAKES BLVD. SUITE 700 WEST PALM BEACH, FL 33401	P00995244		ZIP Code 33401

If this is a corporation's final return, signing here authorizes the Department of Revenue to disclose that information with the Secretary of State. You must close with the Secretary of State as well as the Department of Revenue and complete I-349.

Taxpayer's Signature _____ Date _____



SCHEDULE D ANNUAL REPORT TO BE COMPLETED BY ALL CORPORATIONS

1. Name LONG COVE CLUB OWNERS' ASSOCIATION, INC.

2. Incorporated under the laws of the State of SOUTH CAROLINA

3. Location of the Registered Office of the Corporation in the State of South Carolina is 399 LONG COVE DRIVE
 In the City of HILTON HEAD Registered Agent at such address is DAVID LOAN CCM

4. Location of principal office (street address) 399 LONG COVE DRIVE HILTON HEAD ISLAND, SC 29928
 Nature of principal business in SC HOMEOWNERS ASSOCIATI

5. The total number of **authorized shares** of capital stock, itemized by class and series, if any, within each class is as follows:
 NUMBER OF SHARES: _____ CLASS: NONE SERIES: _____

6. The total number of **issued and outstanding shares** of capital stock itemized by class and series, if any, within each class is as follows:
 NUMBER OF SHARES: _____ CLASS: NONE SERIES: _____

7. The names and business addresses of the directors (or individuals functioning as directors) and principal officers in the Corporation are:
 (If additional space is necessary, attach separate schedule).

NAME	TITLE	BUSINESS ADDRESS
<u>BILL MCGLOCKLIN</u>	<u>PRESIDENT</u>	<u>399 LONG COVE DRIVE HILTON HEAD ISLAND</u>
<u>BARBARA SORKIN</u>	<u>VICE PRESIDENT</u>	<u>399 LONG COVE DRIVE HILTON HEAD ISLAND</u>
<u>MALCOLM BINKS</u>	<u>TREASURER</u>	<u>399 LONG COVE DRIVE HILTON HEAD ISLAND</u>
<u>DENNIS CRAWFORD</u>	<u>SECRETARY</u>	<u>399 LONG COVE DRIVE HILTON HEAD ISLAND</u>

8. Date Incorporated 04/14/1981 Date commenced business in the State of South Carolina was 04/14/1981

9. Date of this report DECEMBER 31, 2018 FEIN 57-0752304

10. If Foreign Corporation, the date qualified to do business in the State of South Carolina is _____

11. Was the name of the Corporation changed during the year? NO Give old name _____

12. The Corporation's books are in the care of MATTHEW RAMSEY
 Located at (street address) 399 LONG COVE DRIVE, HILTON HEAD

13. If filing consolidated, complete and attach Schedule J for each Corporation included in the consolidation.

14. The total amount of stated capital per balance sheet is:

A. Total paid in Capital Stock (cannot be a negative amount)	\$	<u>0.</u>
B. Total paid in Capital Surplus (cannot be a negative amount)	\$	<u>6,863,269.</u>
C. Total amount of stated Capital (cannot be a negative amount)	\$	<u>6,863,269.</u>

ATTACH COMPLETE COPY OF FEDERAL RETURN

File electronically using Modernized Electronic Filing (MeF).

Pay online by credit card or electronic check using our free tax portal, MyDORWAY, at dor.sc.gov/pay. Select Business Income Tax Payment to get started.

MAIL RETURN TO THE PROPER ADDRESS

BALANCE DUE:
 SC DEPARTMENT OF REVENUE
 CORPORATE TAXABLE
 PO BOX 100151
 COLUMBIA, SC 29202

REFUNDS OR ZERO TAX:
 SC DEPARTMENT OF REVENUE
 CORPORATE REFUND
 PO BOX 125
 COLUMBIA, SC 29214-0032

Note: If submitting payment by check, make check payable to SC Department of Revenue. Include Business Name and FEIN on check.

30913057

SC1120/SC1120U

NET OPERATING LOSS DEDUCTION

STATEMENT 1

DATE	LOSS SUSTAINED	LOSS PREVIOUSLY APPLIED	LOSS REMAINING
12/31/00	31,189.	0.	31,189.
12/31/01	30,924.	0.	30,924.
12/31/02	111,164.	0.	111,164.
12/31/03	20,199.	0.	20,199.
12/31/04	304,876.	0.	304,876.
12/31/05	454,564.	0.	454,564.
12/31/06	542,596.	0.	542,596.
12/31/07	567,662.	0.	567,662.
12/31/08	517,766.	0.	517,766.
12/31/09	4,185.	0.	4,185.
12/31/10	114,689.	0.	114,689.
12/31/11	118,332.	0.	118,332.
12/31/12	283,641.	0.	283,641.
12/31/13	151,907.	0.	151,907.
12/31/14	292,520.	0.	292,520.
12/31/15	283,970.	0.	283,970.
12/31/16	158,703.	0.	158,703.
12/31/17	13,032.	0.	13,032.
TOTAL NOL CARRYOVER AVAILABLE THIS YEAR			4,001,919.

IRS Form 990 or 990-T

We are unable to provide the ATAX Committee with Form 990 or 990-T.

Long Cove Club Owners Association, Inc. is a taxable corporation and files IRS Form 1120.

We are classified by the State of South Carolina as a Nonprofit corporate entity type. We are nonprofit, just not tax exempt.

The Darius Rucker Intercollegiate golf tournament is run separately from the Long Cove Club Owners Association, Inc. No member dues or Club revenue is used to fund the tournament, as you will see in our financial statements.

In addition, the Darius Rucker Intercollegiate is not a stand-alone taxable entity and does not file federal or state taxes. The DRI revenue/expenses do not appear on the Long Cove Club P&L or in the annual budget.

From our Accounting Firm:

Jackie Sullivan, CPA
RSM US LLP
5551 Ridgewood Drive, Suite 401, Naples, FL, 34108

(239) 513-6583
jackie.sullivan@rsmus.com
www.rsmus.com

Legally, Long Cove Club is organized as a non-profit organization under the statutes of SC law. However, just because legally the club is organized as a non-profit does not necessarily mean that the Club is tax exempt for IRS purposes. Because the Club is a CIRA (Property Owners Association), it does not qualify to apply for tax exempt status from the IRS. But does have non-profit legal status.